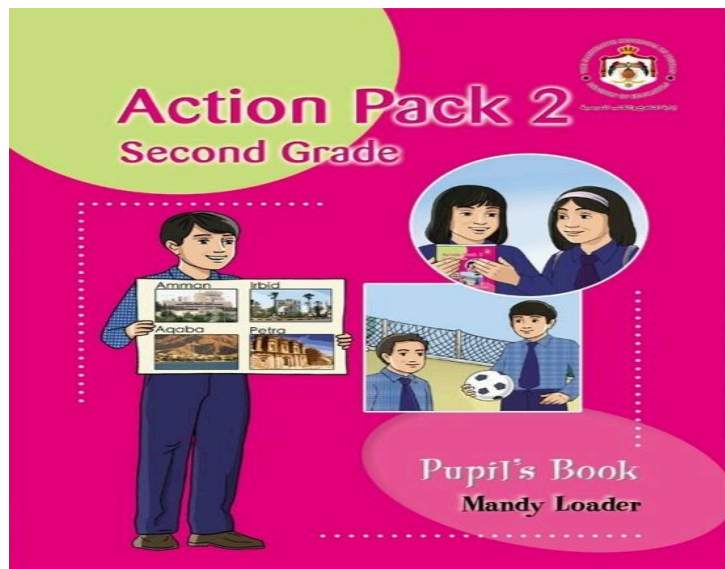




English Booklets  
Action pack 2  
2nd grade  
Second semester  
Ibn Mandhour school  
Teacher Areej Mallah ♥♥





## Unit 9 : How many are there?

في هذه الوحدة سنركز على الأرقام من واحد حتى واحد وعشرون كتاباً ولفظاً  
وإستخدام السؤال عن كم عدد شيء معين وعدده.






| Numbers      | Arabic meaning |
|--------------|----------------|
| One 1        | واحد           |
| Two 2        | إثنان          |
| Three 3      | ثلاثة          |
| Four 4       | أربعة          |
| Five 5       | خمسة           |
| Six 6        | ستة            |
| Seven 7      | سبعة           |
| Eight 8      | ثمانية         |
| Nine 9       | تسعة           |
| Ten 10       | عشرة           |
| Eleven 11    | إحدى عشر       |
| Twelve 12    | إثنا عشر       |
| Thirteen 13  | ثلاثة عشر      |
| Fourteen 14  | أربعة عشر      |
| Fifteen 15   | خمسة عشر       |
| Sixteen 16   | ستة عشر        |
| Seventeen 17 | سبعة عشر       |
| Eighteen 18  | ثمانية عشر     |



|               |             |
|---------------|-------------|
| Nineteen 19   | تسعة عشر    |
| Twenty 20     | عشرون       |
| Twenty one 21 | واحد وعشرون |

### كلمات الوحدة التاسعة

#### Vocabulary

| Word      | Arabic meaning |   |
|-----------|----------------|---|
| Numbers   | أرقام          | 123456  |
| Nuts      | مكسرات         |    |
| How many? | كم العدد       |   |
| Sweets    | حلوى           |  |
| Children  | أطفال          |  |
| Cake      | كيك            |  |
| Olive     | زيتون          |  |
| Fig       | تين            |   |

| كلمات الإملاء الأول                                 | كلمات الإملاء الثاني   | كلمات الإملاء الثالث                    |
|---|--|---|
| Eleven<br>Twelve<br>Thirteen<br>Fourteen<br>Fifteen | Sixteen<br>Seventeen<br>Eighteen<br>Nineteen<br>Twenty<br>Twenty one | Nuts<br>Olive<br>Figs<br>Sweets<br>Cake |



## Grammar

طريقة السؤال عن عدد شيء ما باستخدام **How many?**

**\*\*How many figs are there ?**

**There are twenty figs.**

في حالة الجمع تستخدم **there are** / في حالة المفرد تستخدم **there is**

## There is / There are

**There is** تستخدم مع المفرد ( عدده واحد

### There is a

تستخدم مع الكلمات التي تبدأ بحرف ساكن أي باقي الحروف عدا حروف العلة

مثال:

**There is a book**

**There is a pencilcase**

### There is an

تستخدم مع الكلمات التي تبدأ بحرف علة وهي ( a , u , o , i , e )

مثال:

**There is an elephant**

**There is an icecream**

**\*\*There are** تستخدم مع الجمع عدده أكثر من واحد

يضاف في آخر الكلمات **s** الجمع

**There are lions**

**There are pupils**

**There are twenty girls**



استخدام "there is" و "there are" مع How many :  
"There is" مع المفرد :  
نستخدم "there is" للإشارة إلى وجود شيء واحد فقط.

مثال:

\*\* How many apples are there?

There is one apple 🍏 ---

2. "There are" مع الجمع:

\*\*نستخدم "there are" عند الإشارة إلى أكثر من شيء.

مثال:

\*\*How many apples are there?

There are three apples 🍏 🍏 🍏

3. خطوات كتابة السؤال باستخدام "How many":

1. ابدأ بـ How many.

2. أضف الاسم المعدود بصيغة الجمع (إذا كان العدد أكثر من واحد).

3. استخدم الفعل المساعد are (للجمع) أو is (للمفرد).

4. أكمل السؤال بكلمة there.

---

**Complete the table :-**

Candy - flower - orange - camel - Olive - four

| Cc | Ff | Oo |
|----|----|----|
|    |    |    |
|    |    |    |



## Work sheet


**Question 1:-** Write the missing numbers:

Name: \_\_\_\_\_

Date: \_\_\_\_\_

### Missing numbers 1 ~ 20

Fill in the missing numbers.



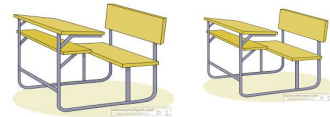
**Question 2:-** Match the words with the numbers

|           |    |
|-----------|----|
| Twelve.   | 11 |
| Eleven.   | 12 |
| Fourteen. | 16 |
| Sixteen.  | 14 |
| Seventeen | 20 |
| Twenty    | 17 |



**Question 3: look and answer**

**1) How many desks are there?**



**There are .....**

**2)How many olives are there?**



**There are.....**

**3) How many sweets are**

**there?**



**There are .....**

---

**Question 4:- Look at the picture and use( a or an )**

**1)**



**It's ..... orange**

**2)**



**It's.....Tv**

**3**



**It's.....elephant**

**4**



**It's.....dress**

---

**Teacher Areej Mallah** ❤️






## Unit 10:- What time is it ?

\*\*في هذه الوحدة سوف نقوم بالتركيز على قراءة الوقت ومعرفة معاني بعض الأفعال.

### Vocabulary معاني كلمات الوحدة

| Word             | Arabic meaning |   |
|------------------|----------------|---|
| How are you?     | كيف الحال      |    |
| Fine             | بخير           |    |
| What time is it? | كم الوقت       |    |
| Please           | لو سمحت        |    |
| Lunch            | غداء           |  |
| Half past        | ونصف           |  |
| O'clock          | تماماً         |  |
| Visitor          | زوار           |  |
| From             | مَنْ           |   |
| Get up           | يستيقظ         |  |
| Have breakfast   | يتناول فطوره   |  |
| Go to school     | يذهب للمدرسة   |  |
| Have lunch       | بتناول الغداء  |  |
| Brush teeth      | يفرشي أسنانه   |  |
| Go to bed        | يذهب للسرير    |  |



|       |         |   |
|-------|---------|---|
| Sleep | ينام    |  |
| Dates | تمر     |  |
| Watch | ساعة يد |  |

| الإملاء الأول                          | الإملاء الثاني   | الإملاء الثالث                               |
|--|--|--|
| O'clock<br>half past<br>dates<br>watch | get up<br>have breakfast<br>go to school<br>have lunch | brush teeth<br>go to bed<br>Visitor<br>Sleep |

**Grammar** سنتعلم قراءة الوقت



**half past:** تستخدم عندما يكون عقرب الساعة الطويل على الرقم 6

**o'clock:** تستخدم عندما يكون عقرب الساعة الطويل على الرقم 12

Functions and activities:

**Ask and answer about time:**

السؤال والجواب عن الوقت

|   |  |
|---|--|
| <p><b>What time is it?</b> تستخدم دائماً للسؤال عن الوقت</p> <p>It's + <span>half past</span> + الرقم</p> <p>أو</p> <p><span>الرقم</span> o'clock</p> <p>It's</p> | <p><b>Examples:</b></p> <p><b>What time is it?</b><br/>It's half past eight</p>  <p><b>What time is it?</b><br/>It's nine o'clock</p>  |
|---|--|

**Read and Complete ( What / It's / o'clock / half**

1. — time is it?

— three o'clock

2. What time is it?

It's three —

2. What time is it?

It's — past three



## السؤال عن النشاطات اليومية: Ask about daily activities:

What time do you+

get up?  
go to school?  
have breakfast?  
have lunch?  
go to bed?  
brush teeth?

نختار اسم النشاط

الوقت + at + اسم النشاط + I

مثال:-


what time do you get up ?

I get up at six o'clock

### Ask and answer:

1. What time do you -----?

I go to school at -----.



2. ----- have breakfast?

----- at half past six.



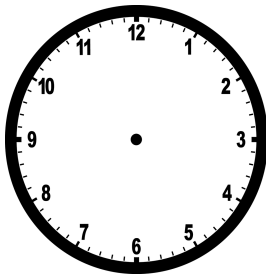
3. -----?

----- at two o'clock.

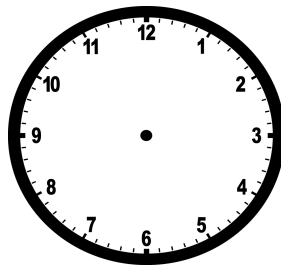


### Draw the time:

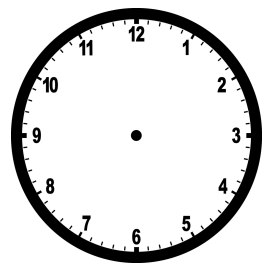
Eleven o'clock.



half past six.



half past twelve





## Work sheet



What time do you  
get up?



What time do you  
have breakfast?



What time do you  
go to school?



What time do you  
go home?



What time do you  
have lunch?



What time do you  
have dinner?



What time do you  
do homework?



What time do you  
watch TV?



What time do you  
go to bed?





# What time is it?



O'clock



O'clock



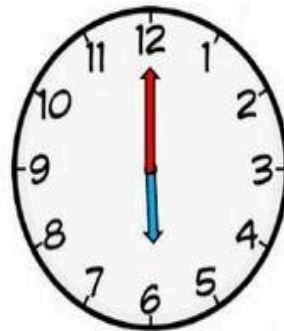
O'clock



O'clock



O'clock



O'clock



## Unit 11:- What does he look like ?

\*\*في هذه الوحدة سنقوم بالتركيز على وصف أشكال الأشخاص

### Vocabulary كلمات الوحدة

| Word      | Arabic meaning |   |
|-----------|----------------|---|
| Look like | يشبه           |    |
| Grey      | رمادي          |    |
| brown     | بني            |    |
| black     | أسود           |    |
| Tall      | طويل           |    |
| Short     | قصير           |   |
| Long      | طويل           |  |
| nearly    | تقريباً        |   |
| She's got | لديها          |   |
| He's got  | لديه           |   |
| eyes      | عيون           |  |
| hair      | شعر            |  |
| Uncle     | عم / خال       |  |

| الإملاء الأول         | الإملاء الثاني           | الإملاء الثالث        |
|-----------------------|--------------------------|-----------------------|
| grey<br>brown / black | tall. / Short. /<br>Long | eyes / hair<br>Uncle/ |



## Grammar

**\*\*لوصف طول شخص ما نستخدم النمط التالي :-**

**He is + tall / short .** اختصار. **▶ he's tall / short**

مثال

**He's tall.** هو طويل 

**He's short.** هو قصير 

**She's tall.** هي طويلة 

**She's short.** هي قصيرة 

**\*\*لوصف طول شعر شخص ما:-**

**He has+ got + adj+ hair** ▶

اختصار **he's got+adj + hair**

مثال

**He's got long hair.** هو لديه شعر طويل 

**She's got long hair** هي لديها شعر طويل 


**He's got short hair** هو لديه شعر قصير 

**She's got short hair** هي لديها شعر قصير 



**\*\* لوصف لون عيون شخص ما:-**

**He has got + اللون + eyes**

**he's got+ اللون + eyes**  **اختصار**

**مثال**

**He's got brown eyes**



**She's got blue eyes**



**\*\* لوصف طول ولون الشعر لشخص ما:-**

**He's / she's + got + ( short / long )+ ( اللون ) + (hair)**

**مثال**

**She's got long brown hair**



**He's got short black hair**



---

**Talk about your self**

**\*I'm.....( tall / short )**

**\*I've got.....eyes and..... hair**

---

**Write the missing letters ( L , g )**

**....rey.** 

**.....ong** 



## Work sheet

Look at the picture and circle

1. He's got **long hair** / **short hair**.
2. He's got **blond hair** / **dark hair**.
3. He's got **brown eyes** / **blue eyes**.




1. She's got **long hair** / **short hair**.
2. She's got **dark hair** / **blond hair**.
3. She's got **black eyes** / **blue eyes**.






# MY FRIENDS


Drag and drop 

long

short




She has ..... hair.




She has ..... hair.

blonde

dark



He has ..... hair.




He has ..... hair.


curly

straight


wavy



She has ..... hair.



She has ..... hair.



She has ..... hair.


green

headscarf


blue

hair band


brown




She has ..... eyes.




She has ..... eyes.



She has ..... eyes.



She has a .....



She has a .....

Teacher Areej Mallah 



## Unit 13:- This is a present for you

### Vocabulary معاني كلمات الوحدة

| Word          | Arabic meaning |   |
|---------------|----------------|---|
| Present       | هدية           |    |
| Book          | كتاب           |    |
| Sunglasses    | نظارات شمسية   |    |
| T.shirt       | قميص           |    |
| Children      | أطفال          |    |
| Welcome       | اهلا وسهلا     |    |
| Balloon       | بالون          |  |
| Thank you     | شكراً لك       |  |
| Tennis racket | مضرب تنس       |  |
| Pyjamas       | بيجاما         |  |
| hat           | قبعة           |  |
| Note book     | دفتر ملاحظات   |  |

| الإملاء الأول                 | الإملاء الثاني                      | الإملاء الثالث              |
|-------------------------------|-------------------------------------|-----------------------------|
| Present<br>Book<br>Sunglasses | T.Shirt<br>Tennis racket<br>Pyjamas | hat<br>Note book<br>balloon |



## Grammar

### \*\*Use of (This is / These are)

**This is** :- اسم إشارة القريب المفرد .

| This is a   | This is an  |
|---|---|
| يتبعها كلمة تبدأ بحرف ساكن<br>( جميع الحروف ماعدا حرف حروف<br>العلّة )<br>مثال :- This is a present | يتبعها كلمة تبدأ بحرف علّة .<br>وحروف العلّة ( a , o , e , i , u )<br>مثال :- This is an umbrella |

### Work sheet


Use [a/an]:

1) This is..... teacher. 

2) This is..... present. 

3) This is .....orange juice 

4) This is..... notebook 

5) This is..... egg . 

---

Teacher Areej Mallah 



## These are

اسم إشارة للقريب الجمع ( الأسماء الزوجية التي تتكون من زوجين تعامل معاملة الجمع )

مثال

-These are sunglasses

-These are Pyjamas.

\*\* الجمع هو ما دل على اثنين فأكثر وعادة ما ينتهي ب S الجمع

Book ▶ books

Sunglass ▶ Sunglasses

Shoe. ▶ Shoes

**Question 1:-**Write the plural form from these nouns:

|          |  |
|----------|--|
| Football |  |
| Present  |  |
| Sunglass |  |
| Teacher  |  |

**Question 2:-** Use ( This is ) or. ( These are )

1).....a tennis racket 

2)..... books 

3).....a hat 

4)..... balloons 

5)..... a T. shirt



**Question 3:-** Look and write ✍️



\_\_\_\_\_.

**Question 4:-** Write the missing letters( e ,a ,q )

-Pr..... sent.

- footb .....ll

- rac..... uet

- h .....t

Object Pronouns, ضمائر المفعول به

For



me You. her. him. them

لي لك لها له لهن/لهم

- **This is for her** هذه الهدية لها

ضمائر المفعول ( يعود على مؤنث )

-**This is for him.**

هذه الهدية له

ضمير مفعول به ( يعود على مذكر )



- **These are for them.** هذه الهدية لهم / لهن

ضمير مفعول به يعود على أكثر من شخص مذكر / مؤنث












There is / There are



|                          |   |
|--------------------------|---|
| There <b>is</b> a /an... | only 1       |
| There <b>are</b> ...     | More than 1  |

Write  **is** / **are**

1. There ..... a lamp 
2. There ..... two lamp**s** 
3. There ..... two sofa**s** 
4. There ..... one fridge 
5. There ..... two curtain**s** 
6. There ..... a bed 
7. There ..... two chair**s** 
8. There ..... a bath 
9. There ..... four clock**s** 



3. Complete with: This - That - a - an.

a. This IS a Car



b. \_\_\_\_\_ IS \_\_\_\_\_



-----



c. \_\_\_\_\_ IS \_\_\_\_\_



-----



d. \_\_\_\_\_ IS \_\_\_\_\_



-----



e. \_\_\_\_\_ IS \_\_\_\_\_



-----



f. \_\_\_\_\_ IS \_\_\_\_\_



-----



g. \_\_\_\_\_ IS \_\_\_\_\_



-----



h. \_\_\_\_\_ IS \_\_\_\_\_



-----



i. \_\_\_\_\_ IS \_\_\_\_\_



-----



j. \_\_\_\_\_ IS \_\_\_\_\_



-----



k. \_\_\_\_\_ IS \_\_\_\_\_



-----

































# this these that those

Make questions and answer them. Look at the examples below:

## Useful vocabulary

cake      bee      sock      hat      flower  
apple      airplane      cat      car      girl

- What is this? This is a cupcake  
- What are these? These are cupcakes  
- What is that? That is a monster  
- What are those? Those are monsters  

1. \_\_\_\_\_ ?  
2. \_\_\_\_\_ ?  
3. \_\_\_\_\_ ?  
4. \_\_\_\_\_ ?  
5. \_\_\_\_\_ ?  
6. \_\_\_\_\_ ?  
7. \_\_\_\_\_ ?  
8. \_\_\_\_\_ ?  
9. \_\_\_\_\_ ?  
10. \_\_\_\_\_ ?  



## Unit 14:- I like playing tennis

في هذه الوحدة سنقوم بشرح طريقة التعبير عن ما أحب وما أكره بالسؤال والإجابة وكذلك للتذكير بالحروف وأصواتهم وكلمات تحتوي عليهم  
(Ss ) \*\* ( Ee)

### Vocabulary كلمات الوحدة

| Word     | Arabic meaning |   |
|----------|----------------|---|
| Like     | يحب            |    |
| Play     | يلعب           |    |
| Tennis   | تنس            |   |
| Football | كرة قدم        |  |
| Running  | الركض          |  |
| Cycling  | قيادة الدراجة  |  |
| Reading  | القراءة        |  |
| Painting | الرسم          |  |
| Salad    | سلطة           |  |

Teacher Areej Mallah ♥



| الإملاء الأول         | الإملاء الثاني               | الإملاء الثالث                  |
|-----------------------|------------------------------|---------------------------------|
| Like<br>play<br>salad | Tennis<br>Running<br>Reading | Cycling<br>Painting<br>Football |

## Grammar

Question :-

Do you like playing tennis?

هل تحب لعبة التنس؟

Answer:- yes, I do نعم أحب

No, I don't. لا, لا أحب

- نلاحظ بعد الفعل (like) يأتي فعل + ing
- Play..... playing
- للتعبير عن ماأحب يستخدم النمط التالي
- مثال :- I like reading
- للتعبير عن ما أكره استخدم النمط التالي
- مثال:- I don't like playing tennis


**Question 1:-** look and write




\_\_\_\_\_ . \_\_\_\_\_




**Question 2:- Look and match**



**I like running**



**I like reading**



**I like playing tennis**



**I like cycling**



**I like Swimming**



**Question 3:- Circle the correct answer.**



1. I .....playing tennis.

a. like

b. don't like



2. I.....reading.

a. like

b. don't like



3. I.....painting.

a. like

b. don't like

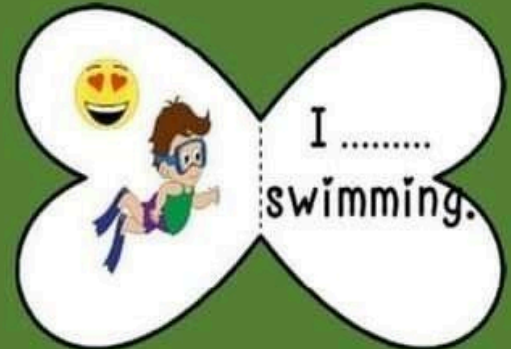

---

Teacher Areej Mallah ❤️



# LIKE & DISLIKE

Resme göre boşlukları like / dislike ile doldurun.





# Do you like...?

Drag the word in the correct picture. Then click on the correct answer.

baseball

tennis

badminton

swimming

Horse riding

football

fishing

skateboarding

✗ 1. Do you like \_\_\_\_\_?



Yes, I do.

No, I don't.

✗ 2. Do you like \_\_\_\_\_?



Yes, I do.

No, I don't.

✓ 3. Do you like \_\_\_\_\_?



Yes, I do.

No, I don't.

✓ 4. Do you like \_\_\_\_\_?



Yes, I do.

No, I don't.

✗ 5. Do you like \_\_\_\_\_?



Yes, I do.

No, I don't.

✓ 6. Do you like \_\_\_\_\_?



Yes, I do.

No, I don't.

✗ 7. Do you like \_\_\_\_\_?



Yes, I do.

No, I don't.

✓ 8. Do you like \_\_\_\_\_?



Yes, I do.

No, I don't.



## Unit 15:- How do you spell it ?

\*\*في هذه الوحدة سنركز على كيفية تهجئة الكلمات إلى حروفها لذلك سوف نقوم بمراجعة الحروف كاملة حتى نتأكد من حفظها.

### Vocabulary كلمات الوحدة

| Word          | meaning     |   |
|---------------|-------------|---|
| Dad           | أب          |    |
| Excuse me     | المعذرة     |    |
| What's that ? | ما هذا      |   |
| Letter        | رسالة       |  |
| Nice          | جميل        |  |
| Surname       | اسم العائلة |  |
| How           | كيف         |  |
| Spell         | يتهجأ       |  |
| Wrong         | خطأ         |  |
| Right         | صح          |  |



| الإملاء الأول                                     | الإملاء الثاني                              |
|---|---|
| <b>Spell</b><br><b>Letter</b><br><b>Excuse me</b> | <b>Wrong</b><br><b>Right</b><br><b>Nice</b> |

---

### Question 1:-

**Spell these words ^ \_ ^**

1: football \_\_\_\_\_

2: play tennis \_\_\_\_\_

3: present \_\_\_\_\_

4: children \_\_\_\_\_

### Question 2:-

**Answer these questions**

**What's your name?**

\_\_\_\_\_

**What's your surname?**

\_\_\_\_\_



Name: \_\_\_\_\_

Draw a line to match the uppercase letter to its lowercase letter.

A •

• c

B •

• e

C •

• b

D •

• a

E •


• d



NAME: \_\_\_\_\_ CLASS: \_\_\_\_\_ DATE: \_\_\_\_\_

## MATCH CAPITAL & SMALL LETTERS

|   |   |   |   |
|---|---|---|---|
| A | g | N | p |
| B | d | O | r |
| C | a | P | o |
| D | b | Q | s |
| E | f | R | n |
| F | c | S | x |
| G | e | T | q |
| H | m | U | z |
| I | l | V | w |
| J | i | W | y |
| K | h | X | t |
| L | j | Y | v |
| M | k | Z | u |



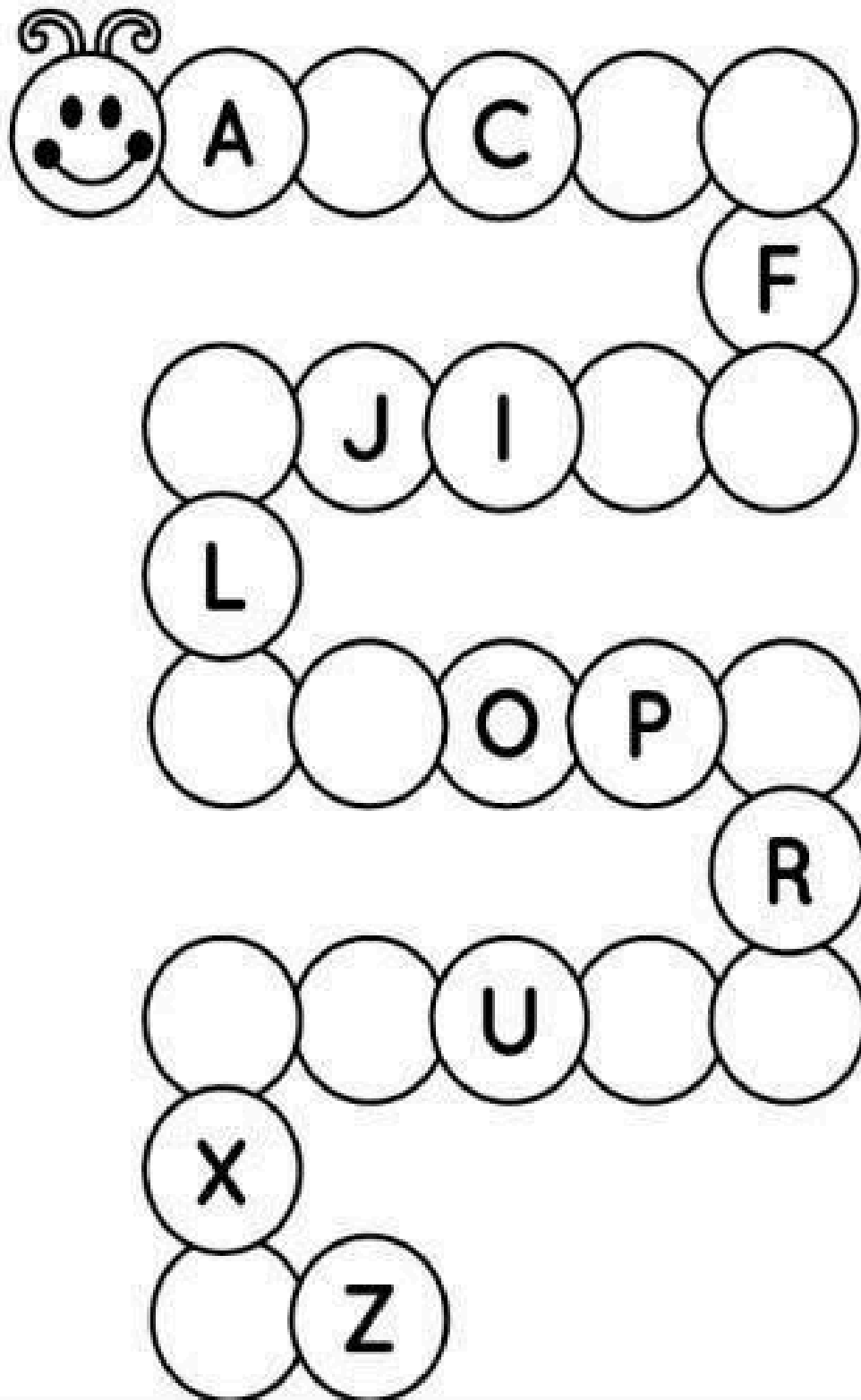


Name: \_\_\_\_\_

Grade: \_\_\_\_\_

Date: \_\_\_\_\_

## Fill in the Missing Uppercase Letters





**Challenges are nothing"  
but steps of a ladder  
leading you toward  
success, so don't  
hesitate to move  
.forward**

**,Best regards  
"Teacher Areej Mallah**

