

GRAMMAR

10 adv & 11 General



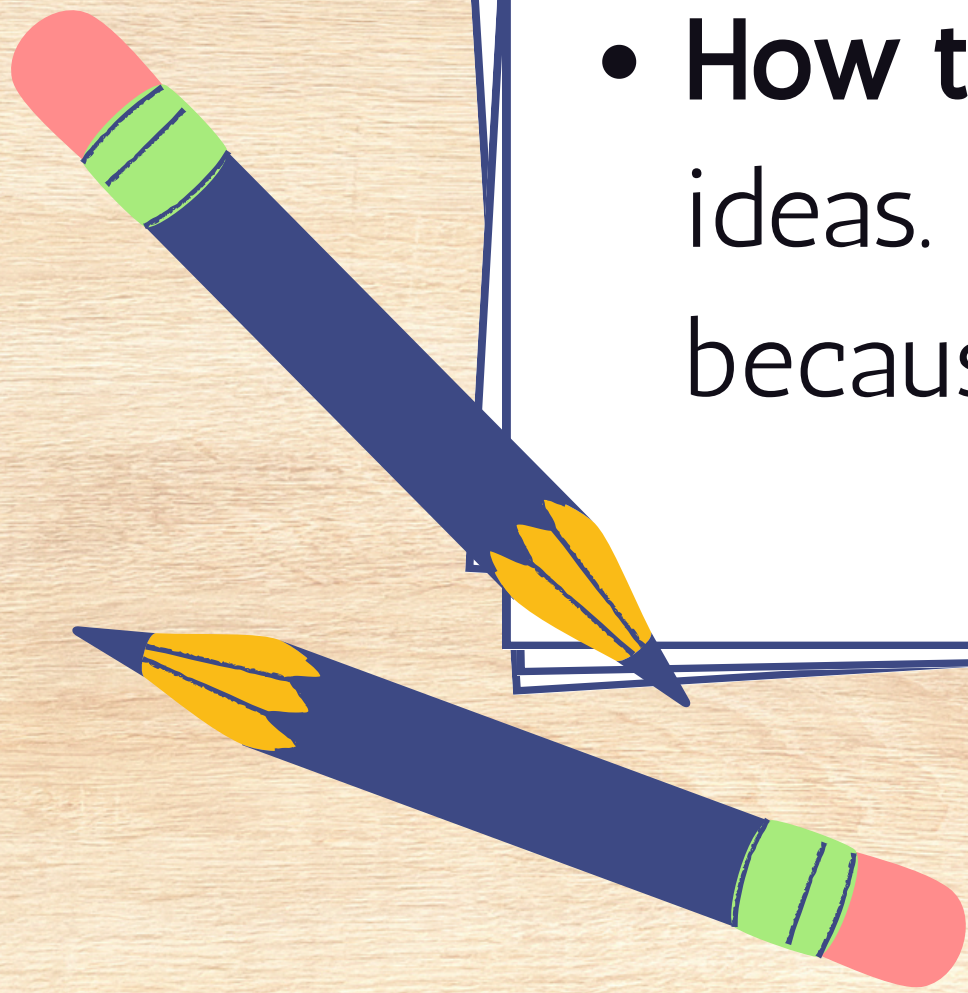
، شغف عاشر

، صف عاشر مُتقدّم اذکرونہ بالخير

 Telegram

CONJUNCTIONS




- **Meaning:** Conjunctions are words that connect clauses, sentences, or words.
- **How to use in a sentence:** Use conjunctions to link ideas. Common conjunctions include and, but, or, because, and so.



EXAMPLES

"She wanted to play outside,
but it was raining."

"I studied hard **because** I
wanted good grades."



The image shows a wooden desk background. On the left, there is a green notepad with diagonal lines and punch holes. In the top right corner, there are three paper clips: a blue one, a green one, and a pink one. In the bottom left corner, there is a blue pencil with a yellow eraser. In the bottom right corner, there is a blue and green pen. The main focus is a white rectangular box with a dark blue border containing two sentences and their respective multiple-choice options.

I wanted to go to the park, ----- it was too cold outside.

- A) but
- B) so
- C) because
- D) and

She loves to read, ----- she doesn't have much free time.

- A) but
- B) or
- C) and
- D) so

The image shows a stack of papers on a light brown wooden desk. On the left, a green notepad with diagonal lines is partially visible. On the right, three paper clips (blue, green, and red) are attached to the papers. At the bottom left, a blue pencil with a yellow eraser is shown. At the bottom right, a blue and green pen is lying horizontally. The papers have a dark blue border.

He went to the store, ----- he forgot to buy the bread.

- A) so
- B) although
- C) because
- D) but

You should study for the exam, ----- you will fail.

- A) unless
- B) or
- C) because
- D) despite




CONDiTIONALS: WiSHES / iF ONLY

- **Meaning:** This structure is used to express a desire for something different, usually related to the past or future.
- **How to use in a sentence:** Start with "I wish" or "If only" followed by the subject and the past tense form of the verb for regret about the present or past.

EXAMPLES

"I **wish** I had more free time."

"**If only** I had studied harder for the exam."





I wish I ----- a little earlier; I could have caught the train.

- A) had left
- B) will leave
- C) would leave
- D) would have left

----- I had more free time, I could travel the world.

- A) If only
- B) I wish
- C) If
- D) I hope



I ----- we could go on vacation this summer, but the budget is tight.

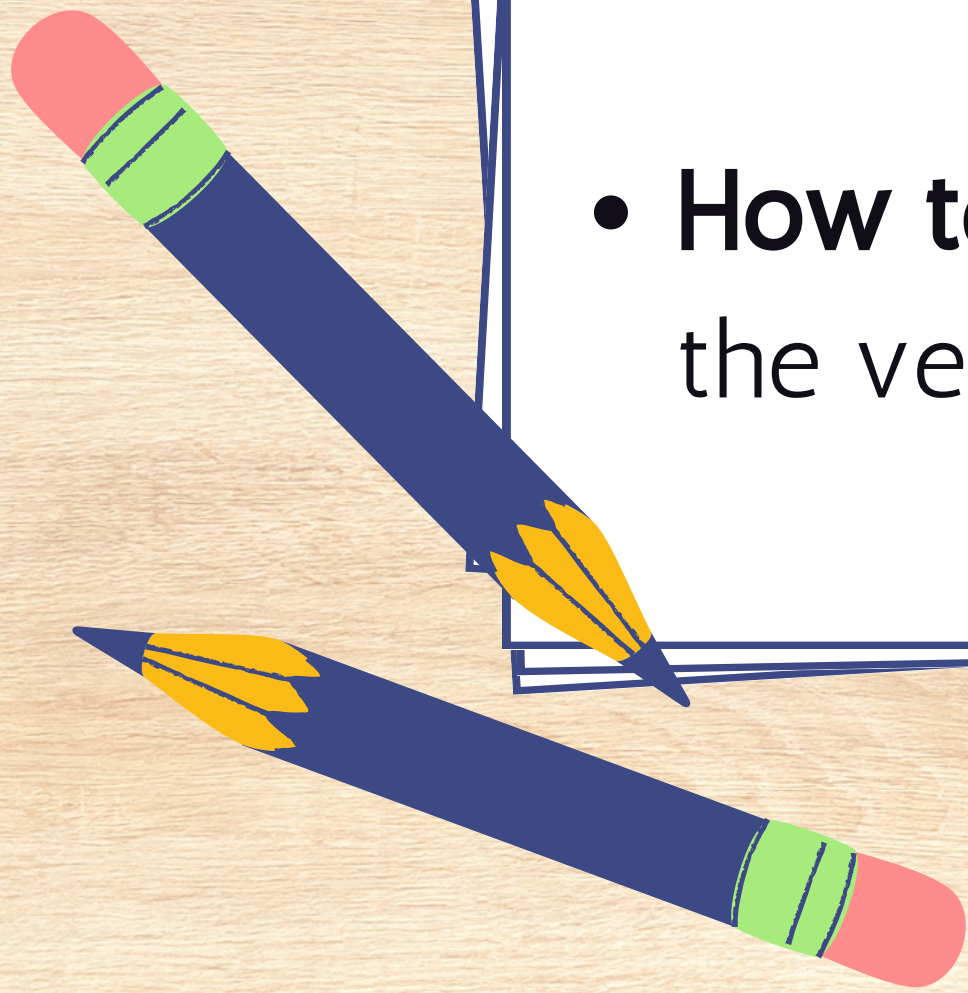
- A) wish
- B) If only
- C) hope
- D) unless

If only I ----- more diligent with my studies, I would have passed the exam.

- A) had been
- B) would be
- C) am
- D) would have been

IMPERATIVES (COMMANDS)




- **Meaning:** Imperatives are used to give orders, instructions, or requests.
- **How to use in a sentence:** Start with the base form of the verb (no subject needed).



EXAMPLES

"Please sit down."

"Don't touch the hot stove."





----- immediately if you feel unwell during the exercise.

- A) Stop
- B) Stopped
- C) Stopping
- D) To stop

----- before the lecture starts, please!

- A) Arriving
- B) To arrive
- C) Arrive
- D) Arrives

The image shows a stack of papers on a light brown wooden desk. On the left, a green notepad with diagonal lines is partially visible. On the right, three paper clips (blue, green, and red) are attached to the edge of the papers. In the bottom left corner, a blue pencil with a yellow eraser is shown. In the bottom right corner, a blue and green pen is lying horizontally. The top paper is white and contains two grammar exercises.

----- your report to the director after reviewing it.

- A) Submit
- B) To submit
- C) Submitting
- D) Submits

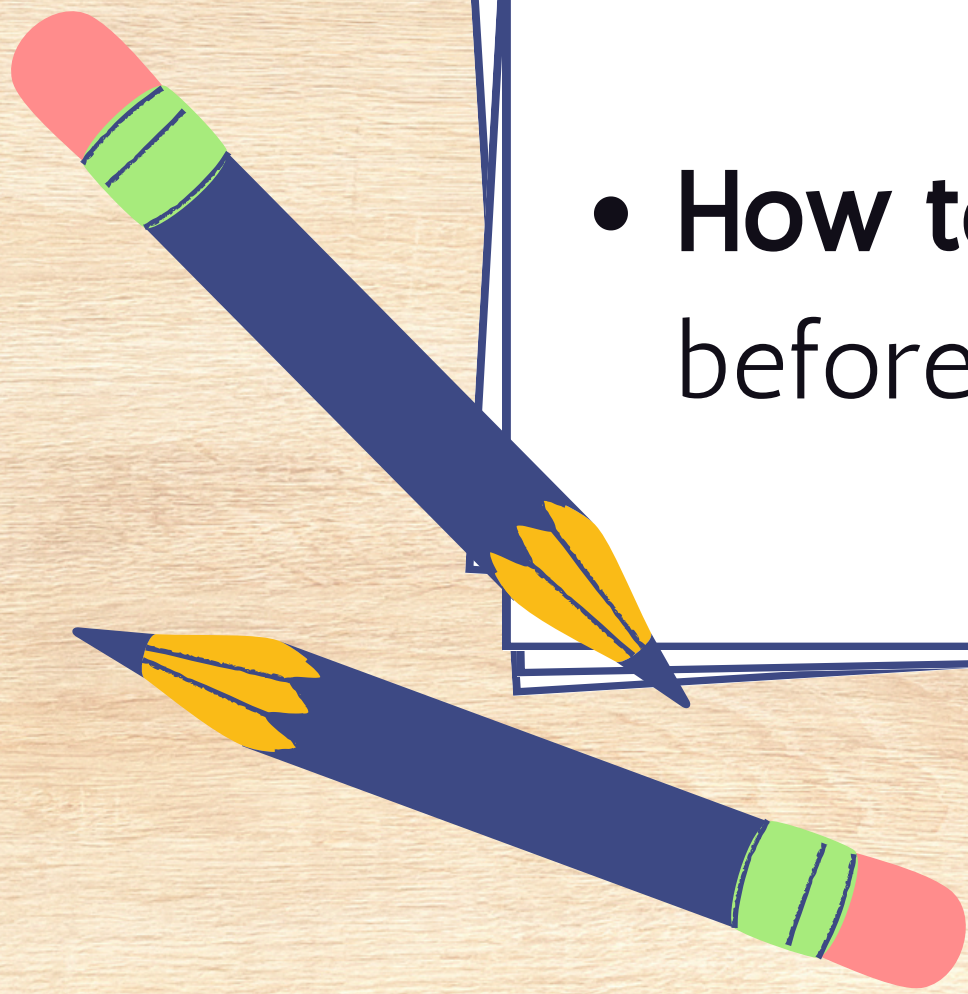
----- to the manager's office immediately after the meeting ends.

- A) Go
- B) To go
- C) Going
- D) Gone

MODALS: PRESENT MODALS

(LIKE NEED, MUST, SHOULD)




- **Meaning:** Modals express necessity, obligation, or advice.
- **How to use in a sentence:** Place the modal verb before the main verb in its base form.



EXAMPLES

"You **must** wear a seatbelt."

"I **need** to finish my homework."



The image shows a stack of papers on a light brown wooden desk. On the left, a green notepad with diagonal lines is partially visible. On the right, three paper clips (blue, green, and red) are attached to the papers. In the bottom left corner, a blue pencil with a yellow eraser is shown. In the bottom right corner, a blue and green pen is lying horizontally. The main paper in the center contains two multiple-choice questions.

He ----- speak three languages fluently, including French and German.

- A) must
- B) should
- C) can
- D) needs to

She ----- take the bus, but She prefers to walk.

- A) could
- B) should
- C) must
- D) might

The image shows a wooden desk background. On the left, there is a stack of papers, with a green sheet on top. On the right, three paper clips are visible: a blue one at the top, a green one in the middle, and a red one at the bottom. In the bottom left corner, there is a blue pencil with a yellow eraser. In the bottom right corner, there is a blue pen with a green cap. The main text is on a white sheet of paper in the center.

It's so noisy here. You ----- close the window if you want some peace.

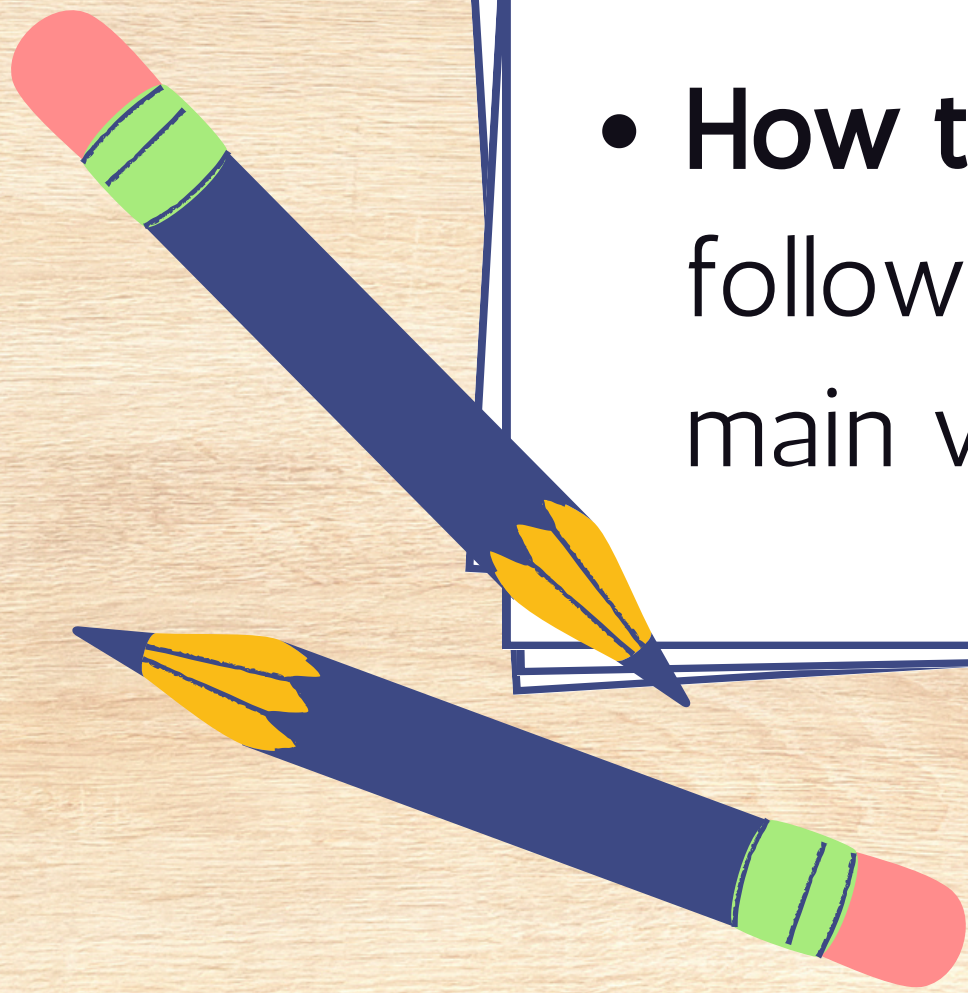
- A) must
- B) should
- C) could
- D) need to

It's crucial that you ----- the report before the meeting starts; the details are vital.

- A) must
- B) should
- C) need to
- D) can

PASSIVES: PAST PERFECT PASSIVE




- **Meaning:** The past perfect passive is used to focus on the action or result rather than who did it.
- **How to use in a sentence:** Start with the subject, followed by "had been" and the past participle of the main verb.



EXAMPLES

"The project **had been completed** by the deadline."

"The house **had been painted** before we moved in."



The image shows a stack of papers on a light brown wooden desk. On the left, a green notepad with diagonal lines is partially visible. On the right, three paper clips (blue, green, and red) are attached to the papers. At the bottom left, a blue pencil with a yellow eraser is shown. At the bottom right, a blue and green pen is shown. The main text is on a white sheet of paper in the center.

By the time the guests arrived, the dinner ----- already -----.

- A) had / been prepared
- B) was / prepared
- C) had / prepared
- D) was / preparing

The website ----- redesigned before the new product launch.

- A) had been
- B) was
- C) had
- D) was being



The package ----- just ----- when I arrived at the store.

- A) had / been delivered
- B) has / been delivered
- C) had / delivered
- D) was / delivered

The project ----- finished before the deadline, despite the team's delay.

- A) had been
- B) was
- C) had
- D) was being

RELATIVE CLAUSES




(DEFINING AND NON-DEFINING)

- **Meaning:** Relative clauses give more information about a noun. Defining clauses provide essential information, while non-defining clauses add extra details.
- **How to use in a sentence:** Use relative pronouns like "who," "which," "that," or "where."

EXAMPLES

Defining: "The book **that I borrowed** was exciting."

Non-defining: "My friend Sarah, **who lives next door**, is very kind."





The report, ----- I handed in yesterday, was well-received by the board.

- A) that
- B) who
- C) which
- D) whose

The book ----- I borrowed last week was an amazing read.

- A) that
- B) whose
- C) where
- D) which



She is the teacher ----- students always get the best grades.

- A) who
- B) whose
- C) which
- D) where

The website ----- we found the information is no longer available.

- A) where
- B) that
- C) which
- D) who

ECFE Grammar

Conjunctions

Conditionals: wishes / if only

Clauses and phrases: imperatives

Modals: present modals

Passives: past perfect passive

Clauses and phrases: defining and non-defining relative clauses

Good Luck



• شَغَفِ عَاشِر

• صف عاشر مُتقدِّم اذکرونی بِالْخَیْرِ

Telegram