

H.Q. Mitchell

Smart

junior

3



workbook

Contents

Module 1 New friends

unit 1 Hello page 2

unit 2 At school page 8

Smart world 1 page 14

Smart time 1 page 15

Let's remember 1 and 2 page 16

Module 2 People

unit 3 Let's play page 18

unit 4 I'm a man page 24

Smart world 2 page 30

Smart time 2 page 31

Let's remember 3 and 4 page 32

Module 3 Happy days

unit 5 That's me page 34

unit 6 I can play tennis page 40

Smart world 3 page 46

Smart time 3 page 47

Let's remember 5 and 6 page 48

Revision Units 1-6 page 50

Module 4 At home

unit 7 You've got big ears page 52

unit 8 Where's Toto? page 58

Smart world 4 page 64

Smart time 4 page 65

Let's remember 7 and 8 page 66

Module 5 Around town

unit 9 I like apples page 68

unit 10 There's a zoo page 74

Smart world 5 page 80

Smart time 5 page 81

Let's remember 9 and 10 page 82

Module 6 Good times

unit 11 A tall hat page 84

unit 12 Goodbye page 90

Smart world 6 page 96

Smart time 6 page 97

Let's remember 11 and 12 page 98

Revision Units 7-12 page 100

Special Days page 102



Tracks for CD / CD-ROM page 104

Stickers page 105

1a Hello

1 Find the stickers.



John





Lisa



Mary

2 Trace and read.




3 Look and write. ~~John~~ Lisa Mary




4 Draw yourself and write.



5 Colour the dots. What do you see?




1 Look and match.



- | | |
|----|-------|
| 1 | ten |
| 2 | two |
| 10 | nine |
| 8 | six |
| 4 | five |
| 6 | seven |
| 9 | four |
| 3 | one |
| 7 | eight |
| 5 | three |

2 Count and write.




1 _____

2 _____

3 _____

3 Join the dots and colour.



4 How old are you? Draw candles. Colour.



1 Look and match.

red

blue

green

black



yellow

white

orange

brown



2 Look and circle.

1

2

3

4



red / green

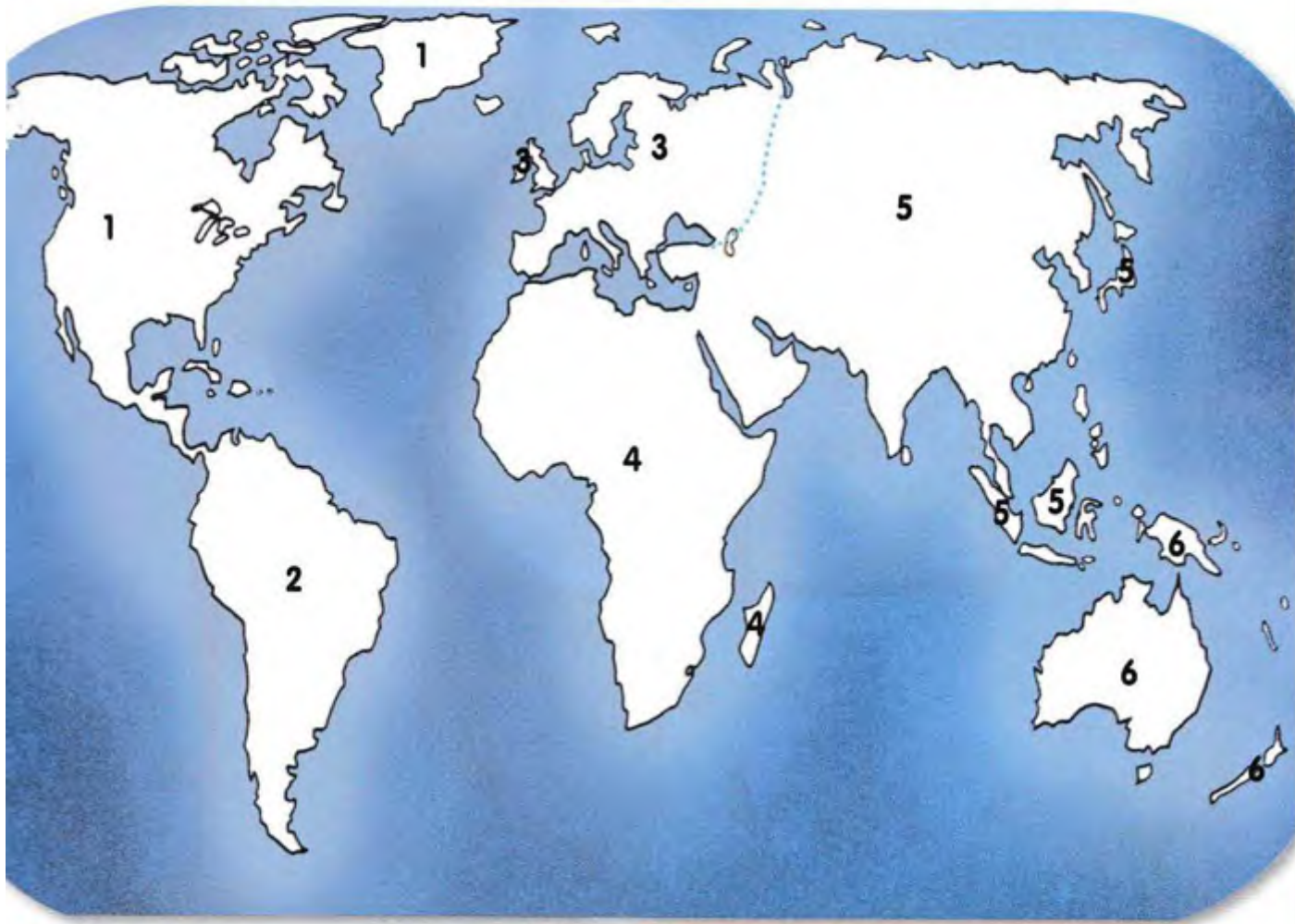
yellow / orange

blue / black

white / brown

3 Colour.

1 = orange 2 = black 3 = green 4 = brown 5 = yellow 6 = red




4 What's your favourite colour? Colour and write.



2a At school

1 Find the stickers.



2 Find the words and circle.



3 Trace and write. my friend my teacher

Who's that? That's _____

That's _____



1 Find, colour and count.

a 8

b

c

d



2 Look and circle.

What's this?

1
It's a pencil.

Yes / No

2
It's a rubber.

Yes / No

3
It's a book.

Yes / No

4
It's a pen.

Yes / No

3 Draw and write.

~~pencil~~ rubber book pen

1 What's this?



It's a pencil.

3 What's this?



It's a _____.

2 What's this?



It's a _____.

4 What's this?



It's a _____.

1 Look and match.



chair computer desk board ruler

2 Join the dots and write.

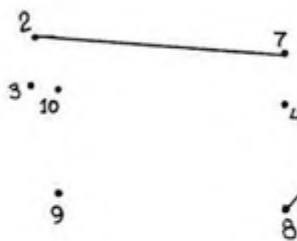
computer desk chair

1 What's that?



It's a _____

2 What's this?




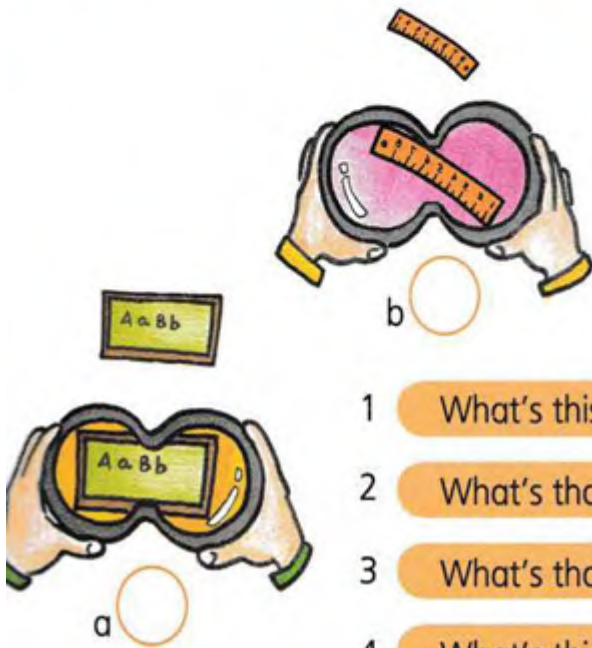
It's a _____

3 What's that?



It's a _____

3 Read and write (1-4).



- 1 What's this? It's a computer.
- 2 What's that? It's a ruler.
- 3 What's that? It's a board.
- 4 What's this? It's a desk.

4 Look and write.

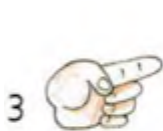
this that



What's that? It's a chair.



What's _____? It's a computer.



What's _____? It's a board.



What's _____? It's a ruler.

1 Colour the flags.

1 red

2 white


3 yellow

4 blue

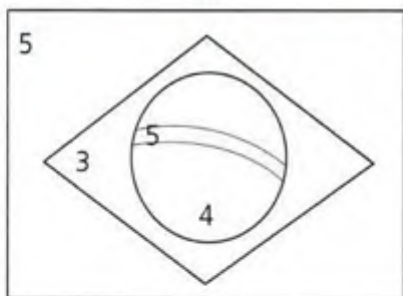
5 green




UK



Poland



Brasil



Hungary

2 Complete about yourself.

MY HOLIDAY PASSPORT

What's your name? _____

How old are you? _____

Telephone number? _____

Where are you from? _____

Colour of eyes? _____

smart time 1

1 Do the calculations.

1  +  = \$ 8 _____

2  = £ _____


3  -  = € _____

4  -  = \$ _____

2 Decode the message!

1 = L	2 = O
3 = I	4 = S
5 = H	6 = E
7 = M	8 = T
9 = K	10 = D

5 6 1 1 2
 9 3 10 4 ! 3 7 8 2 8 2 !



1 Look and write. What's this? What's that?



It's a bag.



It's a computer.



It's a pencil



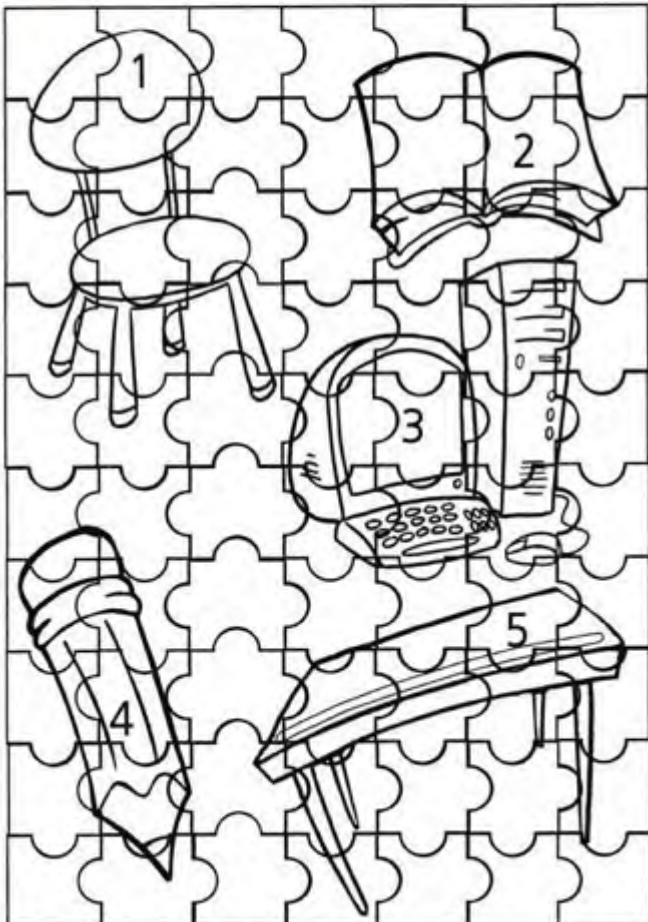
It's a rubber



It's a ruler

2 Colour.

1 red 2 blue 3 green 4 yellow 5 brown



3 What's in activity 2? Tick (✓).

- | | | | |
|-------|--------------------------|----------|--------------------------|
| book | <input type="checkbox"/> | computer | <input type="checkbox"/> |
| chair | <input type="checkbox"/> | pen | <input type="checkbox"/> |
| board | <input type="checkbox"/> | pencil | <input type="checkbox"/> |
| bag | <input type="checkbox"/> | desk | <input type="checkbox"/> |


4 Read and write about yourself.

- What's your name?


- How old are you?

- What's your favourite colour?

5 Trace and colour.



6 Match.



Mr Sparks

Spot

Max

Robo

Lucy

7 Act out the story.

3a Let's play

1 Find the stickers.



stand up



sit down



run



stop

2 Look and match.



1

climb



2

sit down



3

run



4

stop



5

stand up

3 Read and circle A or B.



1

A

Stand up.

Sit down.

B



2

A

It's a slide.

It's a ruler.

B



3

A

Run!

Stop!

B



4


A

Climb the slide.

Stand up.

B

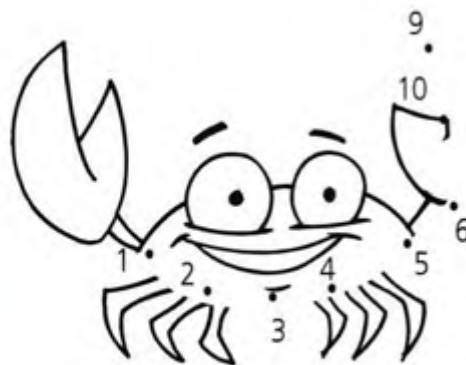
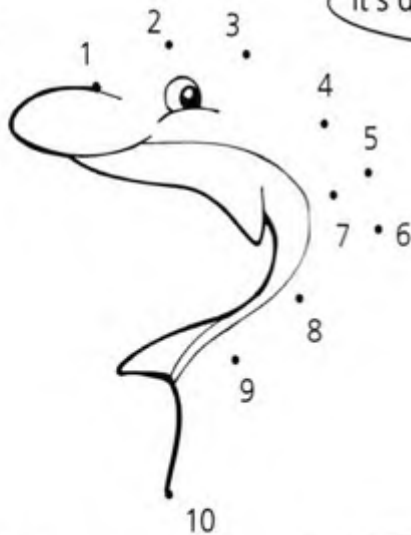
4 Find and write.



run

stand up ~~run~~ sit down stop

1 Join the numbers and write. **crab seahorse dolphin**



2 Look and write. Yes, it is. No, it isn't.

- 1 Is it a crab? 
- 2 Is it a starfish? 
- 3 Is it a dolphin? 
- 4 Is it a starfish? 
- 5 Is it a seahorse? 

Yes, it is. _____

3 Draw an animal.



4 Ask a friend.



1 Find the animals and colour them. Then, say what else you can see.



2 Look at the pictures and do the crossword.

crabs forest snakes dolphins seahorses ~~trees~~ birds flowers

1
t
r
e
e
s

2

3

4











5

6

7

8

3 Look and write.

	This is a tree.		These are trees.
	This is a _____.		These are _____.
	This is _____.		These _____.
	This _____.		_____.
	_____.		_____.

4a I'm a man

1 Look and match.



man woman boy mermaid girl

2 Look and write. turtle ~~girl~~ boy mermaid



1 Lisa is a _____ girl.



2 Toto is a _____



3 Sherena is a _____



4 John is a _____

3 Look and write. I'm You're

I'm _____ a boy. You're a girl.



I'm a mermaid. _____ a turtle.



_____ a mermaid. You're a boy.



I'm a man. _____ a woman.



4 Find, colour, then count.



1 Find the stickers.



waiter



student



doctor



pirate



dancer

2 Look and write.

She's He's It's

1

_____ a girl.

_____ a student

_____ a dancer

2

_____ a boy.

_____ a doctor

_____ a waiter

3

_____ a pirate

_____ a flower


_____ a dolphin

3 Look and circle.

1	2	3	4	5
				
She's a girl. He's	It's a seahorse. She's	She's a boy. He's	She's a dancer. It's	She's a doctor. He's

4 Find and say.

She's a dancer.



1 Look, write and match. waiter actor singer pilot farmer police office



1 f o r o o r

2 a c t o r

3 s o o g o o



4 p i o o t

5 w i t o r



6 o l c e

o f i c o o



2 Colour and write.










1 They're red.

2 _____







3 _____

3 Look and write the plurals.

1		I'm an actor.	→		We're _____ actors.
2		I'm a singer.	→		We're _____
3		I'm a police officer.	→		We're _____
4		I'm a pilot.	→		We're _____


4 Look and write.

We're They're

1		We're _____ singers.	4		_____ farmers.
2		_____ police officers.	5		_____ dancers.
3		_____ doctors.	6		_____ pilots.

1 Follow each route and write.

What type of transport does each person use? Write.



Mary



Jim



John

2 How do people in your family get to work/school? Tick (✓).



by bus



by taxi



by train



by Underground



on foot

	by bus	by taxi	by train	by Underground	on foot
mother					
father					
brother / sister					
friend					

smart time 2

1 A food web shows which food animals eat. Write 1-5 and draw arrows.




a



c 1



b








d



e

2 Look at the colours! What colour are these animals? Colour and write.



1 	2 
3 	4 

1 Write under the correct category.

crab boy bird snake
man woman flowers
girl trees dolphin

Animals

_____ crab _____

People

Forest

2 Match, write and then colour.

1 They're green and yellow.

Snakes.



2 It's green.



3 They're orange.



4 They're green and brown.



5 It's yellow and green.



3 Circle and write.

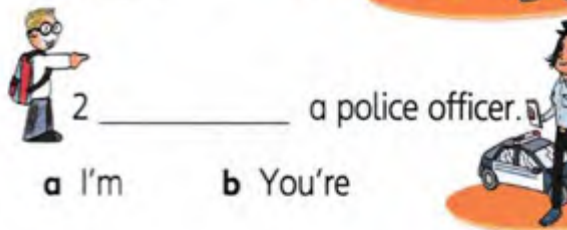
1 We're farmers.

a We're b They're



2 _____ a police officer.

a I'm b You're



3 _____ an actor.

a I'm b We're



4 _____ pilots.

a I'm b We're



5 _____ waiters.

a We're b They're



6 _____ a doctor.

a I'm b We're



4 Look and match.



teacher

girl

boy

computer



5 Put the story in order. Write (1-4).











6 Act out the story.

5a That's me

1 Look and circle.

1	2	3	4
			
hungry thirsty	happy sad	sad happy	hungry thirsty

2 Look and write. Yes, I am. No, I'm not.

1 Are you happy?  Yes, I am. _____	5 Are you thirsty?  _____
2 Are you happy?  _____	6 Are you thirsty?  _____
3 Are you hungry?  _____	7 Are you sad?  _____
4 Are you hungry?  _____	8 Are you sad?  _____

3 Look and write.

1  I'm not happy and  X you aren't happy. _____

2  I'm not thirsty and  X _____


3  I'm not sad and  X _____

4  I'm not hungry and  X _____

4 Draw and write. happy sad



I'm _____



I'm _____

1 Look and circle.

1




tall
short

2



tall
short

3



fat
thin

4



thin
fat

2 Match the opposites.

1



short

sad



2



thin

tall



3



happy

fat



3 Look and write.

Is he Is she

he she



1

Is he tall?

No, he isn't.



2

_____ happy?

Yes, _____ is.



3

_____ short?

No, _____ isn't.



4

_____ sad?

Yes, _____ is.

4 Look and write.

Yes, he is. Yes, it is. ~~Yes, she is.~~ No, it isn't. No, he isn't. Yes, it is.



1 Is it a forest?

Yes, it is.



2 Is he fat?



3 Is it green?



4 Is she thin?



5 Is it tall?



6 Is he short?

1 Find the stickers.



turtle



seal



fish



starfish

2 Look and write. **big small**



1 It's big.



2 _____



3 _____



4 _____



5 _____



6 _____

3 Look and circle.



1 We're / They're sad



2 We're / They're big.



3 We're / They're

4 Look, read and tick (✓).

1 

They're hungry.

They aren't hungry.

2 


They're big.

They aren't big.

3 

They're small.

They aren't small.

4 

They're fish.

They aren't fish.

5 Look and write. Yes, they are. No, they aren't.

1 Are they small?  Yes, they are.

2 Are they big?  _____

3 Are they starfish?  _____

4 Are they green?  _____



5 Are they seals?  _____

6a I can play tennis

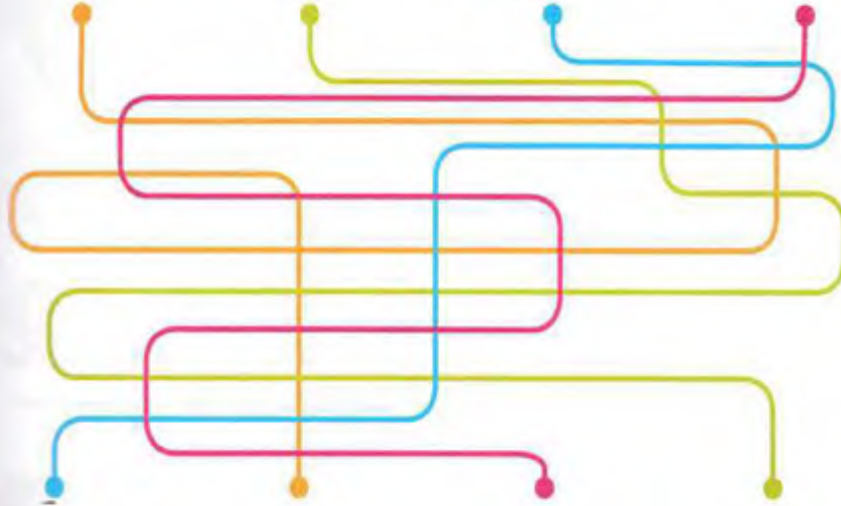
1 Find the stickers and read.



2 Look and write.



3 What can they do? Write sentences.



1 He can play tennis.

2 _____

3 _____

4 _____

4 Find the four words. Then, write what you can do.



P	L	A	Y	T	E	N	N	I	S
J	U	M	P	O	U	L	F	O	B
D	J	E	Y	S	T	S	R	Z	F
A	X	E	Z	W	C	L	F	O	L
R	T	A	S	I	Y	L	M	N	Y
L	U	S	C	M	I	U	W	A	Z



1 I can play tennis.

2 _____

3 _____

4 _____

1 Look and match.



see

touch

hear

smell

2 Look and write. What can you see?



- 1 I can see two bags
- 2 _____ rubb
- 3 _____ pens
- 4 _____ penc
- 5 _____ book
- 6 _____ comp

3 Look and circle.

1		They can / <u>can't</u> see. They can / can't hear.
2		They can / can't smell. They can / can't touc
3		They can / can't climb. They can / can't run.
4		They can / can't fly. They can / can't swim.

4 Look and write.



1 They can't hear.



4 _____



2 _____



5 _____



3 _____



6 _____

5 Look and write.

We can / can't

They can / can't



We can _____ climb trees.



_____ climb trees. But we're friends.



_____ jump.



_____ jump.

1 Look and match.



count

write

draw

read

spell

2 Look and write.

can can't

write draw count spell swim read



1 He can draw. _____



2 _____



3 _____



4 _____



5 _____



6 _____

3 Look and write.



1 Can you swim?
No, I can't.

2 _____ to 10?

3 _____ 'rubber' ?

4 _____ a bird?

5 _____ a book?

6 _____ 'computer' ?

4 Read and write about yourself.



I can jump.
I can count to 10.
I can't swim.
I can't draw an elephant.

I can _____

I can't _____

smart world 3

1 Break the code.

What are the names of these places?

A=1 B=2 C=3 D=4 E=5 F=6 G=7 H=8 I=9 J=10 K=11 L=12 M=13 N=14
O=15 P=16 Q=17 R=18 S=19 T=20 U=21 V=22 W=23 X=24 Y=25 Z=26



1 3 15 12 15 19 19 5 21 13



2 1 3 18 15 16 15 12 9 19



3 20 1 10 13 1 8 1 12



4 20 8 5 16 25 18 1 13 9 4

2 Draw and write the name of a famous place in your country.




smart time 3

1 Look at these athletes. What can they do? Write.



He can swim. _____



2 _____



3 _____



4 _____

2 Tick (✓) or cross (X) about yourself. Then, say.



draw a bat



jump



read



climb



play tennis

Can you					
Can your sister / brother					
Can your friend					
Can your pet					

1 Tick (✓) or cross (X). Write and answer questions about yourself.



1 Can you count to 10?



2 _____ your name?



3 _____?



4 _____ a boy?



5 _____ 'fish'?

2 Look and circle.



1 You aren't **happy** / sad.



2 They aren't **hungry** / thirsty.



3 You aren't **big** / small.



4 They aren't **starfish** / seals.

3 Read and tick (✓).


1 Are you a fish?  Yes, I am.
 No, I'm not.

2 Are you a parrot?  Yes, I am.
 No, I'm not.


3 Are they turtles?  Yes, they are.
 No, they aren't.

4 Are they seals?  Yes, they are.
 No, they aren't.

4 Look and circle the words.



5 Look and match.




No, Spot! Stop!

Yes, good dog.
We're friends now!

Are you happy
at school, Robo?

Sit, Spot.
Good dog.



6 Act out the story.

1 Complete the missing letter in each group.

- | | | | | |
|-------------|----------|----------|---------|-----------|
| 1 fr__end | penc__l | dolph__n | wa__ter | b__g |
| 2 do__tor | tou__h | __ount | a__tor | __limb |
| 3 t__acher | for__st | h__ar | r__ad | childr__n |
| 4 bir__ | mermai__ | __ancer | __raw | boar__ |
| 5 sta__fish | t__ee | pi__ate | hung__y | w__ite |

2 Find the words in the grid and circle them.



F	C	O	M	P	U	T	E	R	V	P
S	A	F	S	E	A	H	O	R	S	E
L	B	G	Q	K	R	I	S	D	C	O
I	H	B	T	F	A	R	M	E	R	P
D	L	A	W	C	E	S	H	Y	Z	X
E	U	G	D	B	A	T	G	I	N	J
K	V	B	F	M	F	Y	Z	A	L	W
S	T	U	D	E	N	T	K	V	O	X



3 Look and write. Use **can / can't**.



1 (swim)
He can swim.



2 (jump)

1, 2, 3, 4, 5



3 (count)



4 (spell 'tree')



5 (read)




6 (fly)

4 Write the sentences in the singular and plural.



1 This is a turtle.



These are turtles.



2 _____





3 _____





4 _____



5 Complete with **this** or **that**.

1



What's _____?
It's a fish.

3



What's _____?
It's a tree.

2



What's _____?
It's a slide.

4




What's _____?
It's a chair.

6 Colour.

1 three
red



2 nine
orange



3 seven
brown




4 five
green



7a

You've got big ears!

1 Find, count and write.



mouths

ears

noses

eyes

2 Look and write.

1 I've got a _____ mouth.



3 I've got two _____



2 I've got two _____



4 I've got _____



3 Look and write.

I've got You've got



1 _____ big ears.



4 _____ green hair.



2 _____ a big head.



5 _____ a small nose.



3 _____ a big mouth.



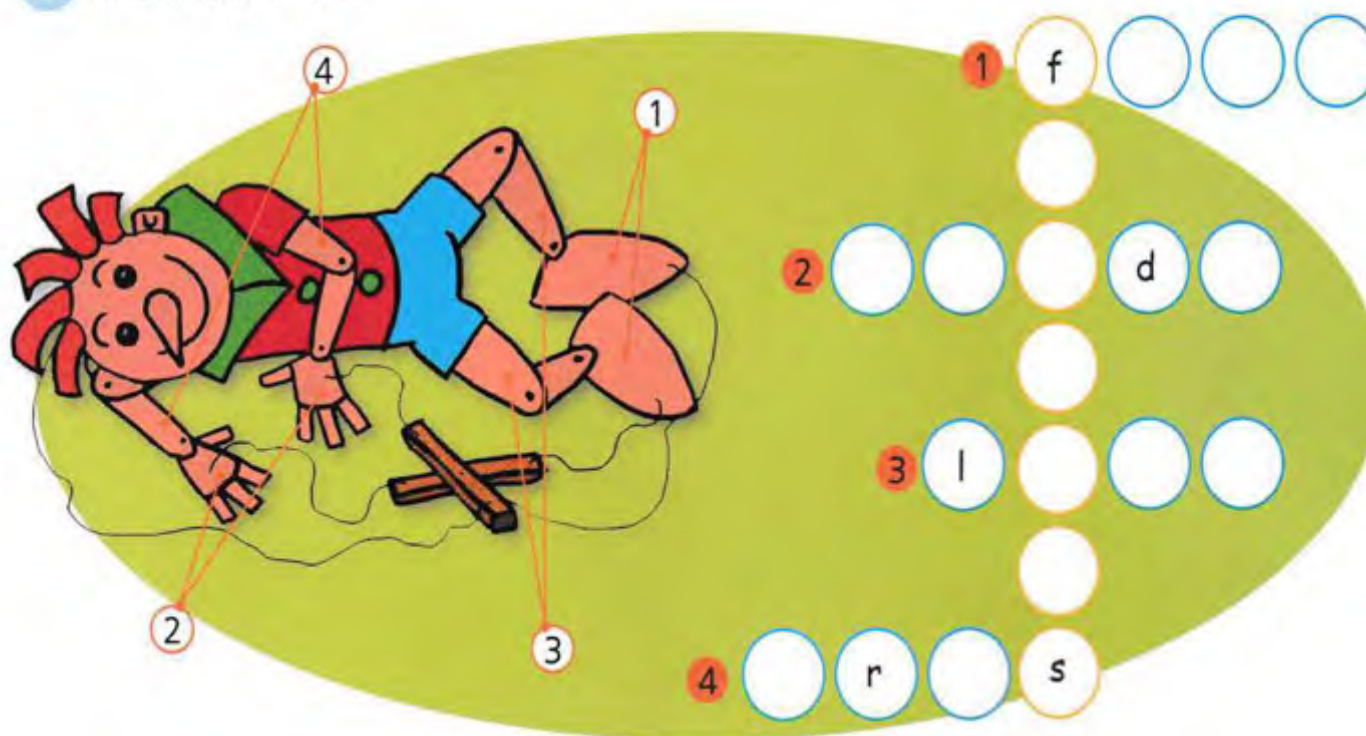
6 _____ yellow eyes.

4 Read and draw the monster.

I've got three green eyes.
I've got a small yellow nose.
I've got two orange ears.
I've got a big red mouth.
I've got red hair.



1 Look and write.



Write the mystery word _____

2 Look and circle.

1	2	3	4
He's got / <u>She's got</u> four feet.	It's got / He's got one eye.	She's got / He's got six fingers.	She's got / He's got two arms.

3 Look and write. He's got She's got It's got



1 He's got ten fingers.



4 _____ five feet.



2 _____ two legs.



5 _____ two hands.



3 _____ big ears.



6 _____ a big body.

4 Look and write.

~~nose~~ fingers legs feet body arms eye

It's got a big nose (1) and

one _____ (2).


It's got a fat _____ (3).

It's got two _____ (4), and

eight _____ (5).

It's got three _____ (6) and

three _____ (7) too!



1 Look and write.

grandfather mother sister grandmother brother father

a	e	t	w	h	p	o	m	x	d	a	g
s	i	s	t	e	r	c	o	d	k	f	r
s	e	p	v	y	g	w	t	a	j	d	a
f	g	c	b	r	o	t	h	e	r	i	n
i	b	o	s	j	a	g	e	m	c	n	d
m	c	f	t	k	w	f	r	i	g	e	f
f	a	t	h	e	r	t	u	e	m	d	a
r	o	t	x	f	s	o	a	r	b	t	t
x	a	h	z	p	c	n	e	u	m	p	h
i	f	e	i	k	s	d	r	i	r	s	e
o	g	r	a	n	d	m	o	t	h	e	r
q	f	a	c	p	o	x	e	y	k	g	z

g r a n d f a t h e r



2 Read and circle.

1



Have you got a sister?

Yes, I have.

No, I haven't.



2



Have you got a red flower?

Yes, I have.

No, I haven't.



3



Have you got a grandmother?

Yes, I have.

No, I haven't.



4




Have you got a brother?

Yes, I have.

No, I haven't.



1 Look and write. bedroom kitchen dining room living room bedroom bathro



2 Look and match.



She's in the bedroom.

She's in the bathroom.

He's in the kitchen.

He's in the living room.



3 Look and write.

Where's Mary?
In the _____

Where's Toto?

Where's Sherena?

Where's John?


Where's Lisa?

4 Look at activity 1, find the pictures and write.



1 Is this in the bathroom?
No, it isn't. It's in the living room.

2 Is this in the kitchen?
No, _____.



3 Is this in the dining room?
No, _____.


4 Is this in the bathroom?
No, _____.



1 Look and match.



- table
- wardrobe
- lamp
- sofa
- bed
- chair



2 Look at activity 1 and write.

- 1 The _____ is red.
- 2 The _____ is brown.
- 3 The _____ is orange.
- 4 The _____ is green.
- 5 The _____ is yellow.
- 6 The _____ is blue.

3 Look and write. on under

- 1 Where's the pencil?
The pencil is _____ the table.
- 2 Where's Lisa?
Lisa's _____ the bed.
- 3 Where's Toto?
Toto's _____ the lamp.
- 4 Where's the bag?
The bag is _____ the chair.




4 Look and number (1-6).

1 Toto is on the bed.



2 The bag is on the wardrobe.



3 The book is under the table.

4 The computer is on the table.



5 The snake is under the bed.

5 The bat is in the wardrobe.

5 Look and write.


1 Where's the wardrobe?

2 Where's the lamp?

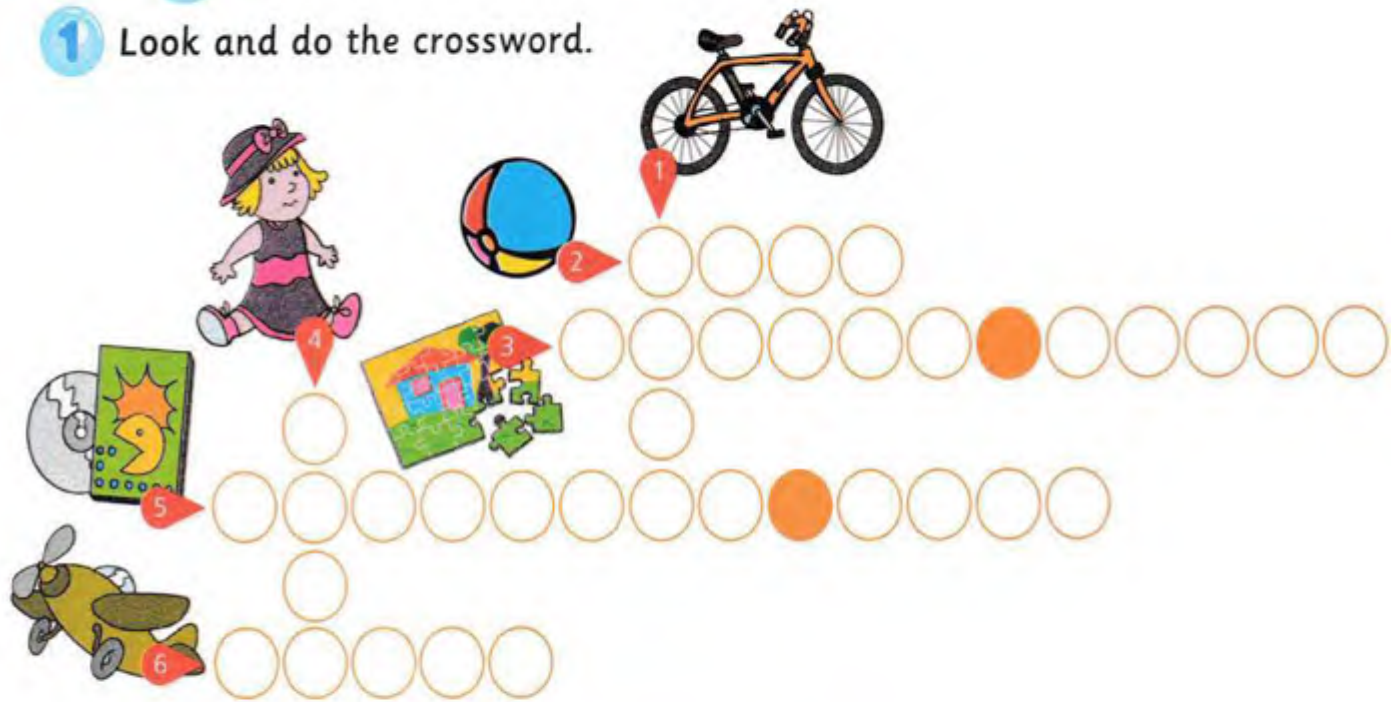
3 Where's the table?

4 Where's the chair?

5 Where's Toto?



1 Look and do the crossword.



2 Look and write.

We've got They've got



1 _____ computer games. 2 _____ a jigsaw puzzle

_____ a ball.

_____ bikes.



3 _____ dolls.

_____ dolls, too.



4 _____ a plane.

_____ a ball and a plane.

3 Look and write.

What have we got?
What have they got?



We've got two planes, three balls, one doll, four computer games, one jigsaw puzzle and two bikes.

4 Read, match and write each boy's name.



- Jason's got black hair.
- Jake's got brown hair.
- Jason's got blue eyes.
- Jake's got green eyes.
- Jason's got a plane.
- Jake's got a ball.
- Jason's got a ball, too.
- But Jake's got a bike.



1 Look and say.

Where's the mouse?

It's in the ...



bathroom bedroom
kitchen living room

2 Help the Prince find Sleeping Beauty.



smart time 4

1 Look and write. Use:

fast slow strong



It's fast. _____




2 Can you see the animals? Match.

spider

dog

snake

bird



snail


duck

frog

scorpion

1 Look and write.

grandfather mother sister
grandmother brother father



2 Look and circle.

1 _____ a ball.
a I've got b They've got



2 _____ a computer game.
a We've got b I've got



3 _____ bikes.
a She's got b They've got



4 _____ a jigsaw puzzle.
a We've got b He's got



5 _____ dolls.
a I've got b You've got



3 Look and write.

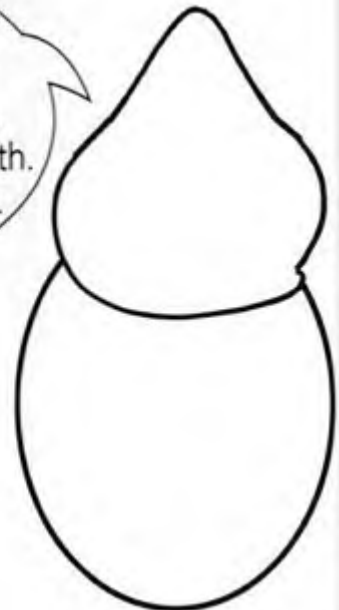
in on under



- Where's the ball?
It's _____ the bed.
- Where's the lamp?
It's _____ the bed.
- Where's the doll?
It's _____ the wardrobe.

4 Read and draw the monster.

I've got four eyes.
I've got one nose.
I've got three ears.
I've got a big mouth.
I've got green hair.



5 Read and tick (✓).

1 Moom has got six fingers. Yes No

2 Moom has got two arms. Yes No

3 Moom has got a nose. Yes No

4 Moom has got a blue body. Yes No

6 Look and write.

bed wardrobe bike



1 Moom is under the _____



2 Moom is in the _____



3 Moom is on the _____

7 Put the pictures in order(1-4).



a



b



c




d

8 Act out the story.

9a I like apples

2 Look and write.

1 What are they? Circle.



bananas

carrots



apples

oranges



onions

apples



carrots

bananas



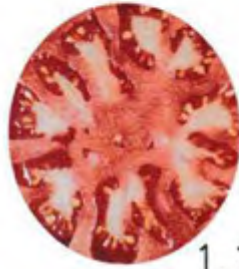
oranges

onions



tomatoes

apples



1 t o m a t o



2 _____



3 _____



4 _____



5 _____



6 _____


3 Look and write. I like... or I don't like...

1 | _____

2 | _____

3 | _____

4 | _____



4 Draw and write about yourself.

I LIKE...



I like _____

I DON'T LIKE...



I don't like _____

1 Look and write.

chocolate orange juice hot dog water pizza ice cream

menu

€4.00

€6.00 €2.00

€2.00

€3.00 €1.00

2 Look and write.

like don't like



1 I _____ chocolate.



2 I _____ orange juice.



3 I _____ pizza.



4 I _____ hot dogs.



5 I _____ ice cream.



6 I _____ water.

3 Read and circle.

1 Do you like pizza?



Yes, I do. / No, I don't.

2 Do you like hot dogs?



Yes, I do. / No, I don't.

3 Do you like chocolate?



Yes, I do. / No, I don't.

4 Do you like ice cream?



Yes, I do. / No, I don't.

5 Do you like orange juice?



Yes, I do. / No, I don't.




4 Ask and tick (✓).

Food	Like	Don't like



1 Look and match.



11



cereal

salad

cheese

sandwich

eleven

pasta

twelve

fish

chips



12

2 Write.









salad apples pasta cheese chocolate
banana ice cream fish chips oranges

Fruit





Food

Sweets





3 What do you like? Tick (✓) or cross (X). Then write about yourself.

	<input checked="" type="checkbox"/>		<input checked="" type="checkbox"/>	I like pasta.	I don't like salad.
1 salad		pasta		_____	_____
	<input type="checkbox"/>		<input type="checkbox"/>	_____	_____
2 fish		cheese		_____	_____
	<input type="checkbox"/>		<input type="checkbox"/>	_____	_____
3 chips		sandwiches		_____	_____
	<input type="checkbox"/>		<input type="checkbox"/>	_____	_____
4 ice cream		bananas		_____	_____

4 Find the stickers.

			
It's two o'clock.	It's eleven o'clock.	It's five o'clock.	It's eight o'clock.

5 Look and write.

Greece		1	What's the time	in Greece?	It's 5 o'clock.
England		2	_____	in England?	_____
Italy		3	_____	in Italy?	_____
Canada		4	_____	in Canada?	_____

10a There's a zoo

1 Look at the picture and...


- colour the zoo brown
- colour the park red
- colour the supermarkets green
- colour the museum blue
- colour the cinemas yellow
- colour the shops orange



2 Look at activity 1 and write.

1  There's a park. _____

4  _____

2  There are three shops. _____

5  _____

3  _____

6  _____

3 Look and do the crossword.

Where can you see these things?

1

2

3

4


5

6

4 Read and write.




Look at this town. There's a cinema,
three shops, a zoo, a supermarket
and a museum.



Look at this town. _____

1 Look and write.

guitar piano trumpets drum flute violin



2 Look and write. Is there Are there

1 Is there a boy in the picture?

Yes, there is.

2 _____ a girl in the picture?

Yes, there is.

3 _____ balls in the picture?

Yes, there are.

4 _____ two seals in the picture?

No, there aren't.

5 _____ four oranges in the picture?

No, there aren't.


6 _____ a tomato in the picture?

No, there isn't.



3 Look and write.

Yes, there is. No, there isn't.
Yes, there are. No, there aren't.



1 Are there snakes in this forest?



2 Are there flowers in the park?




3 Is there an orange on the table?



4 Is there a bird in the tree?

4 Find, colour and count.



5 Play a memory game.

Look at activity 4 and memorise.

Is there a trumpet?

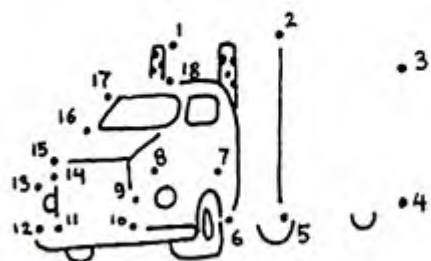
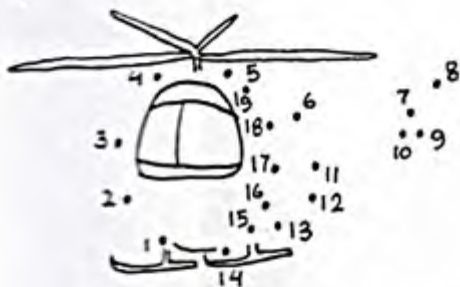
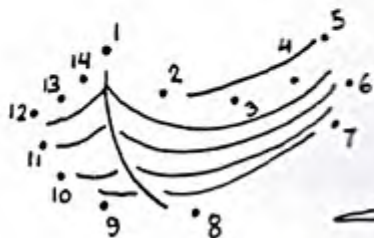
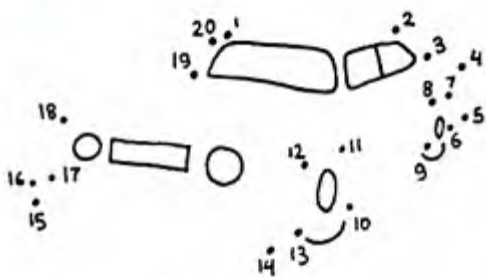
Yes, there is. It's red.

Are there drums?

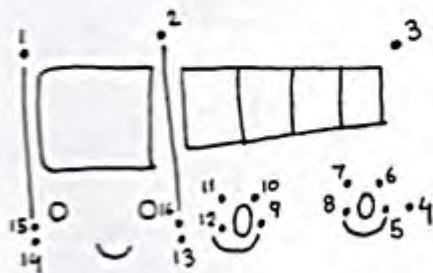
Yes, there are. There are three yellow drums.



1 Join the dots and match.



- car
- bus
- lorry
- helicopter
- boat



2 Look and write correct sentences.



1 There are 15 buses.

2 There are 14 lorries.

No, there aren't. There are 18 buses.



3 There are 17 cars.

4 There are 19 taxis.

3 Look, count and write.



1 How many bikes are there?

16 There are sixteen bikes.

4 How many boats are there?

2 How many cars are there?

5 How many helicopters are there?

3 How many buses are there?

6 How many lorries are there?

smart world 5













1 Make a menu. Write and draw.

_____ 's Restaurant.

soup €1.00 _____



2 Complete with like or don't like. Then, draw happy or unhappy faces.

- | | |
|--|--|
| 1.  I <u>like</u> oranges.  | 4.  _____ tomatoes.  |
| 2.  _____ bananas.  | 5.  _____ onions.  |
| 3.  _____ apples.  | 6.  _____ carrots.  |

smart time 5

1 Answer about yourself.

What is your favourite instrument? _____

Do you like classical music? _____

Do you like rock music? _____

Who is your favourite singer? _____

What is your favourite band? _____

2 Look and write *There is* or *There are*.



1 There are three _____ guitars.

2 _____ piano.

3 _____ violins.

4 _____ flutes.

5 _____ trumpet.

1 Look and write.

Yes, there is. No, there isn't.
Yes, there are. No, there aren't.



1 Are there guitars?

Yes, there are. a b

2 Is there a piano?

_____ a b

3 Are there trumpets?

_____ a b

4 Is there a violin?

_____ a b

5 Are there drums?

_____ a b

6 Are there flutes?

_____ a b

2 Look, count and write.



1 How many cars are there? 20 twenty

2 How many lorries are there? _____


3 How many taxis are there? _____


4 How many buses are there? _____


5 How many boats are there? _____


6 How many helicopters are there? _____

3 Look and write. Yes, I do. No, I don't.

1 Do you like fish?  _____

2 Do you like _____?  _____

3 Do you like _____?  _____

4 Do you like _____?  _____

4 Read and match.



How many bears are there?

This is our town, Moom. Do you like it?

Is there a zoo in your town?

...ice cream!

Are there bears in the zoo?

Can you count?

5 Read and circle.



1 Are there cars and lorries in the town?

a Yes, there are. b No, there aren't.



2 How many bears are in the zoo?

a Five b Three

3 Can Moom count?

a Yes, he can. b No, he can't.




6 Act out the story.

11a A tall hat

1 Look and write.

skirt T-shirt shoes trousers hat socks



2 Look and write.

1 He's wearing _____ a red hat.

2 _____ a yellow T-shirt.

3 _____ a green skirt.

4 _____ orange socks.

5 _____ brown shoes.

d



3 Circle and write.

1 **He's** / **She's** wearing orange trousers.

2 **He's** / **She's** wearing a green _____.

3 **He's** / **She's** wearing yellow _____.

4 **He's** / **She's** wearing brown _____.

5 **He's** / **She's** wearing a blue _____.

6 **He's** / **She's** wearing a white _____.

7 **He's** / **She's** wearing a black _____.

8 **He's** / **She's** wearing red _____.



4 Read and match.




I'm wearing a black hat, blue trousers, a yellow T-shirt, red socks and black shoes. 1

I'm wearing an orange T-shirt, a red skirt, orange socks and black shoes. 2

I'm wearing a black hat, an orange T-shirt, blue trousers, red socks and brown shoes. 3

5 Write and draw about yourself.

I'm wearing _____



1 Find the stickers.



shirt



dress



jumper



glasses



jeans



shorts

2 Look and circle.

1 Is he wearing a jumper?

Yes, he is. / No, he isn't.

2 Is she wearing a dress?

Yes, she is. / No, she isn't.

3 Is he wearing shorts?

Yes, he is. / No, he isn't.

4 Is she wearing glasses?

Yes, she is. / No, she isn't.



3 Find and circle Tom.

Derek Hi, Tom. I can't see you.
What are you wearing?

Tom I'm wearing a yellow jumper.

Derek Are you wearing jeans?

Tom No, I'm wearing green shorts.

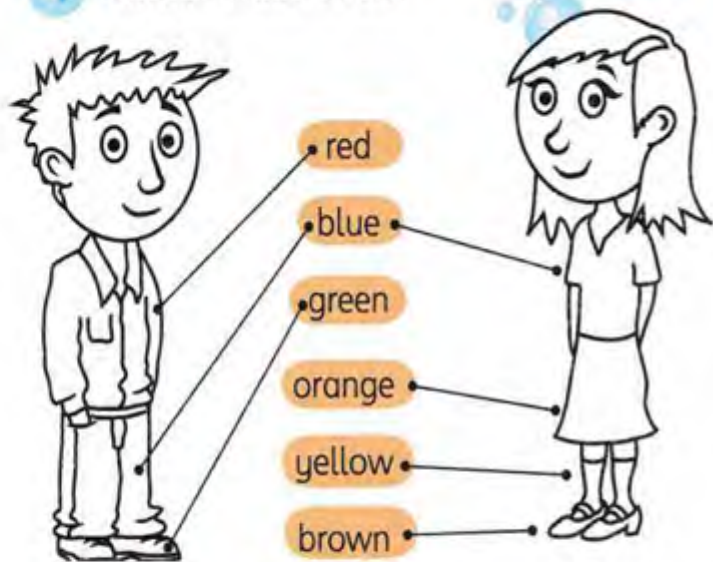
Derek Are you wearing glasses?

Tom No, but I'm wearing a brown hat.

Derek A brown hat? Oh, yes I can see
you now!



4 Colour then write.



1 Is he wearing a red shirt?



Yes, he is.

2 he



3 he



4 he



5 she



6 she



7 she



8 she



1 Look and write. eating drinking riding driving ~~playing~~

What are they doing?

1 They're playing.



2 They're _____ bikes.

3 They're _____ orange juice.



4 They're _____ ice cream.



5 They're _____ cars.



2 Look and circle.



1 Is she drinking water? Yes, she is / No, she isn't.

2 Is he riding a bike? Yes, he is / No, he isn't.

3 Are they playing? Yes, they are / No, they aren't.

4 Is he buying a T-shirt? Yes, he is / No, he isn't.

5 Are they eating sandwiches? Yes, they are / No, they aren't.

6 Is she having fun? Yes, she is / No, she isn't.



3 Read and match.



1

I'm thirsty.



2

It's hot.



3

We're at the amusement park.



4

We're hungry.

a We're eating dinner.

b I'm drinking orange juice.

c I'm wearing a T-shirt.

d We're playing and having fun.

4 Look and write. We They playing driving drinking eating buying riding



1 They're drinking water.

2 _____



3 _____



4 _____



5 _____



6 _____


12a Goodbye

1 Write and find the secret word.



2 Look, read and write.

presents under ten eating sisters
on home kitchen living room



I've got a big family. There's my mother, my father and three _____ (1) at _____ (2). I'm in the _____ (3). I've got two _____ (4). Jill and Jan are in the _____ (5). They're _____ (6). Millie is _____ (7) the tree. There are _____ (8) apples _____ (9) it.

3 Read and match.



1 Who are they?

a Yes, I have.



2 How many children are there?

b She's at home. Look!



3 Have you got a sister?

c They're my family.



4 Where is she?


d It's a present! It's for you!



5 Hey, what's that?

e Two. They're my brothers.

4 Colour, then write. What is Toto's present?



The present is the _____.

1 Look and write.



1 John and Julie are at the clothes shop on M o n d a y

2 They're at _____ on T _____

3 They're at the _____ on _____ d _____

4 They're at the _____ on _____ h _____

5 They're at _____ on _____ i _____

6 They're at the _____ on _____ r _____

7 They're at the _____ on _____ y

2 Look, read and write the day.



1 She's wearing a green dress. What day is it? It's _____

2 She's wearing a red dress and red shoes. What day is it? It's _____

3 She's wearing a skirt and a yellow T-shirt. What day is it? It's _____

4 She's wearing black shoes and orange socks. What day is it? _____

5 She's wearing a hat today. What day is it? _____

6 She's wearing glasses and a blue T-shirt. What day is it? _____

7 She's wearing green trousers and a black T-shirt. What day is it? _____

3 Look, read and write.



MONDAY	
TUESDAY	
WEDNESDAY	
THURSDAY	
FRIDAY	
SATURDAY	
SUNDAY	

- 1 It's Monday.
I'm eating pasta.
- 2 It's _____
I'm _____
- 3 It's _____
I'm _____
- 4 It's _____
I'm _____
- 5 It's _____
I'm _____
- 6 It's _____
I'm _____
- 7 It's _____
I'm _____

4 Read. Then write about yourself.

It's _____
I'm at _____
and I'm _____

I'm wearing _____



It's Sunday today. No school! Hurray! I'm at the park and I'm riding my bike.
I'm wearing jeans and an orange jumper.
I'm drinking water.

1 Look and write.

- 1 What's the weather like?
- 2 _____
- 3 _____
- 4 _____
- 5 _____
- 6 _____



_____ It's hot. _____









2 Look and tick (✓).

MONDAY	TUESDAY	WEDNESDAY	THURSDAY	FRIDAY	SATURDAY	SUNDAY
hot	hot	cloudy	cloudy and rainy	rainy	windy	cold and snowy

- | | | | | | |
|-----------------------------|-----------------------|-----------------------|------------------------------------|-----------------------|-----------------------|
| | Yes | No | | Yes | No |
| 1 It's hot on Monday. | <input type="radio"/> | <input type="radio"/> | 5 It's windy on Friday. | <input type="radio"/> | <input type="radio"/> |
| 2 It's cloudy on Tuesday. | <input type="radio"/> | <input type="radio"/> | 6 It's windy on Saturday. | <input type="radio"/> | <input type="radio"/> |
| 3 It's cloudy on Wednesday. | <input type="radio"/> | <input type="radio"/> | 7 It's cloudy and rainy on Sunday. | <input type="radio"/> | <input type="radio"/> |
| 4 It's windy on Thursday. | <input type="radio"/> | <input type="radio"/> | | | |

3 Look and write.

windy cold hot rainy T-shirt jumper trousers hat jeans shorts

It's hot (1).
I'm wearing
a _____ (2)
and _____ (3).



It's _____ (4) and
_____ (5).
I'm wearing
a _____ (6)
and _____ (7).



It's _____ (8). I have
a big _____ (9). I'm
wearing _____ (10),
too!



4 What's the weather like today? What are you wearing? Write. Then draw.

Today it's _____

I'm wearing _____




smart world 6

1 Look and read. Then, draw and write.



This girl is from Spain.
She's wearing a long dress.
It's green and purple.



This _____

2 Guess.



It's hot. He's wearing a shirt, shorts, socks and shoes. Who is it?

It's Ted.



smart time 6

1 Read and match. Then colour.

- 1 Who's very angry?
- 2 Who says the spell?
- 3 Who can fly?
- 4 Who can help the children?



2 Help Felix find the spell.



3 Find six differences and circle.



1 Write the days of the week in order.

Wednesday Saturday
Monday Sunday Tuesday
Thursday Friday

1

2

3

4

5

6

7

3 Read and write about yourself.



I'm wearing a shirt, trousers, a hat, shoes and socks. What are you wearing?

2 Look and circle.

1 It's **hot** / **cold** today. She's wearing a **dress** / **skirt** and **glasses** / **a hat**.



2 It's a **rainy** / **snowy** day today. He's wearing a **shirt** / **shoes** and **jeans** / **trousers**.



3 It's **cold** / **rainy** today. He's wearing a **jumper** / **T-shirt** and **trousers** / **jeans**.



4 Spot the differences and circle.



5 Read and circle *a* or *b*.



- 1 Is Mary wearing trousers?
 a Yes, she is. b No, she isn't.



- 2 Is Moom wearing glasses?
 a Yes, he is. b No, he isn't.




- 3 Is Sam wearing a jumper?
 a. Yes, he is. b No, he isn't.

6 Trace, colour and circle.



He's wearing a
 shirt / jumper / T-shirt.



She's wearing
 trousers / socks / sunglasses.



He's wearing a
 hat / jumper / dress.

7 Act out the story.

1 Look and complete. Use each set of letters once.

1 ee oe ea

__ rs

ch __ se

sh __ s

2 ss ch sh

__ orts

__ ildren

dre __

3 ll pp zz

do __

pi __ a

a __ le

4 ui ea eu

mus __ m

j __ ce

ice cr __ m

2 Find and write.

socks ball trumpet hand leg jumper jigsaw puzzle
violin flute trousers foot finger doll guitar plane jeans

MUSICAL INSTRUMENTS	BODY PARTS	CLOTHES	TOYS

3 Look and write. on in under



1 Where's the cat?

2 Where's the bag?

3 Where's the T-shirt?

4 Where's the hat?

4 Write.



- 1 Have you got _____ a big head?
Yes, I have.
- 2 Have you got _____ five ears?
No, I haven't.
- 3 _____ nine teeth?

- 4 _____ six eyes?

- 5 _____ six mouths?

- 6 _____ blue hair?



5 Read and match.

- 1 Do you like tomatoes? Yes, she is.
- 2 What are you wearing? No. It's hot.
- 3 Is she driving a car? Yes, I do.
- 4 Is it cold? It's twelve o'clock.
- 5 What's the time? A T-shirt and jeans.

6 Read and match.



1

a

John is riding a pink bike. His sister, Ann, is riding an orange bike. They're wearing blue jeans and yellow T-shirts. John's dog is running behind the two bikes.



2

b

Jane is at the park. She's playing tennis with her friend Jack. Jane's wearing a yellow skirt and a blue T-shirt and Jack's wearing jeans and a yellow T-shirt.



3

c

Suzie and Steve are walking in the park and they are eating ice cream. He's wearing blue jeans and a yellow T-shirt and she's wearing yellow trousers and a blue T-shirt.

Happy New Year

1 Read and say.



presents



fireworks



party



balloons

2 Read and say.

Happy new year, Lisa!

Happy new year, John!

Thank you for the present, John.

You're welcome, Lisa!

3 Make a New Year's chain decoration.



1. Cut out strips (18cm x 2,5cm) of different coloured pieces of paper.



2. Stick or glue the pieces of paper to make a chain.

Mother's day

1 Make a Mother's Day card.

To make the flower.


1. Trace the flower.



2. Colour the flower.



3. Cut it out.





To make the card.

1. Fold a piece of paper or card.

2. Stick your flower on the card.

3. Write your Mother's Day wish.



Track list for student's CD/CD-ROM

1	Titles				
2	1a	1. Look and listen	29	7a	1. Look and listen
3	1b	1. Sing	30	7b	1. Sing and match
4	1c	1. Listen and read	31	7c	1. Listen and read
5	2a	1. Look and listen	32	8a	1. Look and listen
6	2b	1. Sing and match	33	8b	1. Sing and match
7	2c	1. Listen and read	34	8c	1. Listen and read
8	smart world 1	1. Listen and read	35	smart world 4	2. Listen and read
9	smart time 1	2. Listen and tick	36	smart time 4	2. Listen and read
10	Module 1	Robo 1	37	Module 4	Room 1
11	3a	1. Look and listen	38	9a	1. Look and listen
12	3b	1. Sing and match	39	9b	1. Sing and match
13	3c	1. Listen and read	40	9c	1. Listen and read
14	4a	1. Look and listen	41	10a	1. Look and listen
15	4b	1. Sing and match	42	10b	1. Sing and match
16	4c	1. Listen and read	43	10c	1. Listen and read
17	smart world 2	1. Listen and read	44	smart world 5	1. Listen, read and match
18	smart time 2	2. Listen and read	45	smart time 5	2. Listen and read
19	Module 2	Robo 2	46	Module 5	Room 2
20	5a	1. Look and listen	47	11a	1. Look and listen
21	5b	1. Sing and match	48	11b	1. Sing and match
22	5c	1. Listen and read	49	11c	1. Look and listen
23	6a	1. Look and listen	50	12a	1. Look and listen
24	6b	1. Sing and match	51	12b	1. Sing
25	6c	1. Listen and read	52	12c	1. Listen and read
26	smart world 3	1. Listen and read	53	smart world 6	2. Listen and read
27	smart time 3	2. Listen and read	54	smart time 6	2. Listen and read
28	Module 3	Robo 3	55	Module 6	Room 3





Smart Junior 3

Workbook

H. Q. Mitchell

Published by: **MM Publications**

www.mmpublications.com

info@mmpublications.com

Offices

UK China Cyprus Greece Korea Poland Turkey USA

Associated companies and representatives throughout the world.

Copyright © **BHS MM Publications**

All rights reserved. No part of this publication may be reproduced, stored in a retrieval system or transmitted in any form or by any means, electronic, mechanical, photocopying, recording or otherwise, without permission in writing from the publishers.


Produced in the EU

ISBN: 978-960-443-825-9

C1708004053-13518

smart junior 3

is an innovative primary English course.



Student's Book




Workbook with Student's CD/CD-ROM



Teacher's Book including Tests & Portfolio



Flashcards



Smart Grammar



Class CDs



Teacher's Resource CD/CD-ROM



Interactive Whiteboard Material



DVD



Recommended readers for Smart junior 3



CEFR	Leading to A1				A1+	
Smart Junior	1	2	3	4	5	6
YLE	Starters				Movers	Flyers



ISBN: 978-960-443-825-9



9 789604 438259

