

Lesson 17 My English

1 Look and write.

feet tree bee seal tea beach



feet






82 **2** Write. How many words can you remember?

ea	ee
peach	

80 **3** Look, listen and write. Then answer.

cat can



C_____ you see the c_____?



Lesson 18 My storytime

81 1 Listen and point. Then read and match.

	Thank you.
	I'm the king.
	I can help.
	Be kind to me!
	We are friends.

2 Now colour.



3 Say. Match the pictures with the correct spelling **ea** or **ee**.
See how many words you can write.







3 Say. Match the pictures with the correct spelling **ea** or **ee**.
See how many words you can write.







Lesson 16 My letters

1 Read, say and find.

c	s	e	a	l	o	s	e
b	e	r	c	l	z	n	p
h	a	o	f	o	o	d	u
l	o	s	p	e	a	c	h
e	t	e	a	c	h	e	r
a	s	w	u	g	b	r	l
f	m	i	b	e	a	c	h
o	f	h	o	t	d	u	y



ea

seal teacher
sea leaf
peach beach

2 Complete the words with **ea** or **ee**. Use the words in the sentences below.


s_____ t_____

sw_____ts b_____ fl_____


- 1 I like to drink _____.
- 2 I can jump like a _____.
- 3 I like _____ a lot.
- 4 I can buzz like a _____.
- 5 The _____ is blue.



3 Say and match the words that rhyme.



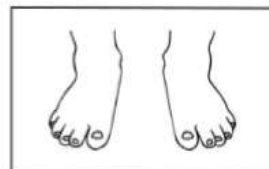
sheep



feel




bee



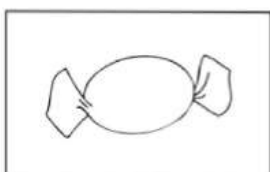
feet



wheel



see



sweet

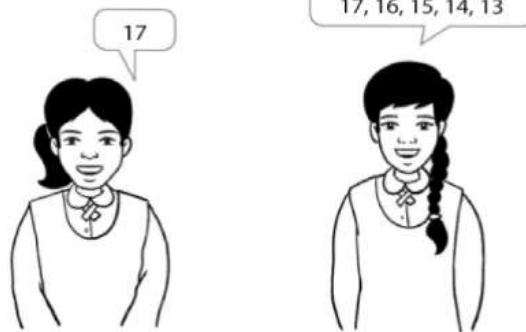


sleep

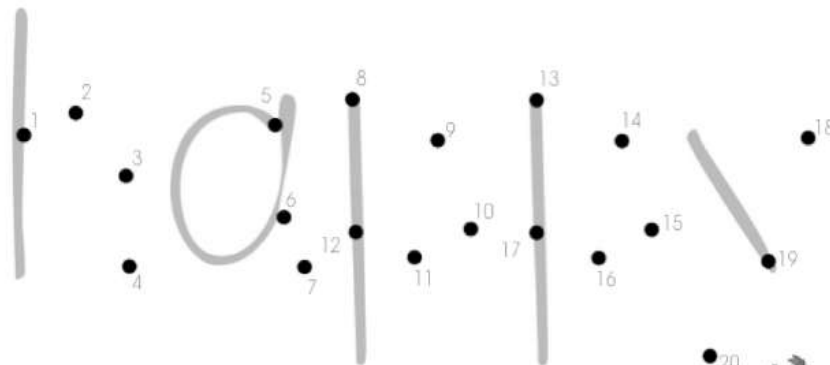
Lesson 15 My numbers



1 🗣️ In pairs, take turns to choose and say.




2 Join the dots and read the message.





3 Count and say. Then ask and answer questions.



There are twelve camels.

How many tigers are there?

There are eighteen.



2  In pairs, ask and answer questions.



3 Write questions and answers.

run fast ✓
climb trees ✓
fly ✗
swim fast ✗



Can lions run fast? Yes, they can.

Can lions _____?

Yes, _____.

_____?

_____?



Lesson 12 My English



1 Read. Write Yes or No.

- 1 Birds have got wings. _____
- 2 Birds can sing. _____
- 3 Rabbits can fly. _____
- 4 Rabbits are big. _____
- 5 Elephants are pink. _____
- 6 Elephants are small. _____
- 7 Snakes can sing. _____
- 8 Snakes have got legs. _____

2 Complete.

two, four, six, _____, ten,

_____, _____, _____,
_____, _____

3 Read and draw.



Draw a
yellow ring.



Draw a bird with
black wings.



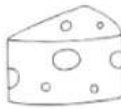
Draw a
happy king.

Lesson 13 My letters

ee

- 79 1 Listen, point and say. Write **ee** to complete the words. Say and write a sentence.

bee cheese wheel



b____ ch____se wh____l

- 2 Read and draw.

tree	three
thirteen	feet

Lesson 11 My words

1 Write the answers. Use the words in the box.

They in live houses
the jungle the desert the sea



Where do gorillas live?
They live in the jungle.



Where do fish live?



Where do foxes live?



Where do cats live?



2 Answer.

How many children like lions? _____

How many children like birds? _____


How many children like snakes? _____

3 Write questions and answers.



How many children _____?

Twenty



How many _____?

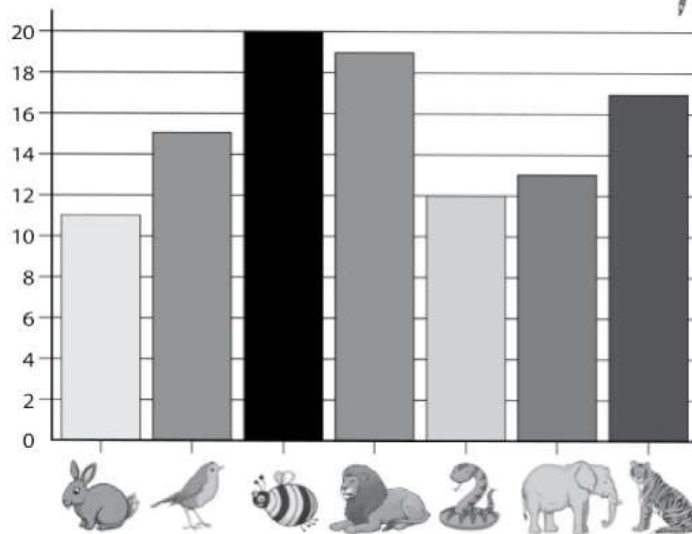


_____?



Lesson 10 My numbers

1 Look at the graph. Write ✓ or X.



11 children like lions.

19 children like birds.

20 children like tigers.


13 children like elephants.

☐
☐
☐
☐

Lesson 8 My colours

1 Read and colour.

1	2	3	4		
black	white	red	blue		
5	6	7	8	9	10
green	yellow	purple	grey	brown	orange



The zebra is _____ and white.

I can see _____ and
_____ in the rainbow.





Lesson 9 My letters

1 Find the words.

e	c	s	l	o	s	a	e
y	u	k	i	n	g	d	p
b	s	o	h	o	o	i	r
z	o	s	i	n	g	w	i
l	i	o	s	y	o	o	n
w	i	n	g	g	b	y	g
e	c	g	n	d	a	s	s



ng


king
sing
ring
wing
song

2 Listen again and answer Yes or No.

- 1 The lion is king. _____
- 2 Hippo is singing. _____
- 3 Zebra rings a bell. _____
- 4 Bird brings dinner. _____
- 5 The animals are happy. _____



78 3  Listen, find and colour the **ng** words.



4 Write a sentence about one of the **ng** words.



4 Count and write.

••••••

6

six

••••••••••••••••

••••••••

••••••••••

••••••••••••••••



Lesson 6 My English


1 Read and match. Then say.

It lives in a cage.

It lives in the desert.

They live in the sea.

They live in a shed.



2 Follow the lines and say. Then listen and point.



I've got



I've got lots of



We've got ...






We've got lots of!



3 Tick (✓) or cross (X). Then say.

Snakes can't fly.

			
fly	X		
walk			
crawl			
hop			

2 Look at the pictures. Tell Ali what to do.

clean feed give cage fish cat



Please _____
the _____.



Please _____
the _____.



Please _____
the _____ water.

3 In pairs, ask and answer questions.




Can elephants swim?

No, they can't.



Lesson 4 My numbers


1 Count and write.



_____ boys _____ camels _____ boys
 _____ legs _____ legs _____ legs

2 Complete the conversation. Use the words in the box.

many three are have



I have _____
 penguins.

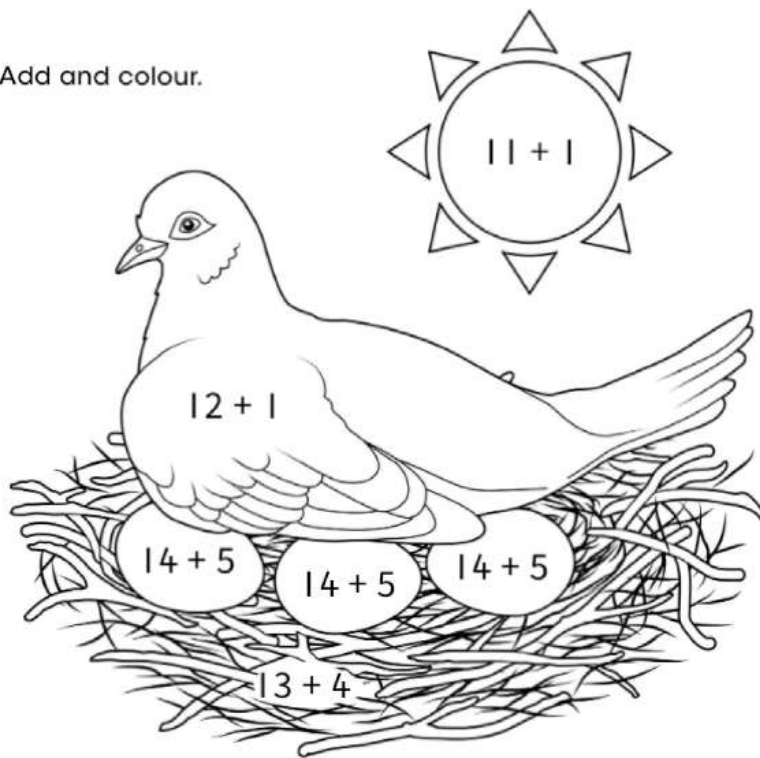
You _____
 four penguins.

How _____
 penguins are there?

There _____
 seven.



3 Add and colour.




12
yellow

13
orange

17
brown

19
pink

4  Ask and answer questions.

What colour are
the eggs?

They're pink.

Lesson 5 My words

1 Write the correct answer.

Yes, they can. No, they can't.



Can fish swim?

Can tigers run?

Can elephants fly?

Can snakes walk?

Can birds fly?



Unit 9

Animals around us

Lesson 1 They can fly



1 Quiz. Guess and write *can* or *can't*.



Camels _____ swim. ☐




Tigers _____ climb. ☐



Bees _____ walk. ☐



Birds _____ run. ☐



Elephants _____ hop. ☐

2 Ask and answer.

3 Write about three animals.

Lesson 2 My colours

1 Read, write and colour. Then say.




Penguins are black and _____.



Frogs are small and _____.



Elephants are big and _____.



Ladybirds are _____ and _____.



Tigers are _____ and _____.



Chicks are _____.



Lesson 3 My letters

74 1 Listen and point. Say and write.



Ququ

queen
quilt
quiet
quack
question



75 2 Listen and circle the **qu** words.




3 Unscramble the letters. Write sentences with the words.

tuqie

usqetoni



- 2  Copy and fill in the missing words. Then act.

Zed and Hip went _____ the funfair.

They went _____ and _____
on a roundabout.

They went _____ the big slide.

They went _____ and _____
on the bumper cars.

They went _____ in the big wheel.

- 3 Write a sentence about your visit to a funfair.



Lesson 19 Goodbye



- 1 Write about these places.
Use *There is* and *There are* with the words in the box.

frisbees an ice cream van tree



It's summer at the beach. There are children.

It's spring at the park. There is a _____.

2 What do you like? Write and draw.

Weather

I like

weather.

Seasons

I like

Places


I like the



Lesson 17 My English

72 1 Listen and write.

teeth maths chocolate chips
beach mouth chair three



chocolate



3



$$2 + 2 = 4$$



2 Look at Activity 1 and complete the lists.

th	ch
	chocolate

3 Write. Answer the questions.

brown green
yellow white

- 1 What colour is chocolate? Chocolate is _____.
- 2 What colour is cheese? _____
- 3 What colour are teeth? _____
- 4 What colour are trees? _____

4 Read, colour and say.

a red triangle

a blue heart

a black star

a grey rectangle

a green circle

a yellow diamond

a pink square



Lesson 18 My storytime

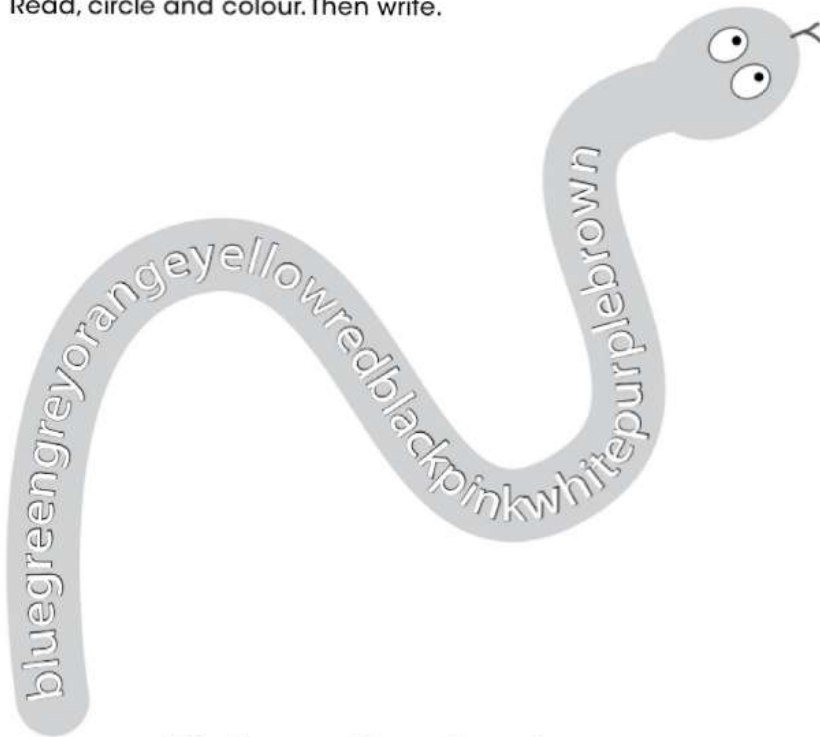


73 1 Listen and put the pictures in order.





3 Read, circle and colour. Then write.



My favourite colour is





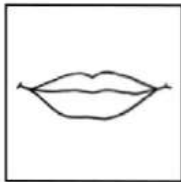

Lesson 16 My letters

1 Find and label the **th** words.



th

3





71 2 Listen. Then add **th** to make the words.



____ink



____ick



____in



ba_____



pa_____

3 Choose one of the words and write a sentence.



Lesson 14 My letters

70 **1**  Listen and find the odd ones out.




ch




chair



beach



ship



lunch



fish



chick




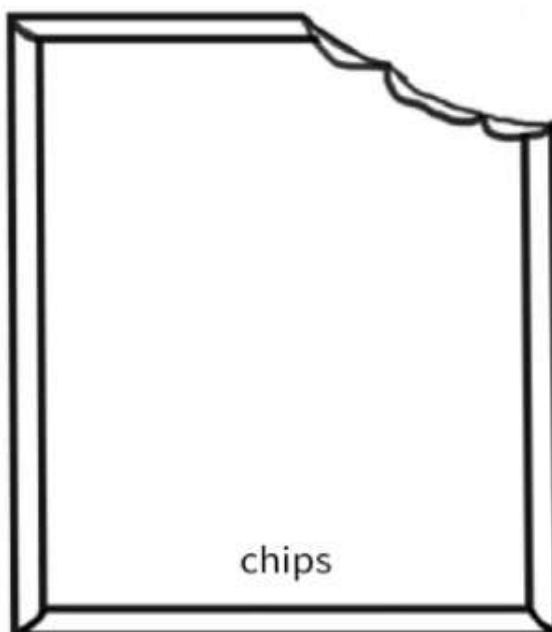
chips



chocolate

2 Write a sentence using one of the **ch** words.

Draw pictures for the words.






Lesson 15 My colours and shapes



1 Read and draw.



Draw a circle.

Draw a triangle.

Draw a square.

Draw a diamond.

2 Look and write.

This is a rectangle.



This is a _____.

This is a _____.

This is a _____.

This is a _____.

This is a _____.



Lesson 12 My English

1 Look at the picture. What can you see and hear?



Yes, I can. No, I can't. cars buzz fizz flowers

Can you see a puzzle?

Yes, _____.

Can you see a ship?

Can you see two bees?

What can you hear?

I can _____


Can you see a shell?

What can you smell?



69 **2** Listen, choose and write.

hot
cold
cloudy
sunny



The weather is _____
and _____.

3 Look again at Activity 1 on page 141.
Count and write how many.



Lesson 13 My words

1 Count and write.



There are three sandcastles.

There _____ boat.

There _____ children.

There _____ game.


There _____ shells.

There _____ cars.




Lesson 10 My numbers


1 Write the numbers.



2 Complete the sentences.



Lesson 11 My letters


68 1  Listen, point and write.


ship shell fish shark



sh










2 Draw your favourite **sh** word and write a sentence.




3 Say and match the words that rhyme.



fish



four



shell



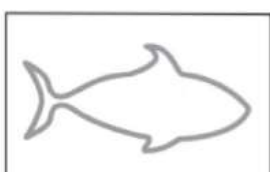
park



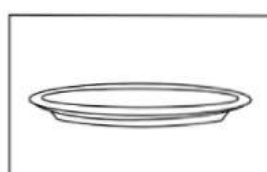
shore



bell



shark



dish



3 Add. Then write the number in words.

sixteen seventeen eighteen nineteen

$10 + 6 = \underline{\hspace{2cm}}$

$10 + 7 = \underline{\hspace{2cm}}$

$10 + 8 = \underline{\hspace{2cm}}$

$10 + 9 = \underline{\hspace{2cm}}$



Lesson 8 My letters

67 1  Listen and point. Then find.

buzz whizz fizzy dizzy puzzle



c	s	e	l	a	o	s	e
b	u	z	z	l	z	d	p
h	s	o	f	o	o	i	u
z	o	s	w	h	i	z	z
f	i	z	z	y	o	z	z
s	s	w	u	g	b	y	l
c	e	i	n	d	a	s	e

3 Look at the pictures. Write a sentence using *I like* or *I don't like*.


I like pizza. _____



pi____a fi____y dri____le



1 Listen and draw.

	a	b	c
1			
2			
3			

2 Colour.



Lesson 5 My words



1 Complete the days and put them in order.

M__nday _____

Tu__sday _____


S__nday _____

__dn__sday _____

Fr__day _____

Th__rsday _____

S__turday _____

2  In pairs, take turns to say a day, and say the next day.

Tuesday

Wednesday





<https://elib.moe.gov.ae/M>



3 Write about a day you like.

I like _____.

I _____ and _____



132

Bridge to Success Grade 1 Activity Book Unit 8



63 / 12

Lesson 6 My English

1 Look at the pictures. Complete the sentences.




①



②



③



windy hot sunny cloudy cold

1 It's hot and _____.

2 It's _____ and _____.

3 _____.

66 2 Listen and write.





It's _____.

I'm happy.

Lesson 3 My letters

65 1 Listen and point. Then say and match.



zipper

zoo

zebra

zero

zigzag

2 Circle the z words.



3 Write your favourite z word and draw a picture.

Lesson 4 My numbers



1 Add. Then write.


$$\begin{array}{|c|c|c|} \hline \square & \square & \square \\ \hline \square & \square & \square \\ \hline \end{array} + \begin{array}{|c|c|c|c|} \hline \square & \square & \square & \square \\ \hline \square & \square & \square & \square \\ \hline \end{array} = \text{thirteen squares}$$

$$\begin{array}{|c|c|c|c|c|} \hline \bigcirc & \bigcirc & \bigcirc & \bigcirc & \bigcirc \\ \hline \bigcirc & \bigcirc & \bigcirc & \bigcirc & \bigcirc \\ \hline \end{array} + \begin{array}{|c|c|c|c|} \hline \bigcirc & \bigcirc & \bigcirc & \bigcirc \\ \hline \bigcirc & \bigcirc & \bigcirc & \bigcirc \\ \hline \end{array} = \text{_____ circles}$$

$$\begin{array}{|c|c|c|c|c|} \hline \square & \square & \square & \square & \square \\ \hline \square & \square & \square & \square & \square \\ \hline \end{array} + \begin{array}{|c|c|c|c|c|} \hline \square & \square & \square & \square & \square \\ \hline \square & \square & \square & \square & \square \\ \hline \end{array} = \text{_____ squares}$$

$$\begin{array}{|c|c|c|c|} \hline \bigcirc & \bigcirc & \bigcirc & \bigcirc \\ \hline \bigcirc & \bigcirc & \bigcirc & \bigcirc \\ \hline \end{array} + \begin{array}{|c|c|c|c|} \hline \bigcirc & \bigcirc & \bigcirc & \bigcirc \\ \hline \bigcirc & \bigcirc & \bigcirc & \bigcirc \\ \hline \end{array} = \text{_____ circles}$$

2 In groups of three, take turns to say and find numbers.



Unit 8

The weather



Lesson 1 It's hot and sunny

1 Complete the words.

It's s__nny.

It's c__ld.

It's h__t.

It's w__t.



It's w__ndy.

It's clo__dy.

It's w__rm.

There's a s__ndst__rm.

2 Follow the lines. Then write.



It's sunny. She's happy.

It's _____. She isn't happy.

It's _____. He's happy.

It's _____. He isn't happy.