



# Qatar History and Citizenship

The 3rd Grade



# 3

Edition 1446/2024

Private Schools





## **Educational Supervision Department**

**Curriculum and Learning Resources Department**

**Educational and Academic Experiences from Schools**

---

## **Scientific and Educational Review and Audit**

**Team of Educational Experts**

**Curriculum and Learning Resources Department**

**And pray,  
“My Lord! Increase  
me in knowledge**

**Taha, Verse (114)**





His Highness

# Sheikh Tamim bin Hamad Al Thani

The Amir of Qatar

## Qatari National Anthem

Swearing by God who raised the sky

Swearing by God who spread the light

Qatar will always be free, be the spirit of the loyal

Travel the high road, Advance with the guiding light of the prophets

In my heart, Qatar is an epic of our forefather's glory.

Qatar is the land of the foremost men who protect us in times of distress

Doves of peace, warriors of sacrifice

# Contents

▶ Lesson 1: My Country and the World.	8
▶ Lesson 2: Natural Resources in my Country.	22
▶ Lesson 3: Archeological Sites in My Country.	30
▶ Lesson 4: Museums in My Country	44
▶ Lesson 5: Personal Identification.	52
▶ Lesson 6: My Customs and Traditions.	60
▶ Lesson 7: My Rights.	74
▶ Lesson 8: My Duties.	88
▶ Lesson 9: Helping Others.	100
▶ Lesson 10: The Economic Activity in the State of Qatar	110

# Introduction

## In the Name of Allah, the Most Gracious, the Most Merciful

All Praise be to Allah, Lord of the Worlds, and prayers and peace be upon our master Muhammad and all his family and companions.

Then,

Preparing the Qatari History and Citizenship book for all private schools is in order to acquaint students with the historical and civilizational achievements of the State of Qatar through the different Historical Eras, and to emphasize the role of grandparents and fathers in making this history through the harmony between the leadership and the people on the one hand, and the role of the leaders of the state and their efforts in building the modern State of Qatar and its renaissance in all fields on the other hand. As well as such book aims to enhance students' understanding of their current and future roles in preserving the Qatari identity and building on these achievements.

Qatari History and Citizenship books included integration between the fields of history and citizenship, so as to enhance a range of values based on affiliation, loyalty, moderation, the rights and duties under active citizenship, and the firming the principles of co-existence up so as to deepen national unity. It has been relying to put topics on the balance between the cognitive, skills and emotional aspects derived from document of Standards for Social Studies in the State of Qatar, and taking into account the chronological order of events away from the unnecessary words and repetition and verbosity, and so as to enhance aspects of critical and creative thinking and problem solving through a variety of exercises and activities to meet the different learning styles for students.

The 3rd Grade book includes TEN lessons are as follows:

Lesson 1: My Country and the World, Lesson 2: Natural Resources in my Country, Lesson 3: Archeological Sites in My Country, Lesson 4: Museums in My Country, Lesson 5: Personal Identification, Lesson 6: My Customs and Traditions, Lesson 7: My Rights, Lesson 8: My Duties, Lesson 9: Helping Others, Lesson 10: The Economic Activity in the State of Qatar

We hope that the students will interact positively with the contents of the book in order to acquire knowledge and skills, build positive intellectual trends, and understand your roles and responsibilities towards your State, Qatar, and the entire world.

**God grants success**



# 1

## Lesson 1:

# My Country and the World



### The student is expected to

- ▶ Locate the continents and oceans on the Earth's surface.
- ▶ Identity Qatar's location in the world.
- ▶ Use the globe model to identify the continents and oceans



### Concepts I learn:

- ▶ Continent
- ▶ Ocean



### Values I learn:

- ▶ I reflect on God's ability and the marvelousness of His creation



## Preparation

### First: Solid Land and Water Distribution

I observe and complete:



It is a model of the globe on which we live,  
it is a semi-spherical body whose surface  
consists of land and water.

The yellow color represents.....


The blue color represents.....



I think:




► Which is greater in area: Land or Water?



### I learn:

- The Earth is consisting of land and water.
- The land color on the globe is brown, yellow, or green, while the water color is blue.
- The land area is about 29 % of the Earth's area, while the water area is about 71% of the Earth's area; Therefore, the Planet Earth is called the water planet.
- Water takes many forms; Including: oceans, seas, and bays.

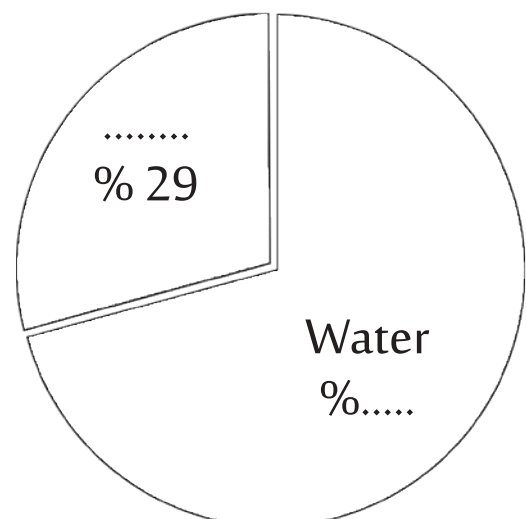


### I complete and color:

-The Water



- The Land



# 1. The Land (Continents)

I observe and I conclude



World Continents Map

- ▶ How many continents in the world?  
.....
- ▶ What are the names of the continents of the world?  
.....
- ▶ What is the largest continent in the world in terms of area?  
.....
- ▶ What is the smallest continent in the world in terms of area?  
.....

I learn:

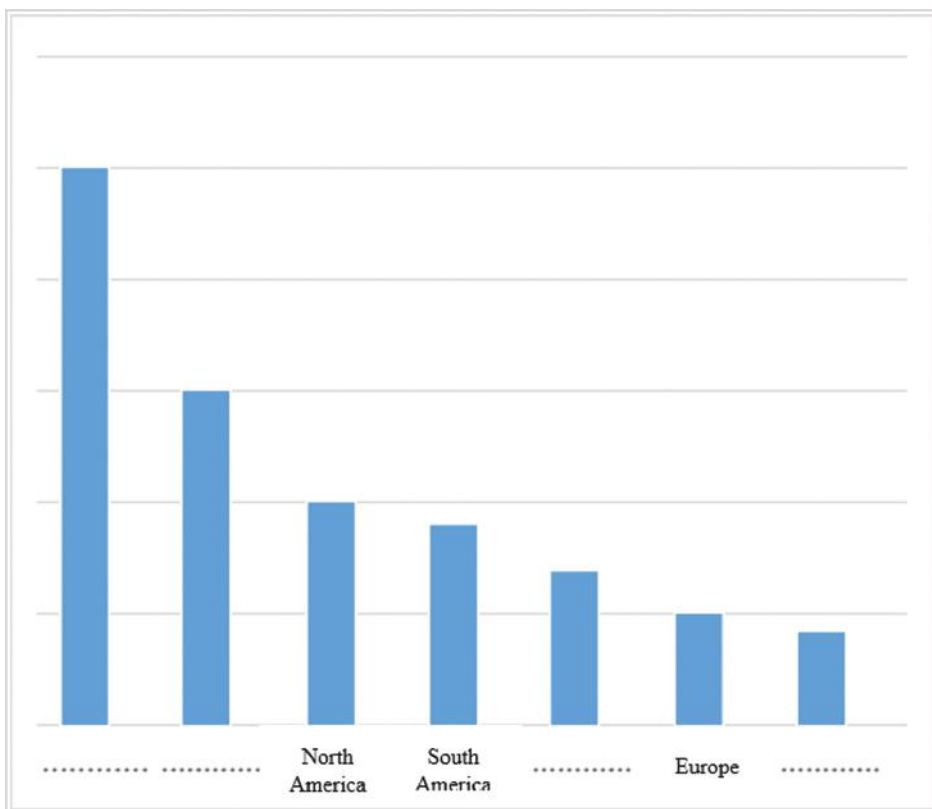


**The Continent:** Is an area of land on the surface of the Earth.

There are seven continents in the world, the largest in area is Asia.

While Australia is the smallest continent in the world in terms of area.

I observe and complete:



Arrangement of the world's continents in terms of area

For Your Information:



The continents of the world are arranged in terms of area as follows:

1. Asia.
2. Africa.
3. North America.
4. South America.
5. Antarctica.
6. Europe.
7. Australia.

**Activity:**



I color the world's largest continent in yellow, and the world's smallest continent in red.



World Map

## 2. The Water (Oceans)

I observe and I conclude:



World Oceans Map

- ▶ How many oceans are in the map in front of you? .....
- ▶ What is the largest ocean in terms of area? .....

Activity:



**Compare the map of the oceans with the map of the continents.**

- What oceans do these continents, Asia, Africa, and North America, overlook?

.....



I learn:



**The Ocean: Is a large area of saltwater.**

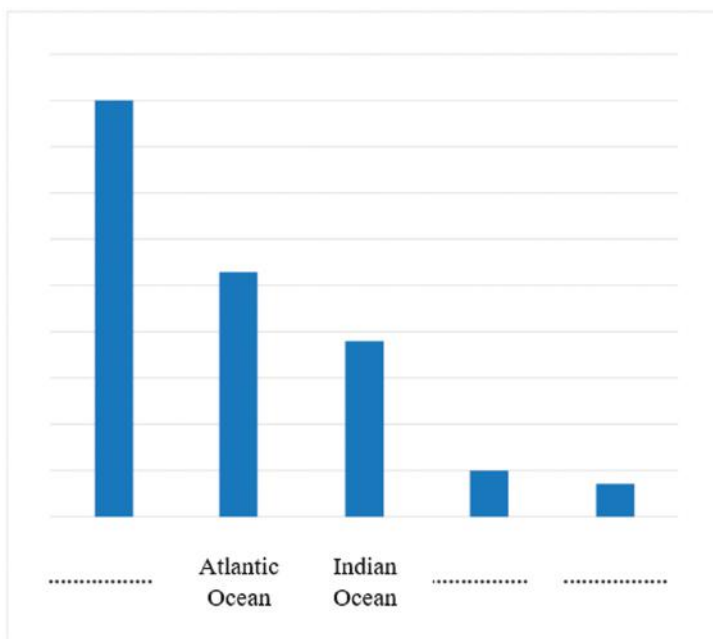
There are 5 oceans.

The Pacific Ocean is the largest ocean in terms of area, and the smallest is the Arctic Ocean.

While Australia is the smallest continent in the world in terms of area.

**- The smallest ocean is the ..... ocean.**

I observe and I conclude:



Arrangement of the world's oceans in terms of area

For Your Information:



**The oceans of the world are arranged in terms of area as follows:**

1. The Pacific Ocean
2. Atlantic Ocean
3. Indian Ocean
4. Antarctic Ocean
5. Arctic Ocean



## Second: Qatar's location in relation to the world

I think:



- ▶ In which continent is the State of Qatar located? .....
- ▶ On any water bodies overlooking the State of Qatar? .....



World Map

I conclude:



The State of Qatar is in a unique location in the world; it is located in the southwest of the continent of Asia.

## I remember

- ▶ The land area is about 29% of the Earth's area, while the water area is about 71%, so the planet Earth is called the "water planet".

- ▶ The water takes many forms, including: Oceans, seas, bays.



### The Ocean:

- ▶ A large area of saltwater.
- ▶ There are 5 oceans, the Pacific Ocean is the largest ocean in terms of area, and the smallest is the Arctic Ocean.

### The Continent:

- ▶ An area of land on the surface of the Earth.
- ▶ There are seven continents in the world, the largest is Asia, while Australia is the smallest.

## Activities and Exercises



**First: Activities:**

### Activity 1:

Write, with your classmate, a topic called The Biggest Oceans and discuss it with teacher and classmates.

.....

.....

.....

.....

.....

.....

.....

.....

.....


.....

.....

.....

.....

.....



## Second: Exercises:

### ► Question 1: I choose the appropriate word and fill in the blanks:

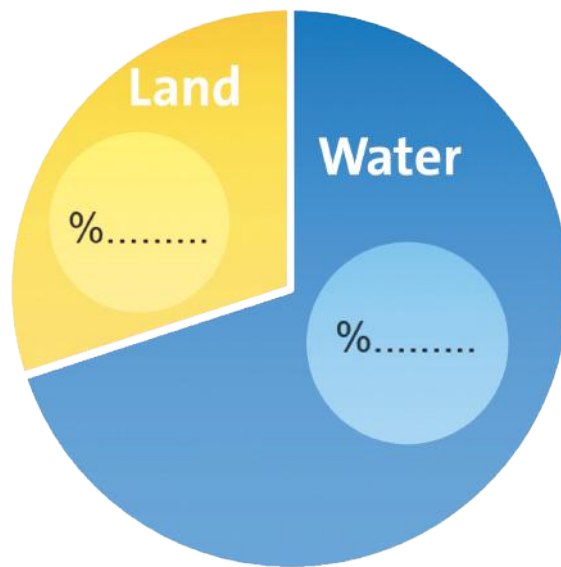
(Pacific – Asia – Australia – Arctic)

- a) The largest continent in the world in terms of area: the ..... continent.
- b) The smallest continent in the world in terms of area: the ..... continent.
- c) The largest ocean in terms of area: ..... ocean.
- d) The smallest ocean in terms of area: ..... ocean.

### ► Question 2: I Put a (✓) in front of the correct sentence and a (x) in front of the incorrect sentence:

- a) The area of land is larger than the area of water on Earth. (     )
- b) There are seven continents in the world. (     )
- c) Qatar is located in the continent of Asia. (     )

► Question 3: I fill in the blanks in the following diagram:



► Question 4: I Answer the following:

1- What is the Earth made of ?

.....

.....

2- Why is the Earth called the “Water Planet”?

.....

.....

► Question 5:

- I write the following names in their correct places on the map, then I color the continent in which Qatar is located.

(Asia - Africa - North America - South America - Europe - Australia)



World Map

# 2

## Lesson 2:

# Natural Resources in my Country



The student is expected to:

Recognize Qatar's natural resources (Oil, natural gas).



Concepts I learn:

Natural Resources



Values I learn:

I thank Allah for the blessings that Allah has bestowed on our beloved country Qatar



## Preparation:

Look and then answer orally:



- What do you see in the picture?
- What is this facility used for?

**I learn:**



Allah bless our beloved country Qatar with many graces.

- In the land of my country Qatar and its water there are natural resources such as oil and natural gas.
- Natural resources are used in many industries.



Ash Shamal Gas Field



Oil field in Dukhan

**I note and conclude:**



Among the most important natural resources that are found in the lands and waters of the State of Qatar:

Oil and Natural Gas



#### For Your Information:

There are liquefied gas plants in the city of “Ras Laffan” and Oil refining plants in the city of “Mesaieed”.



#### I think:

► What is the importance of oil and natural gas in our lives?



city of “Ras Laffan”



#### I learn:

- Petroleum derivatives are used in operating machinery and transportation means.
- Petroleum derivatives are used in many industries, such as: the manufacture of motor oils, and pesticides.



Pesticides



Car Oil



Car Fuel

## I remember

Among the most important natural resources that are found in the lands and water of the State of Qatar:

► Oil and Natural Gas.



What is the importance of oil and natural gas in our lives?

- It is used to operate machinery and transportation.
- Petroleum derivatives are used in many industries.



## Activities and Exercises



### First: Activities:

With your colleague, write a text titled “Production of Petroleum and Natural Gas in the State of Qatar” and discuss it with your teacher and classmates.

.....

.....

.....

.....

.....

.....

.....

.....

.....

.....

.....

.....

.....

.....





(Transportation - Car oil - Petroleum and natural gas)

- $$\left( \begin{array}{c} \phantom{0} \\ \phantom{0} \end{array} \right)$$





# 3

## Lesson 3:

# Antiquities in My Country



### The student is expected to:

- ▶ Appreciate the role of the State of Qatar in preserving antiquities.
- ▶ Shows the characteristics of archaeological sites in Qatar.



### Concepts I learn:

- ▶ Antiquities
- ▶ Fortresses
- ▶ Towers



### Values I learn:

- ▶ Preserve and cherish the antiquities in my country.

**I observe and I conclude:**



- Have you seen one of these buildings before?
- In your opinion, are these buildings ancient or modern?
- What do we call these buildings?



## I read and learn:



In many places in our beloved country Qatar, our ancestors left antiquities indicating their presence or living in this place.



These ancient antiquities may be forts built by our ancestors to defend the country, watchtowers, markets for buying and selling, mosques, or houses. These antiquities may be things from their possessions, tools, or weapons that have been found.





I conclude:




## First: What Is Meant by Antiquities?

Everything that the ancients left from buildings, properties, tools or weapons.


## Second: Types of Antiquities

The antiquities that our ancestors left to us are divided into two parts:



### 1. Stable antiquities, including:

Forts - towers - walls - markets and houses - ancient mosques.




### 2. Transfeved antiquities, including:

Household utensils (pottery and copper) - tools used in wars (swords, spears and shields) - ancient coins - seals.



### Third: The Importance of Preserving Antiquities




I discuss with my classmate:

Why does our country care about antiquities?

.....

What is the benefit of preserving them?

.....



### The Importance of Preserving Antiquities:

- 1. Learn about a part of our country’s history and glories.
- 2. Learn about the way our ancestors lived.
- 3. Revitalize tourism in our country.



## Fourth: Examples of Historical Antiquities in the State of Qatar

Among the Historical Monuments in the State of Qatar:

### 1. Fortresses:


They are strong fortresses built by our ancestors to defend the country.

Doha Fort (Al Koot)



Al Zubarah Fort





Al Zubarah Fort

What is the most important characteristic of these forts?

.....

.....

**I learn:**



Forts in my country Qatar are characterized by the following:

1. High and massive walls.
2. Round or square towers.

Ask: What are the most famous forts in Qatar?





## Al Wajbah Fort:

It is located in the municipality of Al Rayyan.

**Characteristics:** Its walls are huge, and its towers are high

**The Purpose of Its Construction:** To defend the country.

How do you feel when you see Al Wajbah Fort?

What do you remember of the glories of our nation?



### For Your Information:




A famous battle took place at Al Wajbah Fort, which has a special place in the history of our country. It is the Battle of Al Wajbah, in which the people of Qatar, led by Jassim bin Mohammed, defeated the forces of the Ottoman governor in 1893 AD.

## Al Zubarah Fort:

It is located in the city of Al Zubarah.

**Characteristics:** Its walls are high, and its towers are extremely high.

**The Purpose of Its Construction:** To defend the country.



## Doha Fort (Al Koot):

It is located in (Al Bidda) district in the middle of (Al Souq) district in Doha.

### **The Purpose of Its Construction:**

To be a police station.

It has been turned into a museum of Qatari traditional handicrafts




## 2 - Towers:

They are high buildings, built by our ancestors.

### **The Purpose of Its Construction:**

To be a center for security and guarding.



I observe and learn:



Barzan Towers



One of the Archeological  
Towers of Al Khor

Towers features:

I learn:




### Towers features:

Its height and the magnitude of its thick walls.

Its shape is circular or rectangular.

Among the most famous towers in the  
State of Qatar are the following:





## The Archeological Towers of Al Khor:

- The ancient Al Khor Towers are among the main landmarks of Al Khor City.
- The Towers are located directly on the coast, and are featured by their circular design.
- It was built to observe the city coast and the old port.



### Activity:



Collect information about Al Khor city.

.....

## Barzan Towers:

They are located in Umm Salal Muhammed town, and they are among the distinctive towers in their construction, characterized by their rectangular shape



### I discuss with my classmate:



- How can the ancient towers be preserved and take advantage of them?
- **The efforts of the State of Qatar to preserve the antiquities.**
- Restoration of antiquities and take care of them.
- Establishment of places dedicated to the preservation of artifacts (Museums).

## I remember

### Antiquities are:

- Everything that the ancients left such as buildings, properties, tools or weapons.

### Types of Antiquities:

- Stable Antiquities
- Transferred Antiquities



### The importance of the preserving the Antiquities:

- Learn about a part of our Country's history.
- Learn about the way our ancestors lived.
- Revitalizing the tourism movement in our Country.

## Among the historical monuments in the State of Qatar:

### Fortresses:

- They are strong Fortresses built by our ancestors to defend the country, such as: Al Zubarah Fort, AlKoot Fort.

#### Fortresses Features:

- 1- High walls.
- 2 - Circular or square towers.

### Towers

- They are tall buildings built by our ancestors, such as Al Khor Towers and Barzan Towers.

#### Towers Features:

1. Their height and the magnitude of its thick walls.
2. Their shape is circular or rectangular.

## Activities and Exercises



**First: Activities:**

### Activity 1:

I collect information about the city of Al Khor, and explain its importance to classmates in the past in fishing and Pearl hunting.

### Activity 2:

Express, by drawing or in words, my thanks and appreciation to the State of Qatar for the great interest in and preserve the Antiquities of our country.

Second: Exercises:



Question 1: Classify the following in the table:

(Crockery - Fortresses - Towers - Ancient Mosques - Ancient Money)

Stable Antiquities	Transferred Antiquities

Question 2: What is the importance of preserving Antiquities in our country, Qatar?

.....  
.....

Question 3: Who am I?

- Everything that the ancients left like buildings, possessions, tools or weapons

.....

- Strong fortresses built by our ancestors to defend the country.

.....



# 4

## Lesson 4:

# Museums in My Country



### The student is expected to:

- ▶ Recognize the reasons for building museums.
- ▶ Appreciate the role of the State of Qatar in the preserving Antiquities.



### Concepts I learn:

- ▶ The Museum



### Values I learn:

- ▶ - I appreciate the role of the State of Qatar in preserving Antiquities.

### I read and learn:



Hamad asked his father, how does the State of Qatar protect the Antiquities? "Our country, Qatar, pays great attention to its Antiquities. Therefore, the government has restored ancient fortresses, towers, and ancient markets. to preserve them", His father said.

It also searched for artifacts left by our ancestors, and many of them were found, and placed in buildings dedicated to that.

- How can the artifacts that are found be preserved?
- What do we call the place where these artifacts are placed?



- Have you visited this place before? What is its name?



## The Museum:

- It is a building that includes various and different artifacts.
- Its purpose: It was built to preserve the artifacts.

Ask: What are the famous museums in Qatar?

### ► 1- Museum of Islamic Art

The museum houses an impressive collection of diverse and rare Islamic artifacts





## ► 2 - National Museum of Qatar:

National Museum of Qatar includes archaeological and historical artifacts, documents and historical pictures perception of Qatari life since ancient times.



## ► 2 - Weaponry Museum:

It includes an impressive collection of various weapons dating back to ancient times.





For Your Information:

## Sheikh Faisal Bin Qassim Al Thani Museum:

It is located in the city of Al Shahaniyah, which is about 25 km from Doha. The museum displays collectibles from the ancient Qatari life, including ancient Qatari clothes, furniture, coins, weapons, ceramics, ancient books, manuscripts, and ancient vehicles.



I conclude:

There are many museums in my country that preserve and protect antiquities from damage or loss, and each museum has its own unique exhibits.



I imagine:



What would Happen if:

The state government was not interested in establishing the museums?



I discuss with my classmate:



What is your Advice to the following:

- Who miss with the antiquities displayed in the museum?

- Who run and play in the galleries and make the noise in the museum?



Activity:




I collect information about National Museum of Qatar and discuss it with my classmates.



# I remember

## Museum:

- is a building that contains the various antiquities.



## The purpose of Building a Museum:

- Preserving the antiquities.

## The Most Famous Museums in Qatar:

- The Museum of Islamic Art.
- National Museum of Qatar.
- Weaponry Museum.





## Activities and Exercises



### First: Activities:

#### Activity 1:

I collect pictures for a collection of the Islamic coins existed in Museum of Islamic Art.



### Second: Exercises:

**Question 1: Write in front of each Phrase the Museum that represents it:**

- Contains a great collection of the various weapons. ( ..... )
- Contains a collection of the Islamic antiquities. ( ..... )
- Contains a collection of the Documents and the historical pictures. ( ..... )

**Question 2: Who am I?**

- A building contains the various antiquities. (.....)

**Question 3: Complete the Following?**

- The purpose of building the museums is.....

# 5

## Lesson 5:

# Personal Identification



### The student is expected to:

- ▶ Express his belonging to his country.
- ▶ Express his personal identity in clear and specific words.



### Concepts I learn:

- ▶ Personal Identification




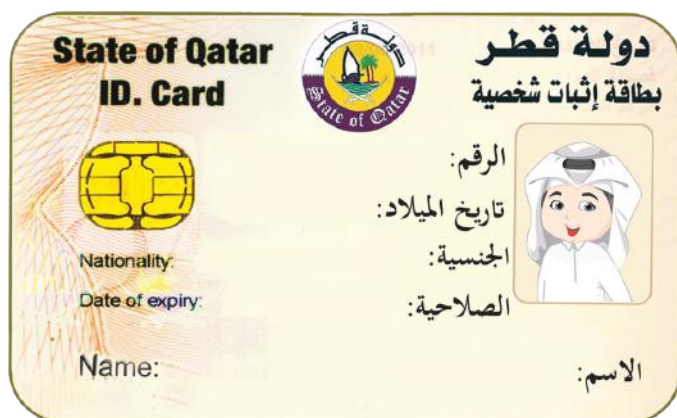
### Values I learn:

- ▶ I am proud of my Qatari identity.

# Preparation:

► Look at the Pictures and Answer Orally.

- What is the name of each of these documents?
- What is the importance of these documents?



Qatar ID : 330000000000		الرقم الشخصي :		شهادة ميلاد / Birth Certificate	
Baby Name		اسم المولود		الجنس	ذكر
Sex		تاريخ الميلاد	23/04/2018	تاريخ الميلاد	(07/08/1439)
Date of Birth		تاريخ الميلاد	الثالث والعشرون من أبريل عام ألفين وثمانية عشر	محل الميلاد	قطر
Date of Birth in Words		اسم الأب		ديانة الأب	مسلم
Place of Birth		جنسية الأب	قطري	اسم الأم	
Father's Name		ديانة الأم	مسلمة	جنسية الأم	قطرية
Religion		رقم التسجيل	00000000000000	تاريخ التسجيل	00000000000000
Nationality of Father		<p>أشهد أن ماورد أعلاه هو نقل صحيح من سجل مواليد إدارة الصحة العامة بالدوحة - دولة قطر</p>			
Mother's Name		<p>I certify that the above is a true copy of an entry in the register of births of the Public Health Department, Doha-Qatar.</p>			
Religion		<p>الحكامة / Dr. [Signature]</p>			
Nationality of Mother		<p>مدير إدارة الصحة العامة</p>			
Registration Number		<p>مسؤول التسجيل</p>			
Registration Date		<p>Registerer Director of the Public Health</p>			

My Friends ... Peace be upon you and the mercy of Allah and His blessings ...

This is my Personal Identity.

I am proud of my identity and keep it.

The Personal Identity is important for every citizen or resident in my country Qatar.



**I learn:**



**My Identity contains:**

My Name

Date of Birth

Place of Birth

Nationality

- In the Other Side of My Identity:

- My place of residence where I live with my family.

**I wonder:**



Does everyone born in Qatar become a Qatari citizen?








I learn:

The Qatari citizen is the person who holds the Qatari nationality.  
This is my passport.



I look and observe:

Is my passport color is similar to the Qatar flag color?



I think:

I hold my passport when:



I walk around with my family in my city!.



I travel with my family outside my country Qatar!.



I go with my family to the desert!.

I learn:



The passport is my identity that proves my nationality when I travel outside my country.

This is my Birth Certificate

I look and conclude:



Birth Certificate / شهادة الميلاد	
Date ID: 33XXXXXX000	رقم الهوية: 33XXXXXX000
City Name: قطر	المدينة: قطر
Sex: ذكر	الجنس: ذكر
Date of Birth: 22/04/2014	التاريخ: 22/04/2014
Place of Birth: قطر	مكان الميلاد: قطر
Father's Name: محمد	اسم الأب: محمد
Nationality of Father: قطري	جنسية الأب: قطري
Religion: إسلام	الديانة: إسلام
Nationality of Mother: قطري	جنسية الأم: قطري
Mother's Name: سمية	اسم الأم: سمية
Religion: إسلام	الديانة: إسلام
Registration Number: XXXXXXXXXX000	رقم التسجيل: XXXXXXXXXX000
Registration Date: 01/01/2015	التاريخ: 01/01/2015
I certify that the above is a true copy of an entry in the register of births of the State of Qatar. / أنا hereby certify that the above is a true copy of an entry in the register of births of the State of Qatar.	
Registrar: Director of the Public Health	مدير صحة العامة

The birth certificate is the document in which my data and place of birth are written.

Activity:



Write your data in this card and show it to your family.



Date of birth:.....

Place of birth:.....

Nationality:.....

Name:.....



## I remember

- The Personal Identity is important for every citizen or resident in my country Qatar.



- The Qatari citizen is the person who holds the Qatari nationality.



- The passport is my identity that proves my nationality when I travel outside my country.



## Activities and Exercises

### First: Activities:



### Activity 1:

Discuss with your teacher and classmates the importance of preserving the passport?

### Second: Exercises:



### 1. Match the word with the appropriate picture:

The Personal Identity



The Passport



The Birth Certificate



## 2. Who am I?

- The identity that proves your nationality when you travel outside your country.

.....

- The document in which your place of birth is written.

.....



## 3. Put a (✓) in front of the right phrase and a (x) in front of the wrong phrase:

A. The personal identity is important for the citizen or resident in my country Qatar. (      )

B. The Qatari citizen is anyone born in the state of Qatar. (      )

# 6

## Lesson 6:

# My Customs and Traditions



### The student is expected to:

Identify some of the elements of heritage related to Qatari community (words in the local dialect, traditional dishes, traditional games, traditional clothes, Qatari Ardah).



### Concepts I learn:

Customs and traditions.



### Values I learn:

I preserve my customs, traditions and national identity.

## Preparation:

### I read and answer:



In one of the school events, the teacher asked the third grade students to prepare an activity about the customs and traditions of Qatar. Hamad prepared a number of clothes; Such as: Bisht, Thobe, Ghotra, and Iqal, which express the Qatari dress. As for Jassim, he asked his mother to prepare some traditional dishes, such as: Harees and Tharid. Khaled was concerned in preparing tools for traditional games; Such as: Al Dahrouj and Al Teelah. It was a beautiful event where the students were introduced to a number of Qatari traditions.

1.Mention the most important traditional Qatari games.

.....

2.Mention the most traditional Qatari dishes.

.....

3.See the following pictures and write what they express.



.....



Al Thobe


.....



.....



Harees



Game of .....

Game of .....

Sebbah Game

## Customs and Traditions in the Qatari Community:

Customs and traditions are inherited from grandparents to children. They form an important part of community's culture and its general behavior. Qatari community's customs and traditions are part of its culture and behavior.

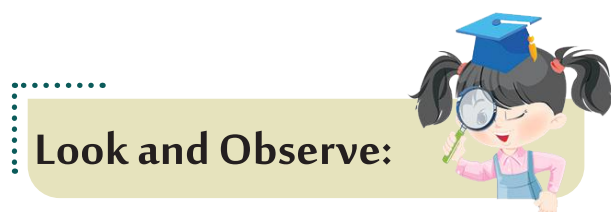
## ► First: Wear Qatari Clothes.

One of our distinctive customs and traditions is to wear elegant Qatari clothes, which express our Gulf and Arab personality.

Qatari women have been known since ancient times to take care of their traditional dress, and men also take care of their dress.

Among Women's Clothes: Abaya, Darra'a, Bukhnuq, Thobe Al Nashel.

Among Men's Clothes: Thobe, Ghotra and Bisht.



Look at the pictures and learn about the Qatari clothes for the people of Qatar:



Thobe Al Nashel



The Abaya



The Bisht



The Thobe,  
Ghotra and Iqal



**I learn:**



Why do men in Qatar prefer the white color of their clothes in the summer, and the dark color in the winter?



**Activity:**



Collect pictures of Qatari clothes and discuss them with your teacher and classmates.



## ► Second: Generosity and Hospitality

### Discuss:



- How can the Qatari be generous to his guest?  
.....
- Why is the Qatari keen to serve coffee to his guest?  
.....

### I learn:



- The Qatari welcomes his guest when he comes to his home.
- The Qatari served his guest Arabic coffee, along with Al Fawala.
- After eating food and drinking Arabic coffee, the guest is offered a fragrant smell of oud and perfume

### For Your Information:



Al Fawala: is a snack consisting of fruits, sweets and nuts that is served to the guest.



### ► Third: Our Customs and Traditions on Occasions.

Look and Observe:



I learn:



#### A. Ramadan Month.

- During the month of Ramadan, Qataris are keen on exchanging visits with family, relatives and neighbors, and breaking the fast with them.
- Qataris break their fast first with dates and water; following the prophet as example, may Allah bless him and grant him peace.
- Among the most important and distinctive traditional dishes are: Harees and Tharid, and among the sweets is: Luqaimat.



Harees



Tharid

## B. Eids

1. Qataris are keen to perform the Eid prayer in the Eid prayer outdoors.
2. Qataris, old and young, are keen to wear new clothes, visit family, relatives and neighbors and congratulate them on Eid.
3. Some children also sing traditional songs to express their joy at the advent of Eid.  
For example: The anthem “Bajir El Eid”.



### Think and Discuss:



- Mention the religious holidays that Qataris celebrate, and how these holidays are celebrated.

**Activity: Describe what you do during Ramadan and Eid, in short sentences.**

### Repeat with me:



Sing “Bajir El Eid” along with your classmates.





## ► Fourth: Our Customs and Traditions at Weddings.

I look and observe:



I discuss:



- Have you attended a Qatari wedding with your family before?
- Have you seen “Qatari Ardah”? Did you like it?
- Describe how you feel about this celebration.

Find and discuss:



Collect pictures of the Qatari Ardha and discuss them with your teacher and classmates.



I learn:



The rituals of celebrating weddings in Qatar:

- Participate in the Qatari Ardah.
- Serve banquets to guests.
- Exchange congratulations and blessings.

## ► Fifth: Traditional Games.

I look and observe:



Al Gaiss Game



Taag Taag Tagia Game



Al Dahrawj Game

**Activity:** Explain to your classmates which of these games you like and play.

# I remember

## Traditional Clothes of the People of Qatar:

- ▶ Al Thobe, Ghotra and Iqal.
- ▶ Al Bisht.
- ▶ Abaya.
- ▶ Thobe Al Nashel.



## Among the Rituals of Celebrating Weddings in Qatar:

- ▶ Participating in the Qatari Ardah.
- ▶ Serving banquets to guests.
- ▶ Exchanging congratulations and blessings.



## Our Customs and Traditions on Occasions:

### Ramadan Month:

- ▶ During the month of Ramadan, Qataris are keen on exchanging visits with family and neighbors.
- Among the most important traditional dishes are: Harees, Tharid and Luqaimat.

### Eids:

- ▶ Qataris are keen on performing the Eid prayer.
- ▶ Qataris are keen on wearing new clothes.
- ▶ Some children also sing traditional songs.

## Activities and Exercises



### First: Activities:

#### Activity 1:

There are three circles. Each circle is related to some customs and traditions in Qatari community. Arrange the letters in each circle to get the answer to each of the following questions:

The Qatari citizen is distinguished by his/ her:  
.....

Qataris participate with each other in happy occasions, especially:  
.....


One of the famous popular games:  
.....

#### Activity 2:

There are a group of pictures that express some of the customs and traditions in Qatar. Determine the kind of customs these pictures are related to, and what is it called.

What is the kind of customs and traditions this pictures belongs to?

What do the pictures represent?



## Second: Exercises:



### ► Question 1: Choose the Correct Answer:

A. The Qatari presents to his guest when he comes to his house:

Flowers

Arabic coffee

Gifts

B. Among Qatari sweets:

Harees

Tharid

Luqaimat

### ► Question 2: Put a (✓) Mark in Front of the Correct Statement and a (x) Mark in Front of the Incorrect Statement:

- Qatari hospitality includes offering guest oud and perfume. ( )

- One of the games that girls are famous for is the game of Al Dahrawj. ( )

### ► Question 3: Mention the rituals of Wedding Celebrations in Qatar.

.....

.....

► Question 4: Match the words in Column (A) with the appropriate in Column (B):

(A)	(B)
Al Bisht	One of the traditional Qatari games
Thobe Al Nashel	Is presented to the guest
Oud	Of women's clothes
Al Dahrawj	Of men's clothes

► Question 5: Correct the Underlined Words:

A. Qataris perform the Eid prayer indoors.

(Correction: .....)

B. Qataris break their fast in Ramadan with coffee and Al fawala.

(Correction: .....)

► Question 6: Mention Some of the Traditional Dishes That Are Served during Month of Ramadan.

.....



# 7

## Lesson 7:

# My Rights



### The student is expected to:

- ▶ Know the rights and duties and practice his rights as a child.
- ▶ Know his basic rights as a child.
- ▶ Practice his basic rights as a child.



### Concepts I learn:

- ▶ The Basic child rights.



### Values I learn:

- ▶ Appreciating the right of all to have their rights.
- ▶ Expressing my opinion with honesty and respect before others.

## Preparation:

I wonder: What are the basic child rights?

► **First:** The right to food and housing

I learn:



- My country Qatar provides all my needs such as:

-Healthy foodstuffs, and pure drinking water

-Appropriate and safe houses.

I look and observe:



I live with my family in a house,  
where I feel safe and happy.



I have my right to healthy, balanced  
food; for my body to grow properly.

## ► Second: The right to family care

**I learn:**



My family provides me the necessary care and proper upbringing.

**I observe and conclude:**



- I am getting my right to care, attention and safety in my family.
- My mother is taking care of me and helping me to understand my lessons.
- My father is providing me all I need from food, housing and clothing.
- In my family I am learning the good manners and morals.



I observe and I conclude:



### ► Third: The right to education

- There are advanced and modern schools in my country Qatar.
- My country provides us with all we need to learn, excel, create and innovate.





## - I practice my rights in my school:

- ▶ I read, write and learn new, useful and beneficial things.



- ▶ I practice the activity, that I want and the hobby, that I like.



- ▶ I learn the tolerant principles of Islam.



- ▶ I acquire values and morals, and practice the customs and traditions of my country.





## ► Forth: The right to health care

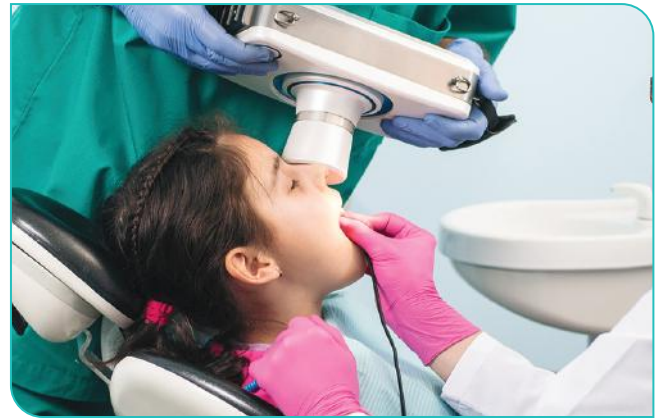
I learn:



- In my country Qatar, there are hospitals equipped with the modern medical equipment.
- The hospitals and health centers in my country provide all medical services.



I observe and I conclude:



## Among my rights:

- 1- Entitled to the medical services and the treatment.
- 2- Entitled to the vaccinations needed to prevent diseases.


## ► Fifth: The right to security and safety

### I learn:



- Security is a great blessing from Allah.
- Security men in my country Qatar achieve security and maintain order, and guard our coasts and borders from dangers

### I observe and I conclude:



I live in my country Qatar in security and stability, and feel reassured and safe.

### Activity:



Write a word of thanks to the security men in our country; appreciating their role in achieving the security

.....

.....

.....

.....

.....



## ► Sixth: The right to play

I learn:



- There are beautiful beaches in my country Qatar, such as: Sealine Beach, Khor Al Udaid Beach and Dukhan Beach.
- There are many public gardens, parks and sports clubs in my country Qatar.



Activity:



Mention names of some parks and gardens, which you visit in Qatar.

.....

.....

.....

I observe and I conclude:



I practice my right to play, enjoy and walk in the parks, gardens and beaches of my country.

## ► Seventh: The right to expression and participation

I learn:



In my country Qatar, everyone in the community can express his opinion, thoughts and feelings.





I observe and I conclude:



## I have the right to:

- Express my feelings, thoughts and opinions.
- Express all the questions that are on my mind.



# I remember

## The basic child rights are:

- ▶ The Right to Food and Housing.
- ▶ The Right to Family Care.
- ▶ The Right to Education.
- ▶ The Right to Health Care.
- ▶ The Right to Security and Safety.
- ▶ The Right to Play.
- ▶ The Right to Express and Participate.



## Activities and Exercises



### First: Activities:

I Tell classmates how I expressed my opinion of patriotism in the morning assembly.

## Second: Exercises:



### ► Question 1: Fill in the blanks with words between the brackets:

(gardens and parks — read and write — healthy food - necessary vaccinations)

- I have the right to get the ..... to prevent diseases.
- In our country, there are many ..... to practice my right to play, enjoy and walk.
- In the school, I practice my rights to ..... and learn useful and beneficial things.
- I get my right to balanced ..... for my body to grow properly.

### ► Question 2: Write the appropriate type of right under each of the following statements:

- Jasem went to Hamad General Hospital to do the necessary medical examinations.

.....

- Fatma practices the activities, which she likes at her school.

.....

- Abdullah drew a nice painting, in which he expressed his love and appreciation for His Highness the Amir of the country

.....

# 8

## Lesson 8:

# My Duties



### The student is expected to:

- ▶ Know the rights and duties and practice his rights as a child.
- ▶ Differentiate between duties and rights.
- ▶ Know his duties towards his community.



### Concepts I learn:

- ▶ My duties.



### Values I learn:

- ▶ I respect all my family members and appreciate them.
- ▶ I commit to performing all my duties towards my community.



## Preparation:

**Hamad sat down with his family, and said:**

“Today I learned many of my rights from my teacher, such as: my right to education, my right to play and my right to express my opinion.”

**His mother said:** “That’s wonderful Hamad, and did you learn your duties too?”

**Hamad said:** “I want to know my duties, and I will commit to them.”



What are your duties towards your family and school?

.....

## My duties towards my family:

I think:



What should I do before...?

- I demand my right to a clean room.



- I demand my right to go on a picnic in the weekend.



- I ask my little brother to hear me and not interrupt my speech.



**I learn:**



- I keep my room and my house clean.

- I respect my family members and co-operate with them.

- I obey my father and mother and not to make them angry.

- I study my lessons, and not to get lazy in doing my homework.

- I listen to the speaker, without interrupting him until he is finished.



## My duties towards my School:

### I observe and I conclude:



In the class, Hamad noticed that his classmate Youssef was tampering with the seat, which he was sitting on, so he told him: "What you are doing will damage the seat." "But it's my seat, and it's one of my rights, and I am free to do whatever I want." Youssef said

The teacher heard what Youssef said and told him: "The seat, which you are sitting on, is one of your rights that the State has provided you with, to learn, and you should preserve it and all the means and equipment in your school as well."





I learn:



If it is my right that the State provides me with everything I need to learn.

**Then it is my duty to:**

- Maintain the furniture of my school.
- Respect my teacher and classmates and all the staff of my school.
- Keep my school clean.





## Learn the duties towards the Community:

- I respect customs and traditions of my country, and maintain them.
- I maintain the public and private properties in my country.
- I participate in campaigns to beautify streets and neighborhoods with my friends and neighbors.
- I commit to the instructions of security men and traffic officers, to keep myself and the others safe.

**Think and Answer:**




**Express your opinion on the following situations.**

The Situation	Agree	Disagree
1. Participation in campaigns to clean the environment.		
2. Picking flowers in the public garden.		
3. Commitment to the national costume on public occasions.		
4. Cross the road while the traffic light is red.		

Express the following pictures:



I discuss with my classmate:



I Write a short paragraph in the school magazine about some of my duties towards the Community.

Values I learn:

I respect people, being polite with them and earn their respect.





### Activity:

Under the supervision of the teacher, choose with classmates a group of rights corresponding to a group of duties, and I represent the rights, while my classmate represents the duties.



# I remember

## My duties towards my family:

- ▶ I keep my room and my house clean.
- ▶ I respect my family members.
- ▶ I obey my mother and father.
- ▶ I study my lessons.
- ▶ I listen to who is speaking, without interrupting him.



## My duties towards my school:

- ▶ I maintain the furniture of my school.
- ▶ I respect my teacher and classmates and all the staff of my school.
- ▶ I keep my school clean.



## My duties towards the Community:

- ▶ I respect customs and traditions of my country.
- ▶ I maintain the public properties.
- ▶ I commit to the instructions of security men and traffic officers.

## Activities and Exercises



### First: Activities:

Add a group of pictures or improper behavioral sentences in the performance of duties, and then request commenting on them for correction.





## Second: Exercises:

### ► Question 1: I Fill in the blanks with words between the brackets:

(security men and traffic officers - my room clean -  
my teacher and classmates - customs and traditions)

- It's my duty towards my house to keep .....
- It's my duty towards my country to respect ..... and maintain them.
- It's my duty to respect ..... and all the staff of my school.
- It's my duty to commit to the instructions of ..... to keep myself and the others safe.

### ► Question 2: : I write the word (Right) or the word (Duty) in front of the following:

- I spend a beautiful day on a clean beach in my country. (.....)
- I learn with modern educational resources in school. (.....)
- I maintain the public and private properties in my country. (.....)

# 9

## Lesson 9:

# Helping Others



**The student is expected to:**

▶ Helping others in the time of need according to his abilities.



**Concepts I learn:**

▶ Helping others.



**Values I learn:**

▶ Helping others shows the mercy and cooperation between us.

## Preparation:

I read and discuss:



The teacher said to the students in the class: Helping others is one of the good deeds that God loves so has any one of you helped others by any way? tell us about it?

I look and answer verbally:



- Which one of the previous deeds you like?
- If someone ask you to help him, will you help him?
- What is the reward you expect when you help others?


I think:



How can I help others?

I observe and conclude:






### I learn:

The deeds to help others are many and including:

- I help with housework and keeping my room clean and tidy.
- I bring something to my father without delaying when he asks for it.
- I help my little brother with everything he asks me to do and if I can.
- I help my classmate in understanding some homeworks.
- I take the initiative to help an old man when I see him can't walk.




### Activity:

I describe my feeling when helping others.





**I discuss with classmate:**



What are the benefits of helping people?



**I learn:**



Benefits of helping people are as follows:

- Love, affection and fraternity spreading among people.
- Obtaining God's pleasure and love.



**I look and think:**



This person needs a help to get to the door so how can I help him?



## Values I learn:

Prophet Muhammad (PBUH) said: The most beloved people to Allah are those who are most beneficial to people. The most beloved deed to Allah is to make a Muslim happy. Authentic according to Al-Albani.



### Activity:



I talk to my classmates about some situations in which I helped others and explain to them the results.



## I remember

**The deeds I do to help others are many and including:**

- ▶ I help with housework.
- ▶ When my father asks for something, I bring it to him.
- ▶ I help my little brother with everything he asks me to do.
- ▶ I help my classmates
- ▶ When I see an elder, I take the initiative to help him.



**Benefits of helping people are:**

- ▶ Love, affection and fraternity spreading among people.
- ▶ Obtaining God's pleasure and love.

Activities  
and Exercises



First: Activities:

By the help of the visual arts teacher express your help to others by drawing.



Second: Exercises:

► Question 1: Match the situation in column (A) with the correct behavior in column (B):

(A)

My little brother wanted to wash his hands.
My father asked to bring him his glasses.
I saw our neighbor carrying many bags.
I left the mosque with my grandfather.

(B)

I brought my grandfather's shoes and put them on the floor in front of him.
I hurried to my father's office and brought him his glasses.
I put a small chair for my brother to stand on and wash his hands.
I helped our neighbor to carry some bags.



► Question 2: Put a (✓) mark in front of the right phrase and a (X) mark in front of the wrong phrase:

- I help my parents with the housework and keep my room clean. (        )
- I help my mate to break the branches of the garden trees. (        )
- I help my sister and do the homework for her. (        )





# 10

## Lesson 10:

# The Economic Activity in the State of Qatar



### The student is expected to:

- ▶ Learn about the most prominent human activity in the State of Qatar.
- ▶ Learn about some types of the jobs people of his country work in and their benefits.
- ▶ Understand the relationship between the characteristics of environment and the economic activity of the population.



### Concepts I learn:

- ▶ The economic activity.



### Values I learn:

- ▶ I appreciate the efforts of the State of Qatar, which seeks to meet all the needs of the population.

## Preparation:

Allah has blessed our country, Qatar, with natural resources, the most important of which are: oil and natural gas. In recent years, our country has witnessed great development in all fields.

**What are the most prominent economic activities in our beloved country Qatar?**

**What are the jobs of most people in Qatar?**



## The Economic Activity in the State of Qatar:

### ► First: Industrial Activity:

There are many projects in our country to extract oil and natural gas, and to export it abroad.

In my country, Qatar, there are many important factories.

What are the most important industries in our country Qatar?






I observe and conclude:



Liquefied Gas Industry



Petroleum Refining



Food Industries



Dairy Industry

I think:



► There are many buildings and towers in my country, so what industries do they need?

.....





**I observe and Learn:**



Aluminum Industry



Steel Industry




Cement Industry



**I observe and conclude:**

Many of Qatar's residents work in the field of industry, oil extraction, natural gas, and construction and urbanization.



**Activity:**

I collaborate with my colleagues in preparing an illustrated magazine titled: "Industry in My Country."

Paste on it various pictures of industries in the State of Qatar.

## ► Second: Commercial Activity:

- There are many commercial activities in our country Qatar.
- Many people in Qatar work in the field of commerce and marketing.

I learn:



وزارة التجارة والصناعة  
Ministry of Commerce and Industry  
دولة قطر • State of Qatar



The State of Qatar encourages commercial activity through:

- Establishing of “Hamad” sea port.
- Renovating old markets.
- Building modern commercial centers “Malls”.



City Center Doha



Souq Wagif



Hamad Port

### Activity:



I suggest to my family a visit to Souq Waqif or one of the modern malls to get to know the business activities in it. Then I talk to my colleagues about what I saw.

### ► Third: Agricultural Activity:

The State of Qatar imports most of its needs of agricultural products from abroad, and few residents of the State of Qatar work in agricultural activities.

### I think:



► Is our country Qatar an agricultural country? And why?

### I learn:



- My country Qatar is not an agricultural country; This is due to the nature of its desert lands, and the lack of rain.







**For Your Information:**

The government of the State of Qatar is making great efforts in the field of agricultural production, and the establishment of many farms.



**Activity:**

I write a thanking and appreciation letter to the government of the State of Qatar, as it seeks to meet all the food needs of the population.

.....


.....

.....

.....

.....

.....



## I remember

### The most important industries in the State of Qatar:

- ▶ Petroleum refining.
- ▶ Dairy industry.
- ▶ Food industry.
- ▶ liquefied gas industry.
- ▶ Cement industry.
- ▶ Steel industry.
- ▶ Aluminum industry.



### The State of Qatar encourages commercial activity through:

- ▶ The establishment of Hamad Port.
- ▶ The renovation of old markets.
- ▶ Building modern commercial centers “Malls”.



### Agricultural Activity:

- ▶ Qatar imports most of its agricultural products from abroad.



# Activities and Exercises



## First: Activities:

With the help of your teacher, write a maximum of five lines essay about the commercial activity in the State of Qatar.

.....

.....

.....

.....

.....





## Second: Exercises:

### ► I think and then choose from the alternatives;

- Few of the population in the State of Qatar work in:  
(industrial - agricultural - commercial) activities
- Hamad Port was established:  
(To activate trade - to extract natural gas - for fishing)

### ► Question 2: Put a (✓) mark in front of the right phrase and a (X) mark in front of the wrong phrase:

- Many people in Qatar work in the construction and urbanization field. ( )
- There are many important factories in my country Qatar. ( )
- The State of Qatar is encouraging commercial activity by destroying old markets. ( )