





Book & Pen



# ENGLISH



Name : .....

Class : .....

School : .....

Prepared by  
**Amany Essa**





Unit	Vocabulary	Grammar	Writing	Conversation
Revision				
Unit 1 My favorite animal	cat - dog- horse- camel- elephant-dolphin- tiger ostrich-octopus- giraffe.	Articles (a /an) أدوات التعريف (a/an)	كتابة اسم الصورة باستخدام أداة التعريف الصحيحة	What's your name?  My name is.... .
Unit 2 My family	father- mother- sister- aunt - uncle- cousin- baby- grandfather- grandmother	Subject pronouns ضمائر الفاعل	كتابة كلمة مع أداة التعريف كتابة جملة لتعريف أي فرد من أفراد الأسرة.	How are you? I'm fine thank you. I'm good.
Unit 3 She is a nurse	vet- doctor- dentist- pilot- baker- chef- farmer- engineer- teacher- nurse.	Verb to (be) فعل (يكون)	كتابة كلمة مع أداة التعريف. كتابة جملة عن الوظائف باستخدام v.to be.	How old are you? I'm nine. What's your father's job? He is a vet.
Unit 4 My favorite toy	doll- ball- guitar- car- cubes- kite- bike - train puzzle - teddy bear- robot.	Singular /plural المفرد والجمع	كتابة كلمة مع أداة التعريف الصحيحة. كتابة جملة في صيغة المفرد وصيغة الجمع .	Where do you live? I live in Cairo.
Unit 5 My school bag	bag- desk- school- easer- sharpener- book- pencil case	Demonstratives أسماء الإشارة	كتابة جملة باستخدام اسماء الإشارة و (verb to be)	Where are you from? I'm from Egypt.
Unit 6 At the park	Sky- moon- river- flowers- park- sun- cloud- tree- sand- lake rainbow- star- grass.	What is this? ما هذا؟ What are these? ما هؤلاء؟	كتابة كلمة مع أداة التعريف الصحيحة. كتابة جملة باستخدام أدوات التعريف المفرد والجمع القريب والبعيد	Can I go to the bathroom? Yes, you can.

































Unit	Vocabulary	Grammar	Writing	Conversation
<b>Unit 7</b> Who is this?	carpenter- butcher- mechanic- mail carrier - cleaner- driver- police officer - firefighter.	Who is this? من يكون؟	كتابة كلمة مع أداة التعريف الصحيحة. كتابة جملة لتوضيح وظيفة لشخص باستخدام .u. to be	<b>What do you want to be?</b> I want to be a teacher.
<b>Unit 8</b> Nouns/ verbs	swim- jump - sleep- drink- write- run- go- read- fly-	Types of nouns. أنواع الأسماء. Types of verbs. أنواع الأفعال.	كتابة كلمة مع أداة التعريف إذا لزم الأمر ثم تحديد نوعها.	Can I borrow your book, please? Sure, her you are.
<b>Unit 9</b> I can kick	play- kick- throw- hit- sing- draw- cut- climb- chop- hop- ride- catch	Can- Can't For the ability. أستخدام can- can't للتعبير عن القدرة.	كتابة جملة توضح ما يستطيع الشخص أن يفعله وما لا يستطيع أن يفعله.	Can you ride a bike? Yes, I can. No, I can't.
<b>Unit 10</b> A slow turtle	big- small- tall- short- pretty- ugly- fast- slow- happy- sad- fat- thin- old- young- cold- hot- clean- dirty	The adjectives الصفات وتحديد مكانها بالجملة.	كتابة اسم الصورة مع وصفها بكلمة سابقة للاسم.	<b>Do you like pizza?</b> Yes, I do.
<b>Unit (11)</b> On the farm	cow- horse- donkey- cat- rabbit- goat- hen- sheep- duck- dog.	How many....? كم عدد	كتابة عدد الأشياء التي بالصورة مع الاسم الجمع	<b>How many sisters do you have?</b> I have two sisters.
<b>Final Exam</b>				



## Revision on the Alphabet

1. Fill in the blanks with the correct letter :



3. Look and circle the correct answer:

<p>1</p>  <ul style="list-style-type: none"> <li>▪ door</li> <li>▪ cat</li> </ul>	<p>2</p>  <ul style="list-style-type: none"> <li>▪ bag</li> <li>▪ pen</li> </ul>
<p>3</p>  <ul style="list-style-type: none"> <li>▪ ant</li> <li>▪ orange</li> </ul>	<p>4</p>  <ul style="list-style-type: none"> <li>▪ elephant</li> <li>▪ igloo</li> </ul>
<p>5</p>  <ul style="list-style-type: none"> <li>▪ monkey</li> <li>▪ nose</li> </ul>	<p>6</p>  <ul style="list-style-type: none"> <li>▪ tiger</li> <li>▪ lion</li> </ul>
<p>7</p>  <ul style="list-style-type: none"> <li>▪ dog</li> <li>▪ cat</li> </ul>	<p>8</p>  <ul style="list-style-type: none"> <li>▪ rabbit</li> <li>▪ queen</li> </ul>

4. Write the small letters:

A	.....	D	.....	E	.....
Q	.....	H	.....	G	.....
J	.....	B	.....	R	.....

5. Match the small with the capital letters:

H	U	F	G	E	L	W
f	e	h	l	u	w	g







## My favorite animal



يتم ترجمة الكلمات لمساعدة ولي الأمر المتابعة مع الطفل:

cat	قطعة
dog	كلب
lion	أسد
tiger	نمر

elephant	فيل
dolphin	دولفين
alligator	تمساح
giraffe	زرافة

octopus	أخطبوط
ostrich	نعامة
camel	جمل
horse	حصان



## Phonics time

يساعد هذا الجزء من الكتاب الطفل في تثبيت النطق الصحيح عنده.



A B

Let's read it right:

◀ لاحظ أن الحرفان (ph) ينطقان كحرف (f) (ف) كما في:  
(dolphin - elephant)

◀ لاحظ أن الحرفان (ch) ينطقان (تش) كما في : (ostrich)

◀ لاحظ أن حرف الـ (i) ينطق بإسمه وليس صوته لوجود (e) بعده بحرف كما في:  
(tiger)

cat	dog	lion	tiger

elephant	dolphin	alligator	giraffe

octopus	ostrich	camel	horse





# Exercise



① Look and circle the correct answer:

1



- horse
- lion

2



- lion
- tiger

3



- horse
- camel

4



- dog
- cat

5



- ostrich
- ant

6



- giraffe
- octopus



② Match :



① giraffe.

② dolphin.



③ alligator.

④ tiger.



⑤ dog.

⑥ elephant.



③ Circle the correct picture:

① ostrich



② elephant





3 horse



4 lion



5 cat



6 camel



4 Supply the missing letters:



li-n



gi-affe



ca-el



ti-er



alli-a-or



o-to-us



dol-hin



elep-ant

5 Unscramble:

i o  
l no  
g dt a  
ct a  
n

6 Color the correct picture:



1 dolphin.



2 ant



3 alligator.



4 ostrich



# A AN THE ARTICLES

**an**

Is used before a singular word that starts with the sound of vowels (a - e - i - o - u).

تُستخدم قبل الكلمات المفردة التي تبدأ بصوت الحروف المتحركة (a - e - i - o - u).

**EXAMPLE**

► an ant.



► an egg.



► an igloo.



► an orange.



► an umbrella.



► an apple.

**a**

Is used before a singular word that starts with the consonant.

• تُستخدم قبل الكلمة التي تبدأ بصوت حرف ساكن مثل: (b - c - d - f - g - h - j - k - l - m - n - p - q - r - s - t - v - w - x - y - z).

**EXAMPLE**

► a bag



► a moon



► a cow



► a goat



► a kite



► a pen



► a horse



► a dog



9. ....orange.



11. ....onion.



13. ....moon.



15. ....car.



17. ....octopus.



19. ....girl.



21. ....book.



23. ....elephant.



25. ....pen.



10. ....engineer.



12. ....radio.



14. ....watch.



16. ....ear.



18. ....boy.



20. ....chair.



22. ....teacher.



24. ....ant.



26. ....ostrich.



③ Listen and match:

fan

.

ear

.

key

.

olive

.



horse

.

umbrella

.

camel

.

pen

.







هذا الجزء من الكتاب هدفه تنمية مهارة الكتابة عند الطفل وكيفية التعبير عن شيء أو صورة أمامه بداية من كلمة حتى الوصول به لكتابة جملة كاملة صحيحة.



### ① Look and write as in the example:

يجب التأكيد على الطفل على كتابة (a / an) قبل كل كلمة حسب أول صوت بها



1. an alligator.



2. a dolphin.



3. ....



4. ....



5. ....



6. ....



7. ....



8. ....



9. ....



10. ....



11. ....



12. ....



### ② Let's make a sentence.

Trace then write:

هذا الجزء يساعد على تنمية مهارة تكوين الجملة عند الطفل ويجب على المعلم تكرار الجمل على سماع الطفل وهو يتتبعها .

① I can see a tiger.



② I can see a cat.



③ I can see an alligator.



④ I can see .....



⑤ I .....





## Conversation time



هذا الجزء من الكتاب هدفة تنية مهارة التحدث عند الطفل ومساعدته في التعبير عن أي شيء وتعريف نفسه شفهيًا.



Hello, what's your name?

My name is Aysel.



Hello, what's your name?

I am Tameem.



• يقوم المعلم بالشرح للطفل أن السؤال عن الاسم ممكن الإجابة عنه بطريقتين:

ملاحظة

○ اسمي يكون My name is

○ أنا أكون I am

• كما يوضح للطفل ضرورة وضع ( ? ) بنهاية السؤال ووضع ( . ) بنهاية الإجابة . وتكرار ذلك كل مرة .



1. Trace then complete:



What's your name?

► My name is Yara.



What's your name?

► I am Omar.



What's your name?

► My ..... is Lili.



What's your name?

► I ..... Ali



What's your name?

► My ..... Sara.



father	mother	brother	sister

baby	uncle	aunt

cousin	grandfather	grandmother

## Phonics time



Let's read it right:

لاحظ أن الحروف (the) تنطق (ذ) كما في:

(father – mother– brother– grandfather–  
grandmother):





## subject pronouns ضمائر الفاعل



A pronoun replaces a proper noun (name) in the sentence.

الضمير يحل محل الأسماء في الجملة.

- **EXAMPLE** Maria is my friend. **She** is kind.

مع الإيضاح للطفل أن الاسم يكتب بأول جملة في الحديث ثم نستبدله بالضمير في الجمل التالية. والتأكيد على أن الضمير دائماً يعود على الاسم الفاعل الموجود بالجملة الأولى (لأهمية ذلك فيما بعد).



I



He



She



It

Trace and write :

I	He	She	It

**I** : It's the first person when someone talks about himself, he uses the pronoun (I), he doesn't say his name.

عندما يتحدث أي شخص عن نفسه يستخدم الضمير (I) ولا يقول اسمه.

- **EXAMPLE** I am Aysel.



It

: It refers to anything that can't talk or think like animals, birds, plants.....etc.

تشير إلى أي شيء لا يستطيع التحدث أو التفكير مثل الحيوانات والطيور والنباتات...هكذا.

- EXAMPLE It is a bag.



He : It's used instead of any one boy like dad, doctor, uncle.....

يستخدم بدلاً من أي مفرد مذكر.

- EXAMPLE He is my father.



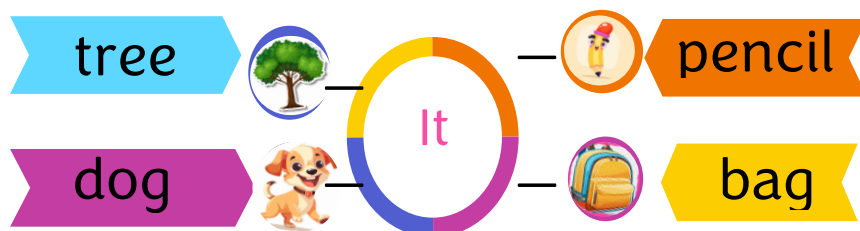
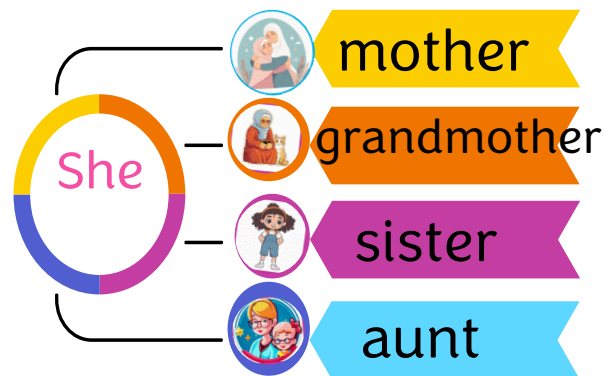
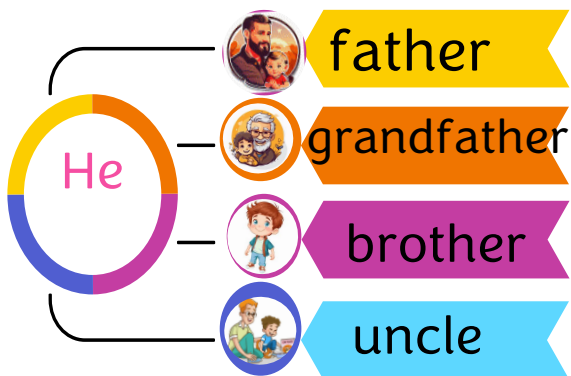
She : It's used instead of any one girl like mother, sister, aunt.....

يستخدم بدلاً من أي مفرد مؤنث.

- EXAMPLE She is my sister.



يفضل تدريب الطفل على ضمائر الفاعل المفرد أولاً ثم إعطاؤه الجمع.



doctor	vet	dentist	Pilot

baker	farmer	chef

engineer	teacher	nurse

## Phonics time



Let's read it right:

لاحظ أن الحرفان (ch) ينطقان (تش) كما في teacher :  
 لاحظ أن الحرف (g) ينطق كحرف (j) إذا جاء بعده (e / l / y) كما في  
 (engineer).

لاحظ أن صوت حرف (u) ينطق كصوت الـ (e).

إذا جاء بعده حرف (r) كما في (nurse).

لاحظ أن حرف (i) ينطق بإسمه في كلمة (pilot).







# Exercise



## ① Complete with (am – is – are):

1. He .....a dentist.



2. She .....a nurse.



3. They .....farmers.



4. She .....a teacher.



5. I .....a baker.



6. He .....a pilot.



7. We .....engineers.



8. I .....a doctor.



9. They .....cousins.



10. We ..... nurses.



11. They .....dogs.



12. It .....a lion.



## ② Circle the correct answer:

1. It is are a dolphin.



2. They is are cats.




3. He is are an engineer.



4. I am are a pilot.



## Quiz (3)

 1) Supply the missing letters: \_\_\_\_\_



1 de- ti- t



2 en- in- er



3 tea- -er



4 b- k- r

 2) Unscramble: \_\_\_\_\_

h f  
c e



1 .....

n r  
s u e



2 .....

l p  
o t i



3 .....

r o c  
d t o



4 .....

 3) Choose the correct answer: \_\_\_\_\_

- 1 I (am - is- are) a pilot.
- 2 She (am -is- are) a nurse.
- 3 He is (a - an- am) engineer.
- 4 She is a (nurse- lion- tiger).
- 5 My grandfather (am - is- are) kind.
- 6 It is (a -an- am) giraffe.
- 7 (I - We- He) are cousins.
- 8 He is an (baker- engineer- pilot).

 4) Look and complete: \_\_\_\_\_











1 He .....a teacher.

2 .....is.....nurse.



① Write as in the example:

1. 	robots .	2. 	a train .
3. 	.....	4. 	.....
5. 	.....	6. 	.....
7. 	.....	8. 	.....

• Let's make a sentence:

Trace then write:

① They are bikes.



② It is an octopus.



③ They are .....



④ It is .....



⑤ They .....







## Conversation Time



يجب التوضيح للطفل شفهيًا إنه عند سؤاله عن المكان الذي يعيش فيه يكتب اسم محافظته ويجب أن يبدأ بحرف كبير (capital) كما يلي:



Where do you live?

I live in Alexandria.



بمعنى (أين تعيش؟) والإجابة ( أنا أعيش في الإسكندرية).



ويكرر المعلم السؤال على الطفل مع تغيير المحافظة كما يلي:

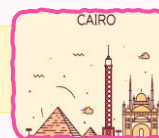


1 Trace then complete:



Where do you live?

I live in Cairo.



Where do you live?

I live in Luxor.



Where do you live?

I live in.....



Where do you live?

I live in.....



## GRAMMAR

## Demonstratives

## Singular

near

This

far

That

## Plural

near

These


far

Those

**This**

Is used to refer to a singular noun near us.

تستخدم للإشارة للأسماء المفرد القريبة منا.

Example: • **This** is my book.**That**

It's used to refer to a singular noun far from us.

تستخدم للإشارة للأسماء البعيدة عنا.

Example: • **That** is a tiger.**These**

It's used to refer to plural nouns near us.

تستخدم للإشارة للأسماء الجمع البعيدة عنا.

Example: • **These** are my pencils.**Those**

It's used to refer to plural nouns far from us.

تستخدم للإشارة للأسماء الجمع البعيدة عنا.

Example: • **Those** are cats.

## ④ Choose and complete:



This is

These are

1. ....pens.



This is

These are

2. .... a pen.



This is

These are

3. ....books.



This is

These are

4. .... a book.



This is

These are


5. ....a dog.



This is

These are

6. .... dogs.



This is

These are

7. ....rulers.



This is

These are

8. .... a ruler.



This is

These are

9. ....an apple.



This is

These are

10. .... apples.





7. What are these?

• They are .....



8. What are those?

• They are .....



9. What is this?

• It is .....



10. What is that?

• It is .....



## 2 Rearrange:

1. That - rainbow- is- a.

▶ .....

2. are- Those- clouds.

▶ .....

3. This - grass- is.

▶ .....

4. moon - is- That- a.

▶ .....

5. is - What - this-?

▶ ..... ?

6. are - These- flowers.

▶ .....

7. Those - stars- are.

▶ .....

8. a - That- lake- is.

▶ .....


## 3 Look and tick ☒:



A That is a star.

☐

B Those are stars.

☐


A That is a river.

☐

B Those are rivers.

☐


A This is a flower.

☐

B These are flowers.

☐


A This is a sun.

☐

B That is a sun.

☐

## Verbs الأفعال



A verb is a word that tells:

- What someone or something does.

الفعل هو كلمة تخبر بما يفعله شخص أو شيء ما.

- It can describe an action or a feeling.

• من الممكن أن تصف الحركة او الشعور.

## Action



play



ride



swim



jump



walk



sing



cry



stand up

## feeling



love



like



hate

## Examples

- ▶ Two boys build a snowman.
- ▶ The boys smile.
- ▶ They roll snowballs.





13.

write

- verb.
- noun.



14.

butcher

- verb.
- noun.



③ Join each picture with the correct kind of noun:



1.

- Person.
- Place.
- Thing.



2.

- Animal.
- Place.
- Plant.



3.

- Person.
- Animal.
- Thing.



4.

- person.
- Animal.
- Thing



5.

- Person.
- Place.
- Thing.



6.

- person.
- Place.
- Thing



7.

- Person.
- Place.
- Thing.



8.

- person.
- Animal .
- Thing



9.

- Person.
- Place.
- Thing.



10.

- person.
- Place.
- Thing







① Look and write a word then choose as in the example:




pilot

(verb - noun)




.....  
(verb - noun)



.....  
(verb - noun)



.....  
(verb - noun)



.....  
(verb - noun)



.....  
(verb - noun)



.....  
(verb - noun)



.....  
(verb - noun)



.....  
(verb - noun)



.....  
(verb - noun)



.....  
(verb - noun)



.....  
(verb - noun)



### 3 Complete with the correct word :



1 (can – is – can't)

- ▶ It is a monkey.
- ▶ It can climb the tree.
- ▶ It can't swim.



2 (write – Omar – is – boy)

- ▶ He is .....
- ▶ He is a .....
- ▶ He can .....



3 (can – can't – are)

- ▶ They .....fish.
- ▶ They ..... swim.
- ▶ They .....fly.



4 (is – can't – can)

- ▶ He .....a baby.
- ▶ He .....eat.
- ▶ He .....read.



5 (run – horses – sing)

- ▶ They are.....
- ▶ They can.....
- ▶ They can't .....



6 (is – can't – can)

- ▶ She .....my grandmother.
- ▶ She .....eat.
- ▶ She .....walk.



7 (can – can't – an)

- ▶ It is .....elephant.
- ▶ It .....walk.
- ▶ It .....sing.



8 (are – can't – can)

- ▶ They .....birds.
- ▶ They .....fly.
- ▶ They .....swim.



## Conversation Time



يجب تدريب الطفل شفهيًا على سؤاله عن عدد أفراد الأسرة لديه وكيفية الإجابة عليه كما يلي



How many sisters do you have?

كم عدد الأخوات لديك؟

I have three sisters.



ويجب تكرار السؤال على الطفل مع تغيير الأشخاص كما يلي:



1 Trace then complete:

How many brothers do you have?

I have four brothers .



How many aunts do you have?

I have ..... .



How many cousins do you have?

I have ..... .







## EXAM 1



1) Supply the missing letters:



1 e-epha-t



2 fl- -er



3 do-k-y



4 d-lp-in



2) Unscramble:

u k  
d c



1 .....

t e  
r e



2 .....

i n  
e n



3 .....

c e  
f h



4 .....



3) Circle the correct answer:



1 It is a .....turtle.  
(fast - slow)

2 It is a ....horse.  
(fast - slow)



3 It is an .....car.  
(old - new)

4 He is a ....boy.  
(happy- sad)



5 It is a ....elephant.  
(big - small)

6 She is a .....girl.  
(pretty- ugly)





## EXAM 4



1. Supply the missing letters:



1 bu-ch-r



2 dol- -in



3 sch- -l



4 alli- a-or



2. Unscramble:

a r  
p k



1 .....

t o w  
r h



2 .....

k e b  
a r



3 .....

r s e  
u n



4 .....



3. Complete with (This - These):

1 ..... are farmers.

2 .....is an octopus.

3 .....are robots.

4 .....are cows.

5 .....is a bike.

6 .....is a dolphin.



4. Look and choose the correct answer:



1  
(is - can)

He .....kick.



2  
(can - can't)

He .....swim.



7  
(is - can)

It .....fast.



8  
(This - that)

.....is a sun.





2

(That - Those) are trees.



3

It (can - can't) swim.



4

My grandfather (is - are) kind.



5

I can (kick - drink) the ball.



5. Look and answer



1

• Who is that?

○ It is .....



2

• What are these?

○ They are .....



3

• How many dolls?

○ .....



4

• How many pens?

○ .....

