

Family and Friends 1

Workbook

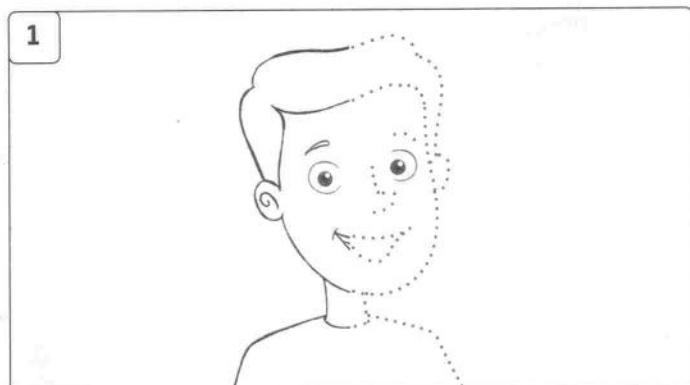


Naomi Simmons


OXFORD

Lesson One


1 Trace and circle.



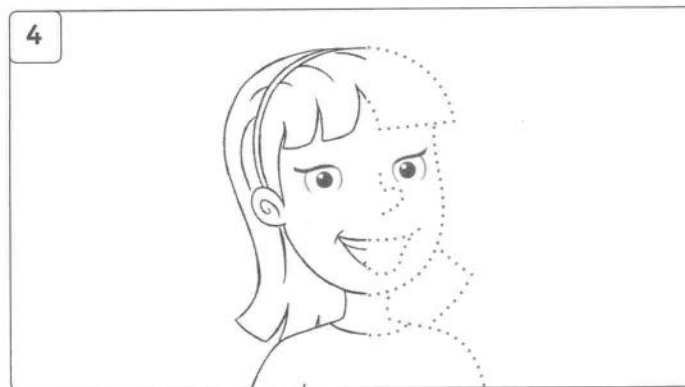
My name's **Tim** / Billy.



My name's **Rosy** / Billy.




My name's **Miss Jones** / Tim.



My name's **Miss Jones** / Rosy.

2 Draw yourself and write.




What's your name?

My name's _____.

1 Write.

name you I'm Bye Hello Tim



2 Match.



1 Hello. ☐ b

2 How are you? ☐

3 What's your name? ☐

4 Goodbye. ☐

a Bye.

b Hello.

c I'm fine.

d My name's Tim.




What's your name?

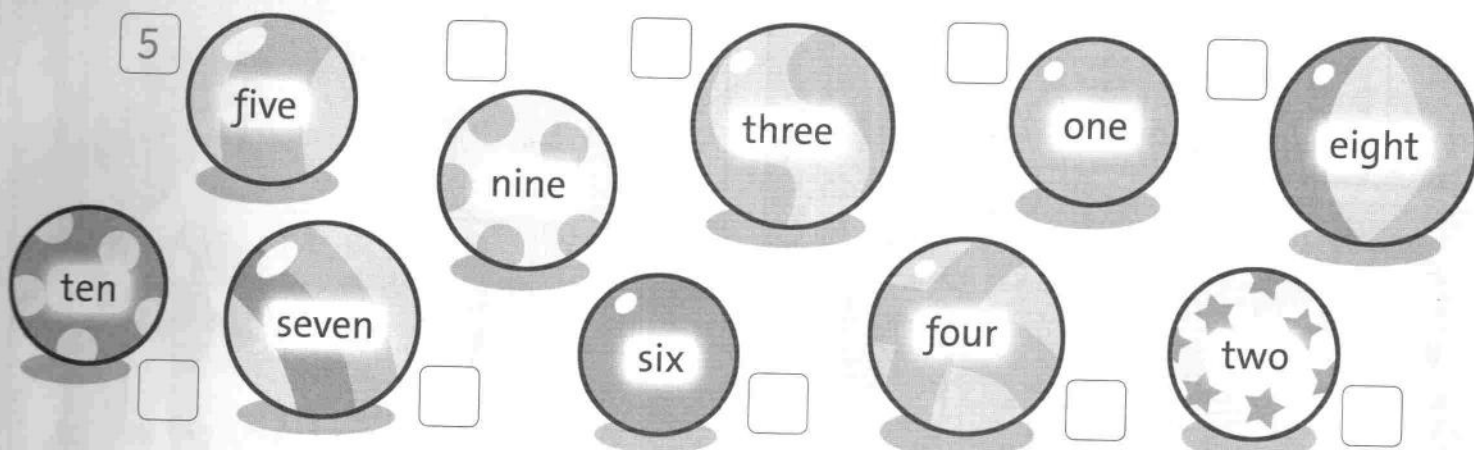
Starter

Lesson Three


1 Write. Then point and say.




2 Write the numbers.



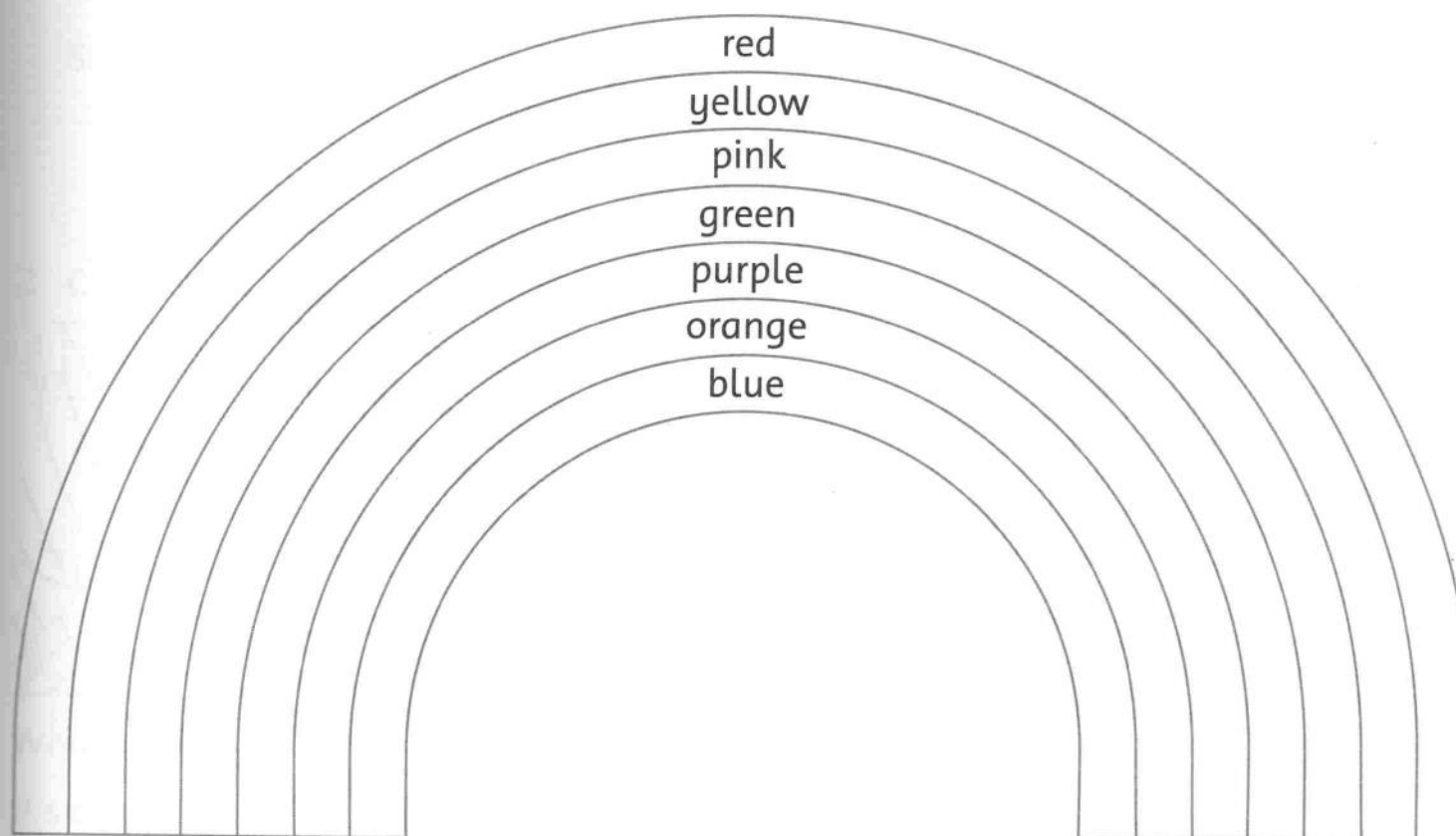
3 Write.



1 Write.

S W M T F ~~S~~ T

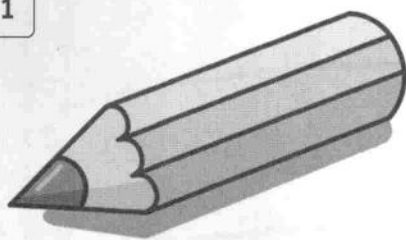
2 Read and colour.




Lesson One Words

1 Circle the correct word.

1


book / pencil

2



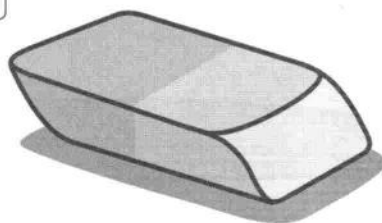
book / ruler

3



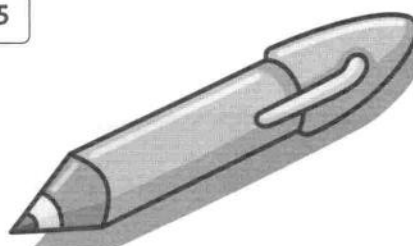
ruler / rubber

4




rubber / pen

5



book / pen

2 Write.

1 ruler

2 p _____

3 b _____

4 r _____

5 p _____

1 Order the words. Match.

1 pen. It's a

It's a pen. b

2 It's ruler. a

_____.

3 pencil. a It's

_____.

4 book. It's a

_____.

5 a rubber. It's

_____.


a



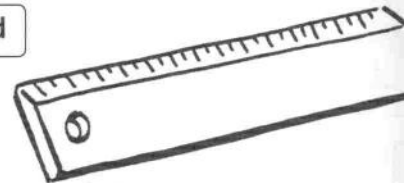
b



c



d




e



2 Colour and write.

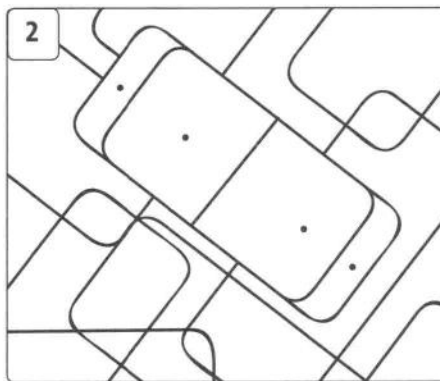
1



What's this?

It's a pencil.

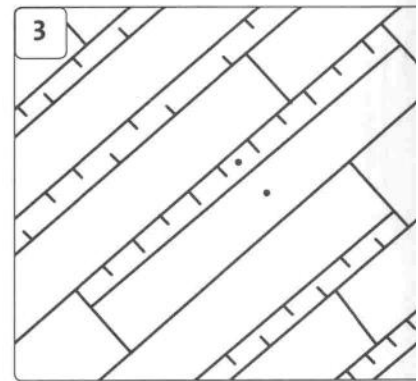
2



What's _____?

It's _____.

3

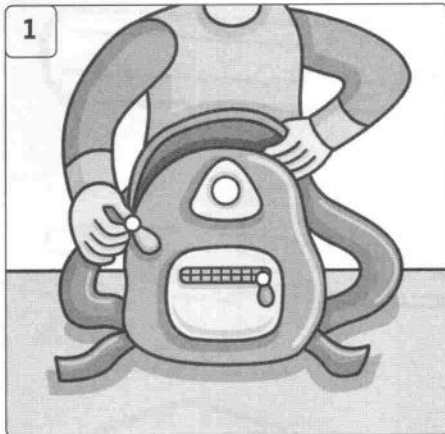


_____?

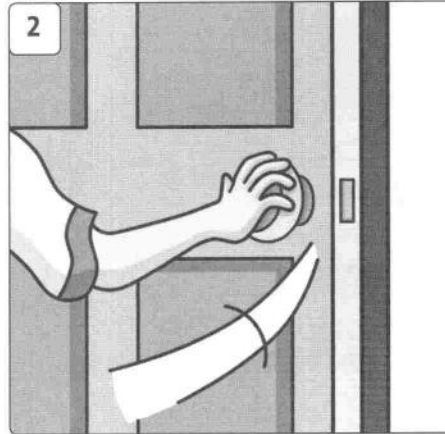
_____.

1 Write.

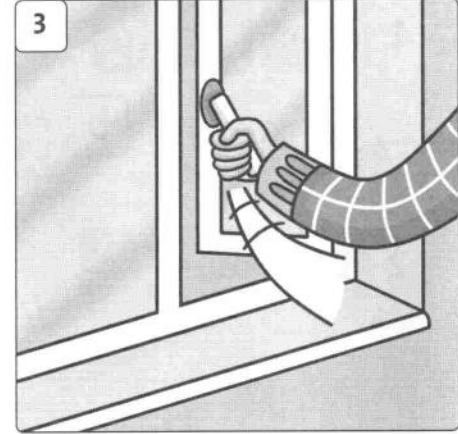
door window bag



Open the bag.



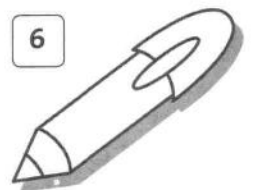

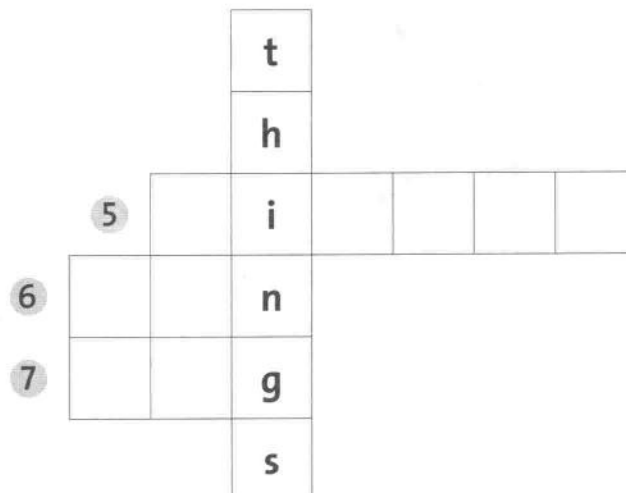
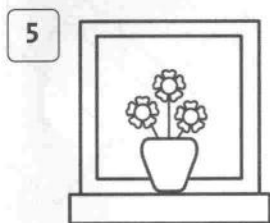
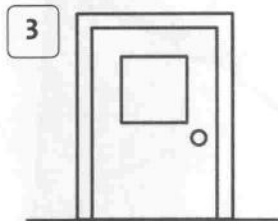
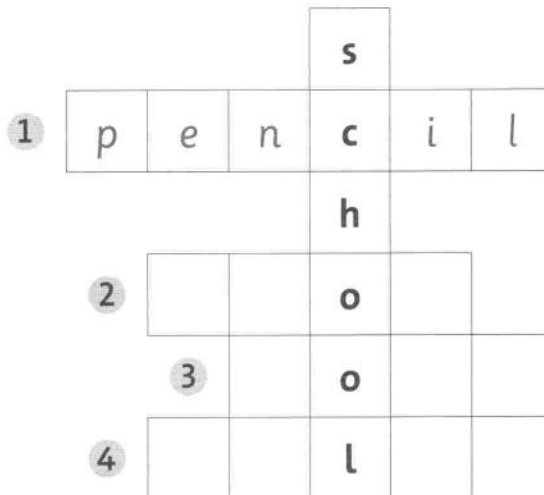
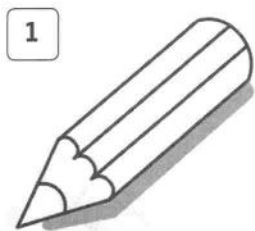
Close the _____.



Open the _____.

2 Look and write.

door window pen bag pencil book ruler




1 Trace the correct sound.




a c



d c




d a




b a

2 Write.




a pple



ird



at



og

3 Read and write the letters a, b, c and d.



The c at likes irds.

The og likes pples.

Here's the at with the ird.

Here's the og with the pple.



4 Match.

A

B

C

D

c

a

d

b

Reading

1 Circle the correct word and write.

1

My name's Emma.

Sally

Sue

Emma

2




This is my school _____.

book

ruler

bag

3



It's a _____.

pen

rubber

bag

4



And this is a blue _____.

book

ruler

pencil

5



And a red _____.

pen

pencil

rubber

2 Read and colour.

This is my pencil case.

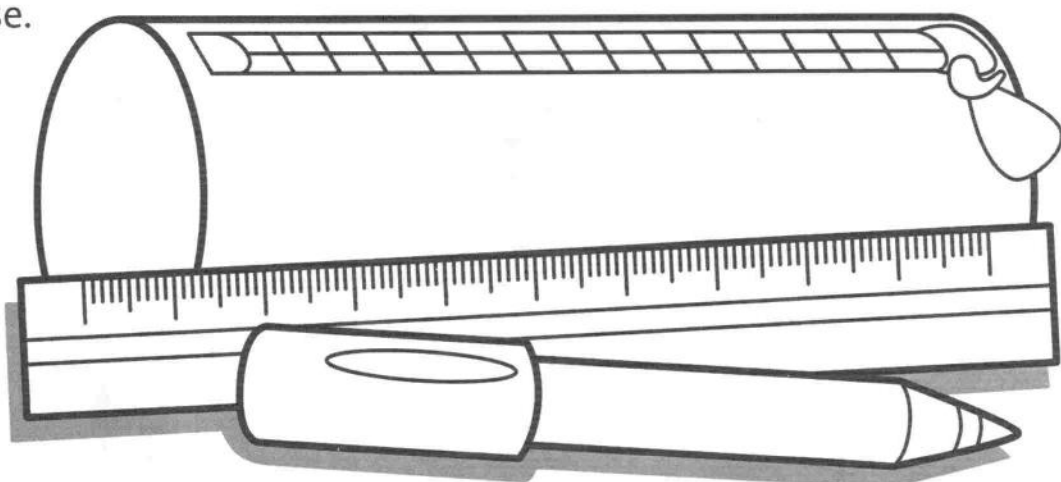
It's green.

This is my pen.

It's red.

This is my ruler.

It's yellow.



Writing

1 Count the words and write.

- | | | | |
|--------------------------|----------|----------------------|-------|
| 1 Open your book. | <u>3</u> | 2 It's blue. | _____ |
| 3 Look at this. | _____ | 4 This is Emma. | _____ |
| 5 This is my school bag. | _____ | 6 Look at the train. | _____ |

About me!

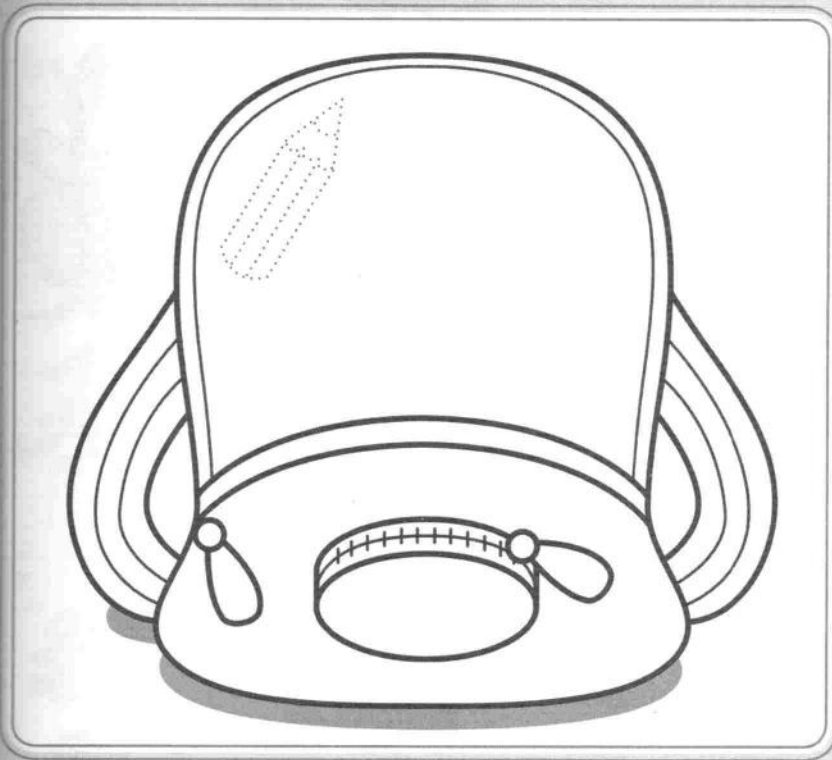
2 Look at your school things. Write the colours.

red yellow blue green pink purple orange

pen _____	pencil _____	rubber _____
bag _____	ruler _____	book _____

3 Draw, colour and write about three of your school things.

This is a pencil. It's blue.



This is a _____.

It's _____.

This is a _____.


It's _____.

This is a _____.

It's _____.

Lesson One Words

1 Number the picture.




- | | |
|---|--------|
| 1 | teddy |
| 2 | car |
| 3 | doll |
| 4 | puzzle |
| 5 | ball |


2 Look at the picture above. Read and colour.

The ball is green. The teddy is orange. The car is red.


3 Write.




It's a ball.



It's a _____.



It's a _____.




It's a _____.



It's a _____.



1 Look at the pictures and match. Then write.



This is my puzzle.



This is _____ ball.



This _____ doll.



_____ teddy.


2 Write.

Yes, it is. No, it isn't.




1 Is it a doll?

Yes, it is.



2 Is it a teddy?

_____.



3 Is it a puzzle?

_____.




4 Is it a ball?

_____.

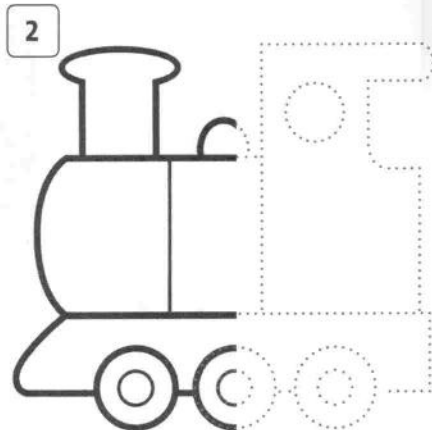
Lesson Three Words

1 Trace and write.

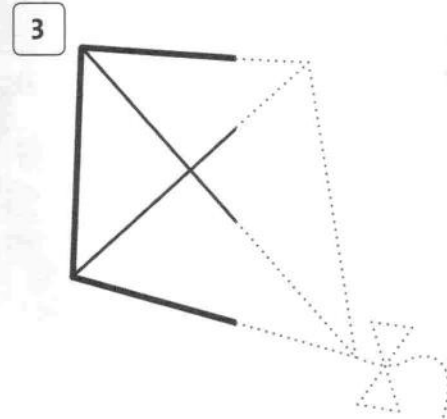
train ~~bike~~ kite



This is my bike.




This is my _____.



This is my _____.

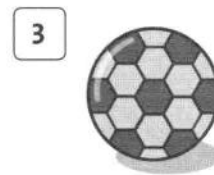
2 Find and circle the words. Then write.




puzzle



b _____



b _____




t _____


t	e	d	d	y	p
★	k	c	a	r	u
b	i	k	e	★	z
a	t	★	★	★	z
l	e	★	★	★	l
l	d	o	l	l	e
t	r	a	i	n	★




d _____



k _____




t _____

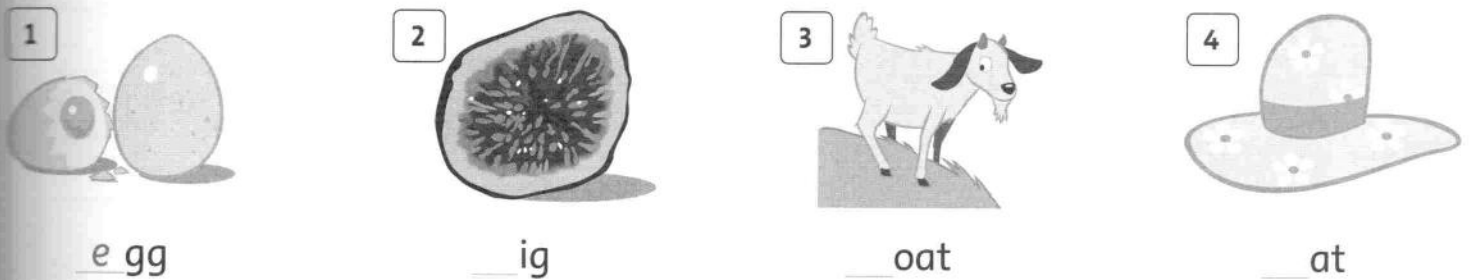


c _____

1 Say the sound. Say the words. Colour the correct picture.



2 Write.




3 Read and write the letters e, f, g and h.



There's an egg with a blue at.
Look, the goat's got a pig.
The goat likes pigs.



4 Match.



Reading

1 Read again and write T (true) or F (false).

My Favourite ...

What's my favourite toy,
My favourite one of all?
Is it my train? Is it my car?
No, it's my yellow ball.


What's my favourite colour?
You may like it too.
Is it green? Is it red?
No, it's the colour blue.

What's my favourite animal?
It's furry and it's fat.
Is it a dog? Is it a goat?
No, it's a lovely cat.

Tom, age 7



- 1 My favourite toy is a car. F
- 2 My favourite toy is a ball.
- 3 My ball is green.
- 4 My ball is yellow.
- 5 My favourite colour is blue.
- 6 My favourite colour is red.
- 7 My favourite animal is a dog.
- 8 My favourite animal is a cat.



2 Write the words in the correct box.

train green red goat ball dog car cat blue

toys

train

colours

animals

Writing

1 Circle the words. Write the sentences and match.

1 This is my bike.


This is my bike.

b

2 Open the door.

3 This is my red ball.

4 Close the window.



About me!

2 Circle your toys. Underline your favourite toy.

bike car train doll teddy puzzle kite ball

3 Draw and write about your toys.

This is my _____.

This is _____.


This _____.

This _____.

My favourite toy is a _____.

Lesson One Words

1 Number the picture.



1 leg

2 face

3 ear

4 nose

5 arm

2 What's next? Look, draw and write.

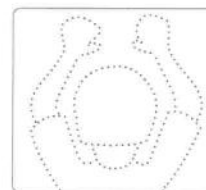
ears

legs

~~arms~~

face

1






arms



2



3



4



1 Count and circle. Then write.

one two



arm / arms

two arms



leg / legs




nose / noses




ear / ears


2 Look at the pictures and match. Then write.



This is



These are



Lesson Three Words

1 Read and trace.




Trace three fingers.

Trace five fingers.

Trace one finger.

2 Read and colour.



Colour the legs yellow.

Colour the eyes blue.

Colour the nose green.

Colour the ears red.

Colour the face pink.

Colour the hands orange.

3 Look at the picture again and write.

1 The eyes are blue.

3 The _____ is green.

5 The _____ are yellow.

2 The _____ are red.

4 The _____ are orange.

6 The _____ is pink.

1 Match.

I

J

K

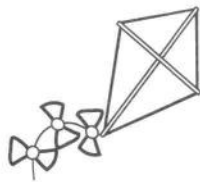
L

k

i

l

j



2 Read and write the letters *i*, *j*, *k* and *l*.



The lion's got some am.
The ion's got some nk.
Look! Here is a ite.
Oops! The ion is a mess.




3 Write.

1



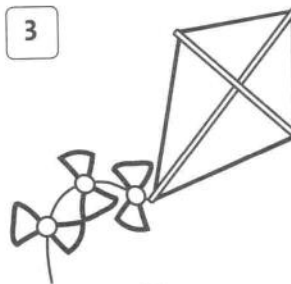
jam

2



ird

3



ite

4



ig

5




ion

6



nk

7



pple

8


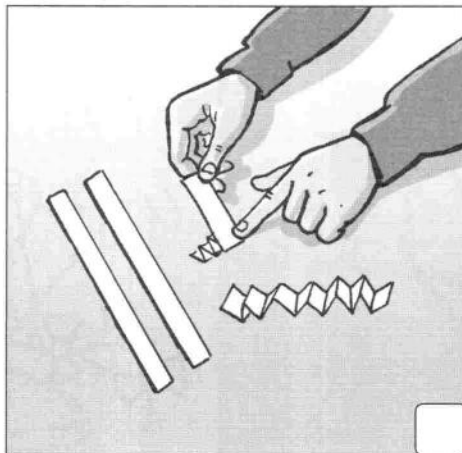
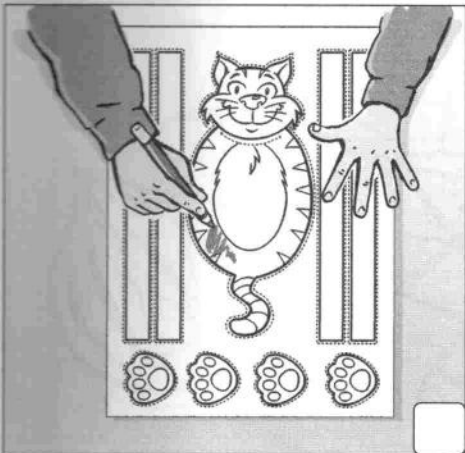




at

Reading

1 Read and number the pictures.

- 1 This is my paper cat.
- 2 Colour the face and body. Colour the legs and paws.
- 3 Now cut out the body. And cut the face.
- 4 Cut out the four legs. Fold the legs.
- 5 Cut out the paws. Stick the paws on the legs.
- 6 Stick the legs on the body.



2 Read again and circle.

- 1 This is my paper **pen** / **cat**.
- 2 Colour the **face** / **hat**.
- 3 Cut out the **four** / **six** legs.
- 4 Stick the **legs** / **fingers** on the body.

Writing

1 Underline the sentences. Count and write.

1 Cut out the four legs. Fold the legs.

2

2 This is my nose.

3 This is my pen. This is my pencil. And this is my ruler.

4 It's a rubber. It's my red rubber.

5 It's orange. The nose is pink. The eyes are green. It's a tiger!

About me!

2 Match.

eyes ears nose legs arms face hands fingers

This is my

These are my

3 Draw and write about your body.

My name's _____.

This is my _____.

This _____.

These are my _____.

These are _____.

These _____.

1 Read and colour.

Colour the rubber red.


Colour the book blue.

Colour the bag yellow.

Colour the ruler orange.

Colour the pen green.

Colour the pencil purple.



2 Look at the picture again and write.

1 How many boys? 2 boys

2 How many girls? _____

3 How many windows? _____

4 How many doors? _____

3 Write the words in the correct box.

eyes pen ball legs teddy ruler hands
book ~~train~~ puzzle face pencil

toys

train

school

body

4 Order the words.

1 this? What's

What's this ?

2 old you? How are

?

3 It's ball. a

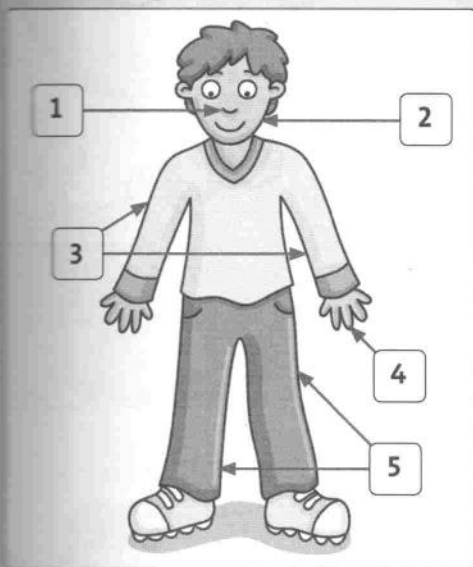
.

4 your name? What's

?

5 Look at the picture and write.

nose face fingers legs arms

1 This is my nose .


2 This is my _____ .

3 These are _____ .


4 These _____ .

5 _____ .

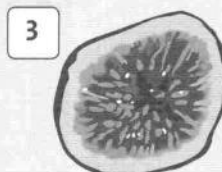
6 Write.




a pple




oat




ig




ird



am



at



nk

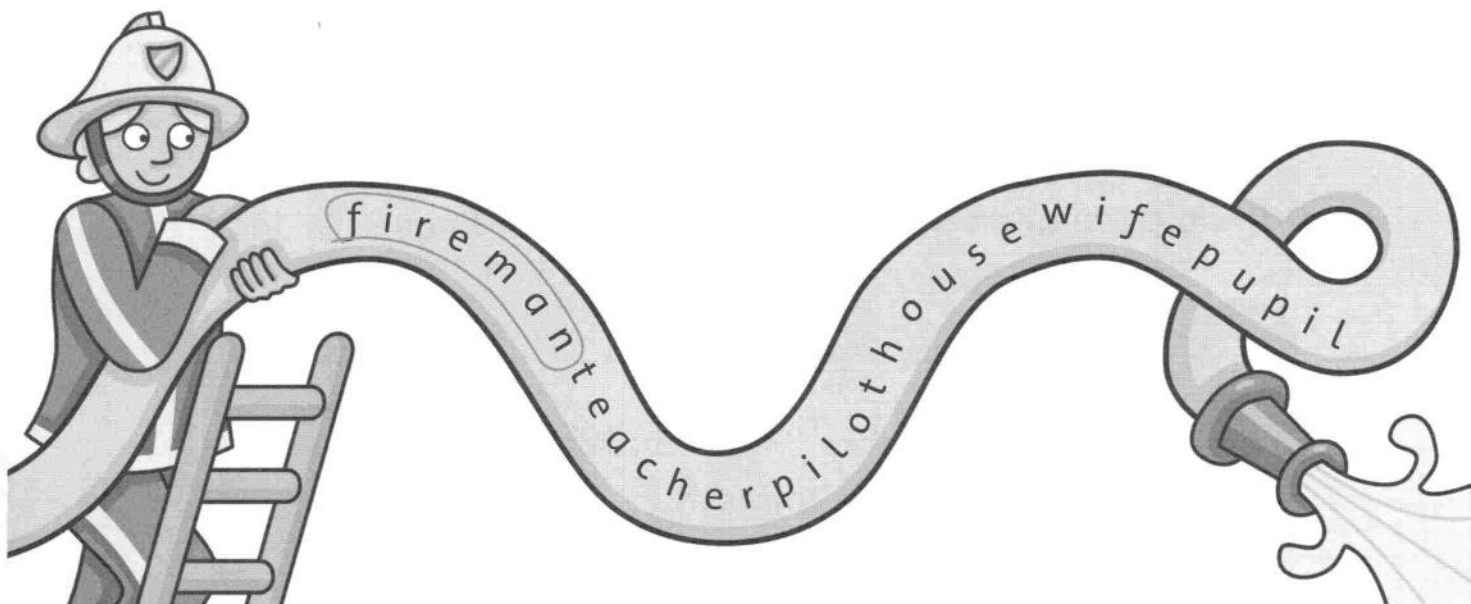


gg

Lesson One Words

1 Find and circle the words.

housewife ~~fireman~~ pupil teacher pilot



2 Match and write.

1



2



3



4



5



a




b



c



d



e



housewife


1 Look at the pictures and match. Then write.

fireman housewife teacher pilot



He's

He's a pilot.



a

She's



a



a

2 Order the words.



1 Is a she housewife? Is she a housewife?

2 she is. Yes,



3 fireman? Is a he

4 No, isn't. he




5 a teacher? Is she

6 she Yes, is.

Is he a teacher? Yes, he is.

Unit 4

1 Read and match.




He's a farmer. ☐

She's a doctor. ☐

He's a policeman. ☐

2 Find and circle the words. Then write.




pupil




p



f



d



t



f



h



p

p	o	l	i	c	e	m	a	n	★
i	t	e	a	c	h	e	r	★	p
l	f	i	r	e	m	a	n	★	u
o	f	a	r	m	e	r	★	★	p
t	d	o	c	t	o	r	★	★	i
h	o	u	s	e	w	i	f	e	l

1 Trace the correct sound.

1



m n

2



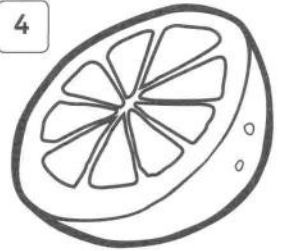
o p

3



m n

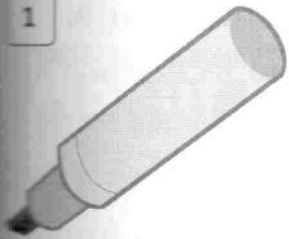
4



n o

2 Write.

1




p en

2



um

3



range

4



urse

3 Read and write the letters *m*, *n*, *o* and *p*.



My mum is a uurse.

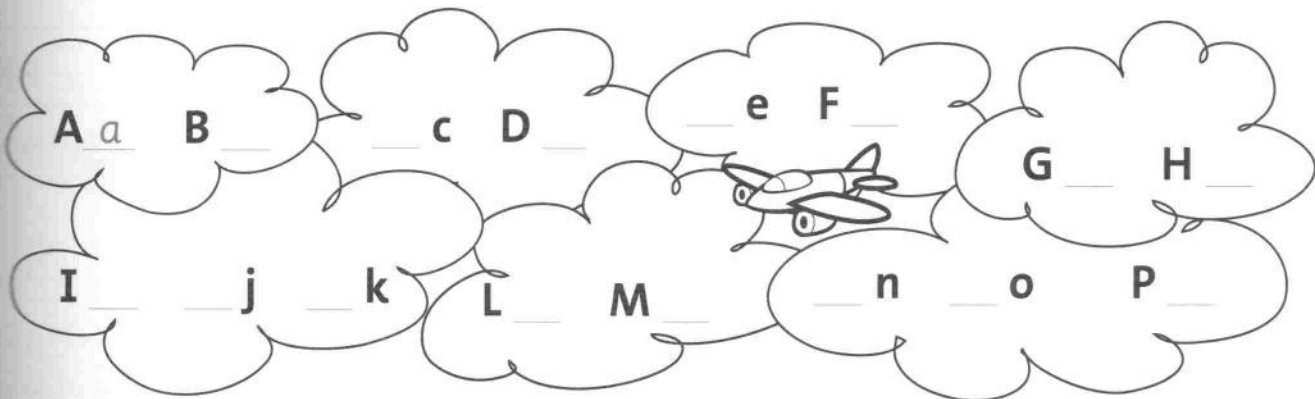
She's got an range and a pen.

She can eat the orange.

She can write with the pen.



4 Write the capital or small letters.



Reading

1 Read.



My name's Harry.
I'm eight.



This is my dad.
He's a pilot.



This is my mum.
She's a teacher.



This is my grandma.
She's a housewife.



And this is my sister, Ella.
She's six. She's a pupil.



We're a happy family

2 Match.

teacher

housewife

pilot

pupil

1



2



3



4



3 Write the words in the correct box.

eight ~~mum~~ Harry pilot grandma housewife Ella six

family

mum


jobs

numbers

names


Lesson One Words

1 Number the picture.



- 1 swing
- 2 slide
- 3 seesaw
- 4 net
- 5 tree

2 Write.



What's this?
It's a tree.




What's this?
It's _____.



What's this?
It's _____.



What's this?





What's this?

1 Join the dots in the three pictures. Then read and match.

3. .4

.5



1.

3 2 7 6

1 Rosy's

on

the



2 Billy's

under

the



3 Tim's

in

the



2 Look at the pictures above and write.

slide on net in tree under

1 Where's Tim?

He's on the _____.

2 Where's Rosy?

She's _____ the _____.

3 Where's Billy?

He's _____ the _____.


Lesson Three Words

1 Write.

frisbee

ice cream

pool



1 What's in the pool ?

A ball.

2 Where's the _____ ?

It's under the chair.

3 Where's the _____ ?

It's on the table.

2 Look and write.

tree

seesaw

frisbee


pool

net

slide

ice cream

1




1

s e e s a w

2

t

2

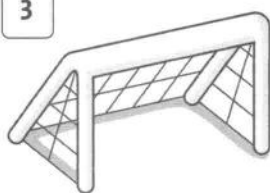


3

t

h

3



4

e

4



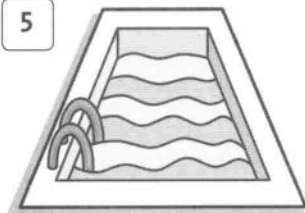
5

p


6

a

5



6



7

r

k

7



1 Match.

Q

R

S

T

U


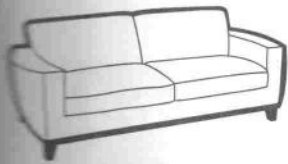
s

q


r

u

t



2 Read and write the letters *q*, *r*, *s*, *t* and *u*.



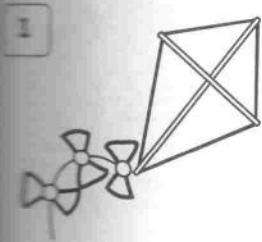
The queen is on the uofa.

The ueen has got a rabbit.

The teddy is on the sofa.

The reddy has got an umbrella.


3 Write.




kite



nurse



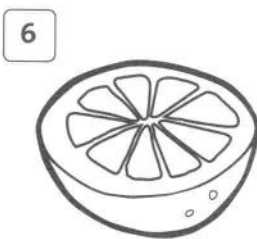
queen




rabbit



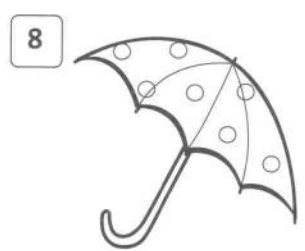
teddy



orange



sofa



umbrella

Reading

1 Look at the picture. Read and write.

doll ball ~~bike~~ kite teddy

1 A toy is under a tree. What is it?

It's a bike.

2 A toy is on the slide. What is it?

It's a _____.

3 A toy is in the net. What is it?

It's a _____.

4 A toy is in a tree. What is it?

It's a _____.

5 A toy is on the seesaw. What is it?

It's a _____.



2 Read and write T (true) or F (false).

1 The bike is in a tree. F

2 The teddy is under the slide. _____

3 The ball is in the net. _____

4 The kite is in a tree. _____

5 The doll is on the seesaw. _____

Writing

- 1 Circle the names. Write the sentences with capital letters at the start of the names.

1 My name's tim.

My name's Tim.

2 This is rosy.

3 rosy and billy are here.

4 tim is a pupil.

About me!

- 2 Circle the things in a park.

lion swing window slide sofa seesaw door
pool tree queen ball frisbee ink

- 3 Draw and write about you and your friends at the park.

James is under the tree.

This is me and my friends at the park. I am _____ the _____.

_____ is _____ the _____.

_____ is _____ the _____.

The _____ is _____.

The _____ is _____.


Lesson One Words

1 Number the picture.




- 1 mum
- 2 dad
- 3 sister
- 4 brother
- 5 grandma
- 6 grandpa

2 Write.



This is my brother.



This is _____.



This _____.



_____.



_____.

This is my family.




1 Read and number the pictures.

1 It's Rosy's kite.


2 It's Mum's book.

3 It's Grandma's umbrella.

4 It's Dad's bag.



2 Read and colour.



Rosy's hat is red. Tim's hat is green.

Rosy's kite is red and orange.

Tim's kite is green and purple.

Rosy's ice cream is brown.

Tim's ice cream is pink.

3 Look at the pictures and write.



Billy



Grandpa

1



This is Grandpa's egg.

2



This is _____ ice cream.

3



This is _____ pen.

4



This is _____ bike.



Tim




Dad

1 Colour the  words red and the  words yellow.

mum uncle grandpa aunt dad sister grandma brother cousin cousin

2 Find and circle the family words. Then write.



dad



g



u



a

g	r	a	n	d	m	a	u
r	★	c	o	u	s	i	n
a	s	i	s	t	e	r	c
n	★	m	★	★	★	d	l
d	a	u	n	t	★	a	e
p	★	m	★	★	★	d	★
a	b	r	o	t	h	e	r



m



b



s




c




g

1 Say the sound. Say the words. Colour the correct picture.

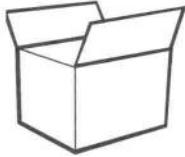
Vv



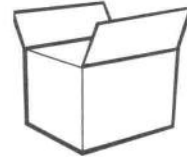
Ww



Xx



Yy



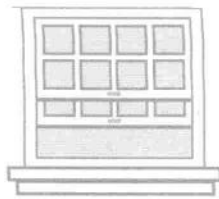
Zz



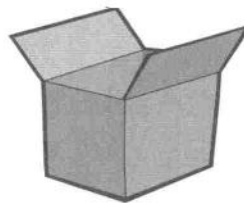
2 Write.



v an




__indow



bo__




__o-yo



__ebra

3 Read and write the letters v, w, x, y and z.




Look out of the window.


What can you see?

I can see a zebra in a van,

And a yo-yo on a bo__.







4 Write.



Reading

1 Read and number the pictures.

- 1 My sister's kite is in the tree. Look!
- 2 My dad throws a ball.
- 3 My uncle throws his hat.
- 4 A bird's in the tree. It's got the kite.
- 5 Thank you, bird!
- 6 Here's my family with the kite. We are happy now.



2 Read again and write.

kite

uncle

~~tree~~

bird

ball

- 1 His sister's kite is in the tree.
- 2 Oli's dad throws a _____.
- 3 Oli's _____ throws his hat.
- 4 A _____ is in the tree too.
- 5 Here's Oli's family with the _____.

Writing

1 Trace and write question marks.

?

?

?

?

2 Write the sentences with question marks and capital letters.

1 who's this

Who's this?

2 is this your teddy

3 where's your bike

4 is it a puzzle

5 what's your name

About me!

3 Choose four family members. Write what they have got.

umbrella

bag

bike

pen

car

hat

ball

kite

mum

sister

aunt

dad

grandma

uncle

brother

grandpa

cousin

4 Draw and write about their things. This is my brother's ball.







This is my _____.

This is _____.

This _____.

1 Look and write.




- 1  This is Bob's frisbee.
- 2  This is _____ teddy.
- 3  This _____ ball.
- 4  _____ pen.

2 Write.

Yes, he is. ~~No, he isn't.~~ Yes, she is. No, she isn't.



- 1 Is he a policeman?
No, he isn't.



- 2 Is she a teacher?
 _____,



- 3 Is he a farmer?
 _____,



- 4 Is she a housewife?
 _____,

3 Write the words in the correct box.

~~doctor~~ aunt swing fireman slide pupil
 grandma net uncle nurse cousin seesaw

jobs

doctor

family

park

4 Order the words.

1 She's pupil. a

She's a pupil.

2 my It's ice cream. brother's

3 isn't a She teacher.

4 swing. It's the under

5 Write the questions.

~~frisbee~~ bird book ball

1 Where's the frisbee?

It's in the pool.

2 Where's ?

It's under the slide.

3 ?


It's in the tree.

4 ?

It's on the swing.

6 Write.

1




o range

2




um

3




mbrella

4




o-yo

5



bo

6




indow

7



abbit

8




ofa


Lesson One Words

1 Circle the correct word.


1



2



3



4




T-shirt / dress

shorts / trousers

socks / shorts

dress / T-shirt

2 Read and colour.



1 = blue

2 = orange

3 = red

4 = yellow

5 = green

3 Look at the picture and write.

shorts trousers T-shirt socks dress

1 Tim's trousers are blue.

2 Tim's _____ is orange.

3 Rosy's _____ is red.

4 Rosy's _____ are yellow.


5 Billy's _____ are green.

1 Look at the pictures and match. Then write.

shorts T-shirt trousers ~~dress~~



This is her dress.



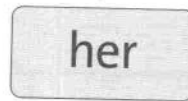
his



These are _____.



This is _____.



her



These are _____.

2 Write.

Yes, they are.

No, they aren't.



1 Are these his shorts?

Yes, they are.



2 Are these her socks?

_____.



3 Are these her trousers?

_____.



4 Are these his socks?

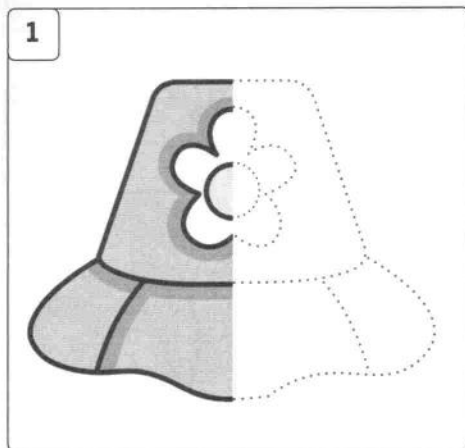
_____.

Are these his / her socks? Yes, they are.

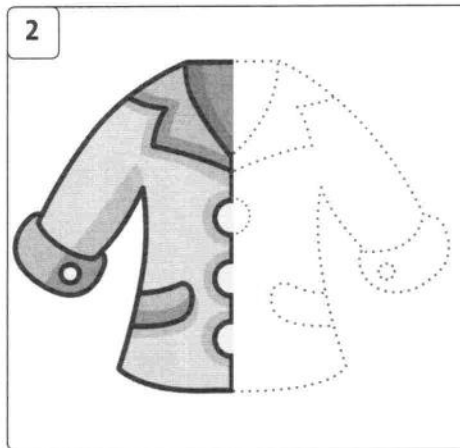
Unit 7

1 Trace and write.

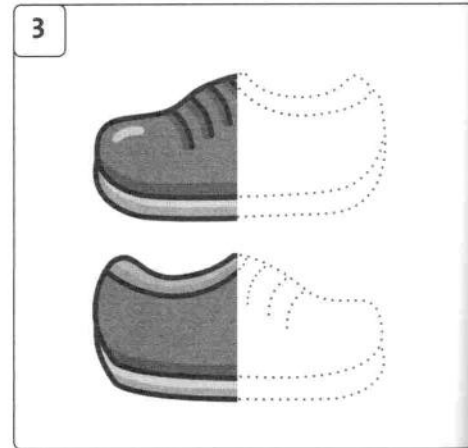
shoes hat coat



This is a _____.



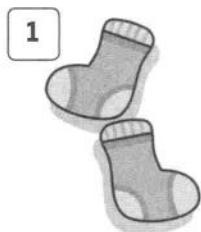
This is a _____.



These are _____.

2 Look and write.

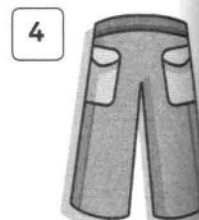
coat dress T-shirt ~~socks~~ shoes hat trousers shorts



1 s o c k s
u




2 _ _ _ _ _ r _



3 c _ _ _ _
l _ _ _ _



4 _ _ _ o _ _ _ _ _
5 _ _ _ _ t _ _ _ _



6 h _ _ _




7 _ _ _ e _ _ _



8 _ _ _ _ s

1 Join the letters.



2 Write.

a	b			e		g		
	k		m			p	q	
	t	u			x			

Reading

1 Read the story again and write.

trousers football coat socks orange T-shirt



Writing

1 Trace and write 's.

's 's 's 's _____

2 Write the sentences with 's.

1 Where is my dress? Where's my dress?

2 He is seven. _____

3 It is a bird. _____

4 What is your name? _____

5 She is my sister. _____

About me!

3 Circle your favourite clothes. Write the colour.

blue yellow pink orange red purple green

T-shirt _____ trousers _____ shorts _____

shoes _____ socks _____ dress _____

coat _____ hat _____

4 Draw, colour and write about your clothes. This is my coat. It's green.

This is my _____. It's _____.

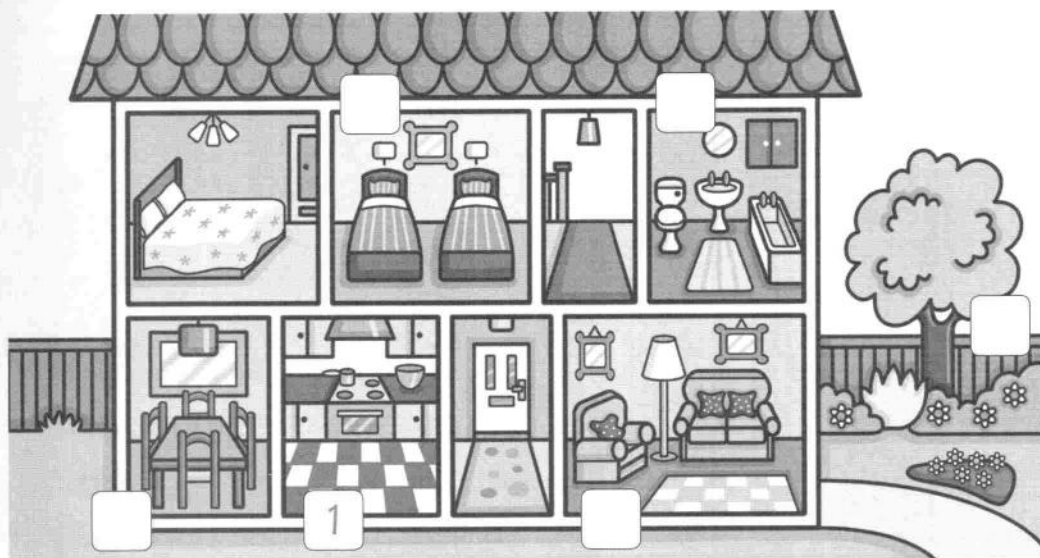
This _____. _____.

These are my _____. They're _____.

These _____. _____.


Lesson One Words

1 Number the picture.



- 1 ~~kitchen~~
- 2 living room
- 3 dining room
- 4 bedroom
- 5 bathroom
- 6 garden

2 Write.




This is in the dining room.



This is in _____.



This is _____.




This _____.




_____.

1 Number the picture.

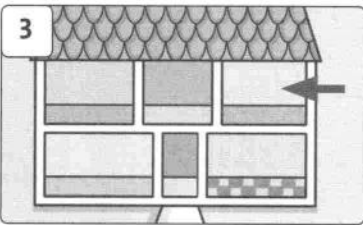


- 1 house
- 2 flats
- 3 garden
- 4 upstairs
- 5 downstairs

2 Find and circle the words. Then write.

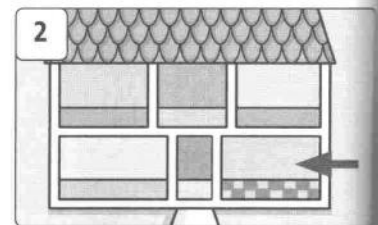


dining room




u


d	★	d	★	★	★	l
i	h	o	u	s	e	i
n	u	w	★	g	★	v
i	p	n	k	a	★	i
n	s	s	i	r	★	n
g	t	t	t	d	f	g
r	a	a	c	e	l	r
o	i	i	h	n	a	o
o	r	r	e	★	t	o
m	s	s	n	★	s	m



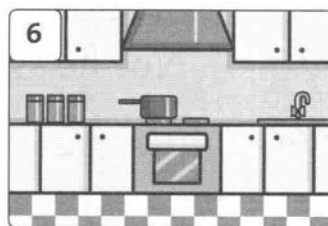
d




l




h



k



f



g

1 Help Shirley find her shoes. Join the letters *sh*.



sh sh s s s h
s h sh h sh h
h s sh sh h sh



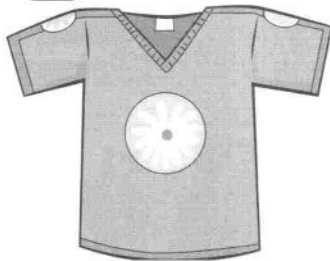
2 Write.

1




sh oes

2




T- irt

3



eeep

4



fi

3 Read and write. Then colour.

Shirley's shoes are red,

Her _____ is blue.

She's got a toy _____,


And a toy _____ too.

The _____ is white,

The _____ is blue.

Shirley wants to play,

With me and you.



Reading

1 Look at the picture. Read and point.

My name is Mike. I live in a flat.

I live with my mum, my dad,
my big brother, Paul, and my grandma.

In my flat there are three bedrooms.


One bedroom is for my mum and dad.

One bedroom is for my grandma.

And the other bedroom is for me and Paul.

Also in the flat, there is a kitchen,

a big living room and a bathroom.



2 Read again. Circle and write.

1 Mike lives in a flat.

house flat garden

2 Paul is Mike's _____.

sister brother grandpa

3 There are _____ bedrooms.

two three four

4 One _____ is for Mike's grandma.

kitchen flat bedroom

Writing

1 Say the vowel letters. Circle the vowels in the words.

a e i o u

bag mum pen hat on fig egg
box ink

2 Write the words in the correct box.

a	e	i	o	u
bag				

About me!

3 Circle the words about your home. Write how many rooms.

flat house garden bedroom ☐ bathroom ☐
kitchen ☐ dining room ☐ living room ☐

4 Draw your home. Then write about the rooms.

This is the _____.

This is the _____.

This is _____.

This _____.

These are the _____.

These are _____.

Lesson One Words

1 Find and circle the words.

banana

orange


sandwich

biscuit

~~lunch box~~

drink

1


a d lunch box e l

2




o l t d r i n k w o u

3



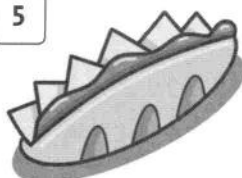
u e y b i s c u i t w e r

4



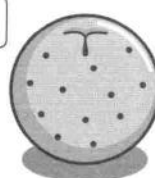
p o b a n a n a d o b

5



a d s a n d w i c h p l

6



o r a n g e e f

2 Look at the pictures and words above.
Write and draw.1 This is a lunch box.

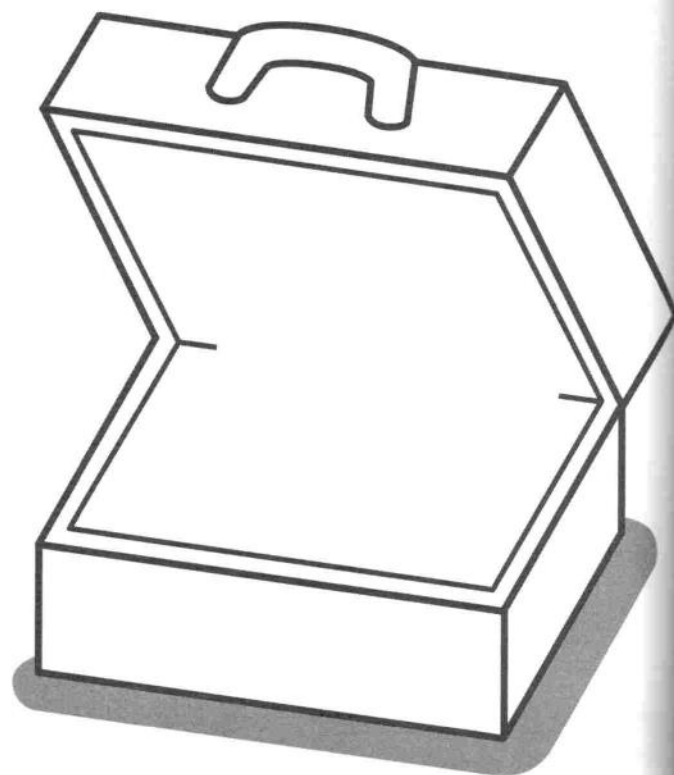
2 This is a _____.

3 This is a _____.

4 This is a _____.

5 This is a _____.


6 This is an _____.



1 Read and number the pictures.

- 1 I've got an apple and a banana.
- 3 I've got two sandwiches and two apples.
- 5 I haven't got my lunch box.
- I've got a drink.

- 2 I've got a sandwich and a biscuit.
- 4 I've got an apple.
- I haven't got a banana.
- 6 I've got my lunch box.
- I haven't got a drink.



2 Read the sentences again. Circle *a* and underline *an*.

3 Write.

I've got

I haven't got

1



I've got an apple.

2



_____ a sandwich.

3



_____ a biscuit.

4



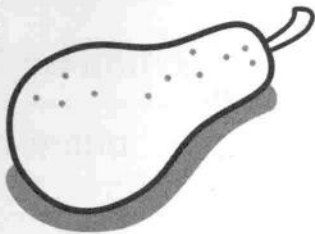
_____ an orange.

Lesson Three Words

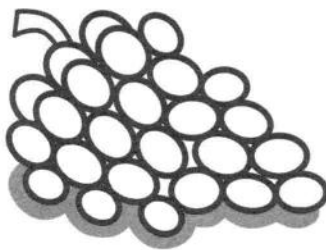
1 Write and colour.

tomato grapes pear

1



2




3




2 Look and write.

drink banana fish lunch box ~~apple~~
sandwich tomato orange biscuit


1




1




2



2




3



4



4



3



5



6



7



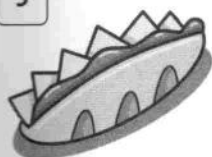
8




9



5



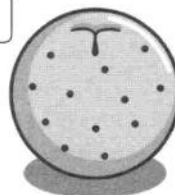
6



7



8



9



1 Help Charlie find the chick. Join the letters *ch*.



ch h c h ch c
h ch h ch h ch
h c ch c h h



2 Write.

1



Ch arlie

2



__ ick

3



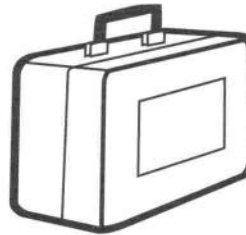
__ air

4



tea __ er

5



lun __ box

3 Read and write.

My name's Charlie.

This is my _____.

She's on a _____.

She's got a little _____.

Chirp, chirp, chirp, says the _____.

Chirp, chirp, chirp, says the _____.

My _____'s on a _____.

She's got a little _____.



Reading

1 Read.

Hello. I'm Sally and I'm a pupil. This is my lunch box.
Let's look inside.

I've got two sandwiches. One is an egg sandwich.

And the other sandwich is jam. I've got a drink.

It's apple juice. I've got an orange and figs
and grapes. I haven't got a biscuit today.

And I haven't got a yogurt, but it's a very nice lunch!



2 What's in Sally's lunch box? Tick (✓) or cross (X).

1 an egg sandwich

✓

2 a jam sandwich

3 a drink

4 a yogurt

5 a pear

6 an orange


7 figs

8 a banana


9 grapes

10 a biscuit



3 Write.



I haven't got a banana.



I've got a _____.



Writing

1 Circle the correct word.

1 This is a / **an** banana.3 I've got **a** / **an** egg.5 I haven't got **a** / **an** sandwich.2 This is **a** / **an** apple.4 I've got **a** / **an** orange.6 I haven't got **a** / **an** yogurt.2 Write *a* or *an*.

1

Is this a ball?

No, it isn't.

It's _____ apple.

2



Is this _____ orange?

No, it isn't.

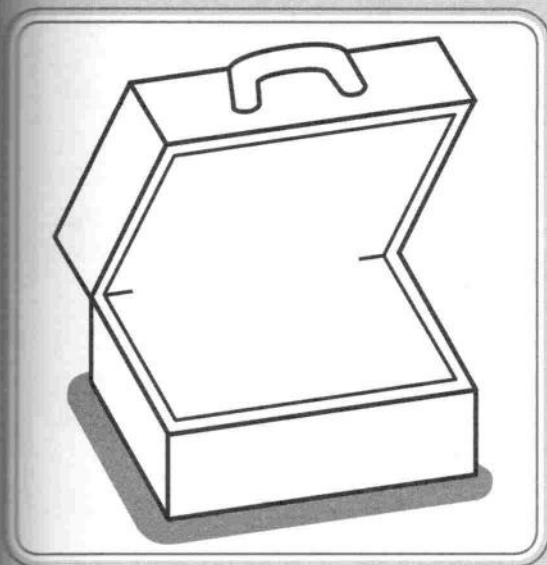
It's _____ ball.

About me!

3 Circle the food in your lunch box today.

apple yogurt orange fig grapes banana tomato
 pear biscuit sandwich egg drink

4 Draw and write about the food in your lunch box.



In my lunch box, I've got _____.


I've got _____.

I've _____.


I haven't got _____.

I _____.


1 Write *a* or *an*.




a banana




an apple




a sandwich




a orange




a biscuit



a egg

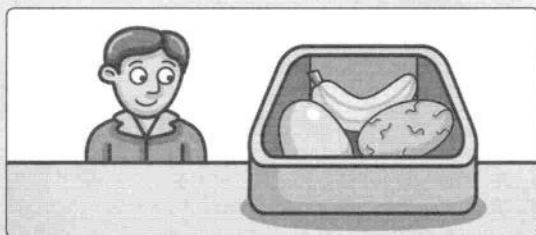
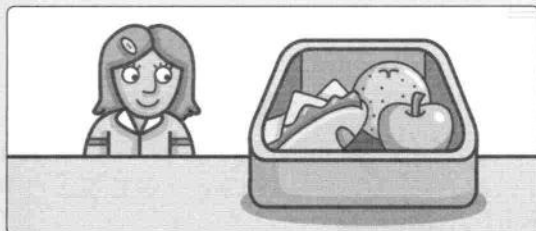


a drink



a tomato

2 Look at the pictures and match.



sandwich

banana

egg

orange

apple

biscuit

his

her

3 Look at the pictures again and write.

I've got

I haven't got



1 I've got a sandwich.

2 _____ a banana.

3 _____ an orange.



4 _____ an apple.

5 _____ an egg.

6 _____ a biscuit.



4 Write the words in the correct box.

bedroom banana living room shorts socks pear
bathroom biscuit dress grapes kitchen trousers

rooms

bedroom

clothes


food

5 Order the words.


1 Grandpa the in garden? Is Is Grandpa in the garden?2 his coat? Is this Is this his coat?3 in dining room. She's the She's in the dining room.4 got drink. I've a I've got a drink.5 my Where's sister? Where's my sister?6 upstairs? Is Grandma Is Grandma upstairs?

6 Write.

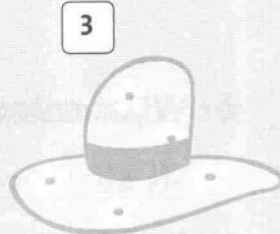
ch sh s c h




c at




ick



at




oes



ofa

Lesson One Words

1 Draw and colour yourself.


www.irlanguage.com

IR
Language
مرجع آموزش زبان ایرانیان

2 Look at your picture. Read and circle.

1 My eyes are blue brown green black .

2 My hair is black brown blond red .

3 My hair is straight curly .

4 My hair is long short .

3 Write.

1 What colour are your eyes?

They're _____ .

2 What colour is your hair?

It's _____ .


3 Is your hair long or short?

4 Is it curly or straight?

1 Read, draw and colour.



This is Sarah. She's got blue eyes.
She's got long hair.
It's straight and blond.



This is Rick. He's got green eyes.
He's got short hair.
It's curly and brown.

2 Look at the pictures and write.

's got hasn't got

1 Sarah hasn't got brown eyes. She 's got blue eyes.

2 She 's got long hair. She _____ short hair.

3 She _____ curly hair. She _____ straight hair.

4 She _____ blond hair. She _____ black hair.

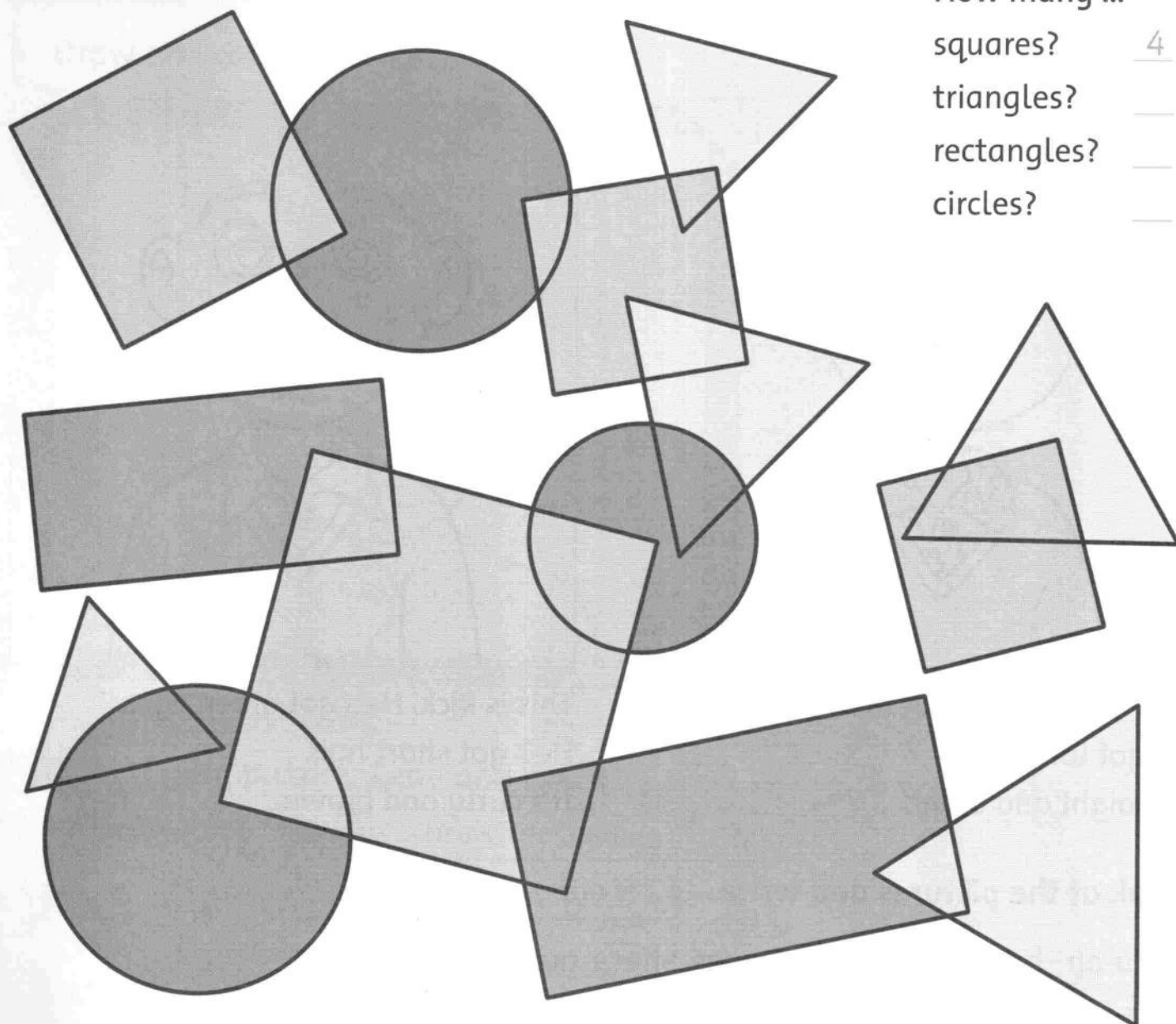
5 Rick _____ brown eyes. He _____ green eyes.

6 He _____ short hair. He _____ long hair.

7 He _____ curly hair. He _____ straight hair.

8 He _____ blond hair. He _____ brown hair.

1 Find and count the shapes. Write.



How many ...

squares? 4

triangles?

rectangles?


circles?

2 Look at the picture again and write.

square ~~triangle~~ circle rectangle

- 1 It's got three sides. It's a triangle.
- 2 It's got four sides. Two are long. Two are short. It's a .
- 3 It hasn't got sides. It's a .
- 4 It's got four sides. They're all the same. It's a .

1 Help Theo collect his ducks. Join the letters *th*.



2 Write.

1




Th eo

2



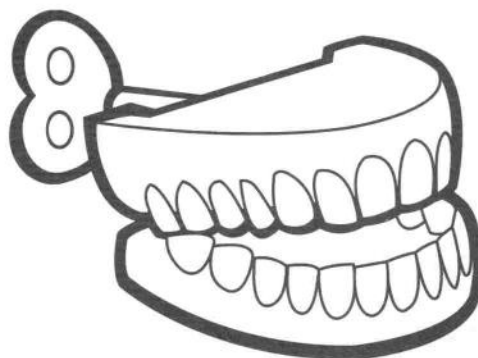
ree

3



ba

4



tee

3 Write.

Baby Theo's in the _____,

One, two, _____.

Baby _____ counts his _____,

One, two, _____.



Reading

1 Read.



My name is Freddy. I have got three best friends.

Simon has got black hair. It is short and curly.

His eyes are brown.

Ed is also my friend. His hair is short too.

It is brown and straight. He has got green eyes.

My other friend is a girl. Her name is Amy.

She is Simon's cousin. She has got long hair.

It is blond and curly. She has got blue eyes.

2 Read again and tick (✓).

hair	black	blond	brown	short	long	curly	straight
Simon	✓						
Ed							
Amy							
eyes	green	brown	blue				
Simon							
Ed							
Amy							

3 Write the names and colour.

1



2



3



Writing

1 Write the short form.

1 I have got short hair.

I've got short hair.

2 I have got long hair.

3 It has got black eyes.

4 She has got blue eyes.

5 He has got curly hair.

About me!

2 Choose a friend. Circle the words to describe your friend.

hair: long short curly straight black brown blond

eyes: blue brown black green

3 Draw and write about your friend.

He's got

She's got

He hasn't got

She hasn't got

My friend's name is _____.

_____ got _____ eyes.

_____ got _____ hair.

_____ hasn't got _____ eyes.


_____ hasn't _____ hair.

Lesson One Words


1 Look and match.



monkey



elephant




giraffe

big

little

tall


2 Look at the words again. Write.



What are these?


They're giraffes.

They're tall.



What are these?


They're _____.






What are these?



They're _____.


1 Read and colour the faces.



1  I like giraffes.


 


2  I don't like elephants.

3  I don't like monkeys.


 



4  I like zebras.



5  I like elephants.



6  I don't like giraffes.

2 Write. like don't like



1  

I don't like giraffes .


3  

2  

I _____.


4  

1 Find and circle the words. Then write.




monkey


t	★	★	s	★	★	e
i	l	★	n	★	★	l
g	i	r	a	f	f	e
e	o	★	k	★	★	p
r	n	★	e	★	★	h
z	e	b	r	a	★	a
m	o	n	k	e	y	n
p	a	r	r	o	t	t




g




e




s



l



z




t



p

2 Look and write.

big little long short




The elephant's ears are big.
The elephant's nose is _____.

The parrot's legs are _____.
The parrot's eyes are _____.

1 Say and write the words.

c



cat

m



at

an

h



f



2 Write.

1



2




The cat has got a _____.

The _____ has got a _____.

3 Help the cat and the man find their things.

Colour *at* red. Colour *an* blue. Then join.



at

at

n

n

t

a

t

at

t

at



an

n

t

at

an

n

an

an


an

n



Reading

1 Read.



2 Read again. Tick (✓) the animals in the poem.

- | | | | | | |
|-----------|-------|------------|-------|-------------|-------|
| 1 parrots | ✓ | 2 monkeys | _____ | 3 elephants | _____ |
| 4 zebras | _____ | 5 giraffes | _____ | 6 snakes | _____ |

3 Read again and write T (true) or F (false).

- | | |
|--|---------------|
| 1 The boys and girls are tall and short. | <u> T </u> |
| 2 The boys and girls don't like parrots. | <u> </u> |
| 3 The boys and girls like monkeys. | <u> </u> |
| 4 The monkeys are big and little. | <u> </u> |
| 5 The boys and girls don't like zebras. | <u> </u> |
| 6 The snakes are long and short. | <u> </u> |

Writing

1 Add the adjectives to the sentences.

- | | | |
|--------------------|----------|----------------------------|
| 1 This is a boy. | (tall) | This is a <u>tall</u> boy. |
| 2 This is a dog. | (big) | This is a _____ dog. |
| 3 This is a snake. | (long) | This is _____. |
| 4 He's got hair. | (short) | He's got _____. |
| 5 It's got ears. | (little) | It's _____. |
| 6 It's a monkey. | (brown) | _____. |

About me!

2 Circle the animals you like. Underline the animals you don't like.

tigers lions monkeys snakes zebras cats goats
elephants parrots giraffes dogs birds chicks

3 Draw and write about the animals you like and don't like.

I like _____.

I _____.



I don't like _____.

I don't _____.

I _____.

Lesson One Words

1 Look and tick (✓) or cross (X).




	meat	yogurt	fish	carrots	rice	bread
1	✓					
2						

✓ = has got


X = hasn't got

2 Look at the pictures again. Write.



I like  meat and  _____.

I don't like  _____.



I like  _____ and  _____.

I don't like  _____.

1 Order the words.



1 like Do you bananas?

Do you like bananas?

2 do. I Yes,



3 you like carrots? Do

4 I don't. No,




5 bread? you like Do

6 I Yes, do.

2 Write.

do like don't Do



Do you like carrots? Yes, I do.

Unit 12

1 What's next? Look, draw and write.

milk water juice fish ~~bread~~

1							<u>bread</u>
2							
3							
4							
5							

2 Write and circle.

milk juice water

1 Do you like



_____?

Yes, I do. / No, I don't.

2 Do you like



_____?

Yes, I do. / No, I don't.

3 Do you like



_____?

Yes, I do. / No, I don't.

1 Say and write the words.

b



bed

ed

p



en


r



k



2 Write.



Ken's got a pen,

Pen, pen, pen.

Ken's pen is _____,

Red, red, red.

Where's _____ pen?


Pen, pen, pen.

It's on Ken's _____,

Bed, bed, bed.

3 Write the word that rhymes.

1



cat



hat

2



Ken



3



man



4



red



Reading

1 Read.


Steve and Alice are in a café. It is dinnertime.
 Steve has got eggs, bread and tomatoes.
 For dessert he has got grapes and an ice cream.
 His drink is orange juice.
 Alice has got fish, rice and carrots.
 For dessert she has got a yogurt and an apple.
 For her drink, she has got water.




2 Read again and write the names. Match.




1 I've got rice.



Alice




2 I've got carrots.




3 I've got eggs.


4 I've got water.




5 I've got orange juice.



6 I've got fish.



7 I've got an apple.



8 I've got an ice cream.

Writing

1 Circle *n't* in these sentences.

1 I do n't like carrots.

3 They aren't ice creams.

5 No, they aren't.

2 This isn't a yogurt.

4 No, it isn't.

6 I don't like juice.

2 Write the short form.

1 I do not like apples.

I don't like apples.

2 Her hair is not straight.

3 They are not circles.

4 This is not rice.

5 It is not his house.

About me!

3 What do you like? What don't you like? Draw 😊 and ☹️.

bananas 😊 yogurt 😊 eggs 😊 bread 😊 carrots 😊 pears 😊
 meat 😊 fish 😊 tomatoes 😊 rice 😊 apples 😊 grapes 😊

4 Draw the food you like and don't like. Then write.

I like _____.


I like _____.

I don't like _____.


I don't like _____.

1 Look at the pictures and write.

's got hasn't got



Name: Toby
Hair: black
Eyes: green



Name: Tanya
Hair: blond
Eyes: blue

1 Toby 's got black hair.

3 He _____ long hair.


5 He _____ brown eyes.

2 Tanya _____ curly hair.


4 She _____ blond hair.

6 She _____ blue eyes.


2 Add the adjectives to the sentences.




1 This is a monkey. (little)
This is a little monkey.



2 This is a giraffe. (tall)



3 This is an elephant. (big)



4 This is a snake. (green)

3 Write the words in the correct box.

~~square~~ milk yogurt juice tiger snake rice
triangle water rectangle parrot carrots

shapes

square

food

animals

drinks

4 Order the words.



1 giraffes. like I

I like giraffes.


2 parrots. don't I like

3 like Do snakes? you

4 don't. No, I



5 you tigers? like Do

6 I do. Yes,





5 Write and match.

like don't like




1 😊 I like elephants. d

2 ☹️ I _____ giraffes. ☐3 ☹️ I _____ monkeys. ☐4 😊 I _____ zebras. ☐

6 Write.


th ch sh




ch air



ree



fi



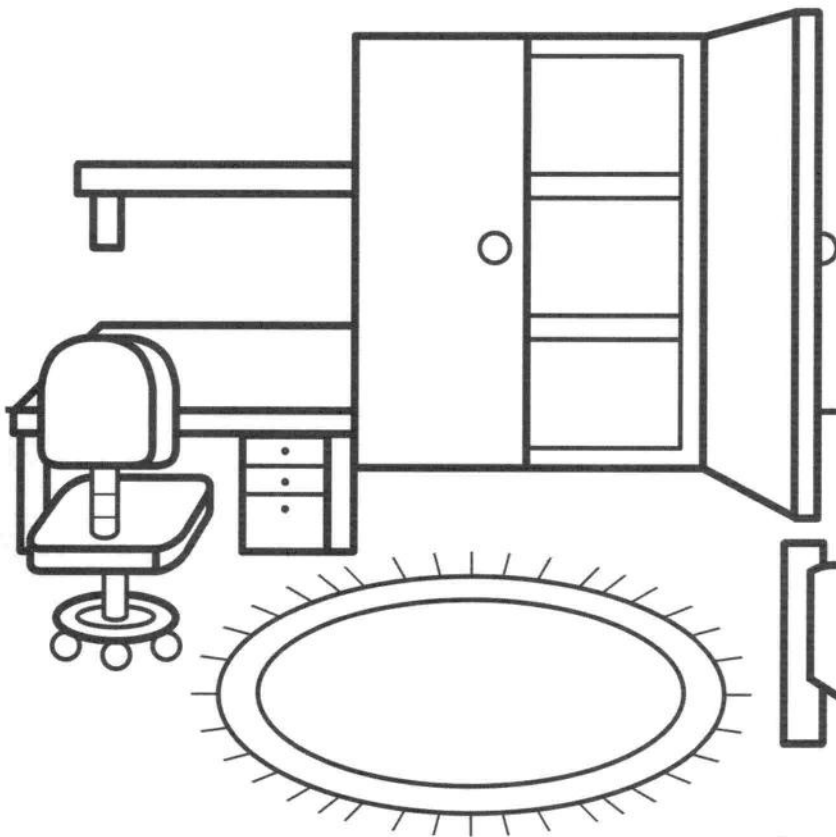
eep



tea er

Lesson One Words

1 Read and draw.



Draw a pillow on the bed.
 Draw a blanket on the bed.
 Draw a book on the shelf.
 Draw a pen on the shelf.
 Draw a T-shirt in the cupboard.
 Draw a teddy on the rug.


2 Look at the picture again. Write.

1 Where's the  pillow?

It's on the _____.

2 Where's the  _____?

It's on _____.

3 Where's the  _____?

4 Where's the  _____?

5 Where's the  _____?

6 Where's the  _____?


1 Read and circle.

1



There's / There are a bed in my bedroom.

2



There's / There are two cupboards in my bedroom.

3



There's / There are three books on my shelf.

4




There's / There are a blanket on my bed.

2 Look at the picture and write.

There's

There are



1 There's a cupboard.

2 _____ four books.

3 _____ two pillows.

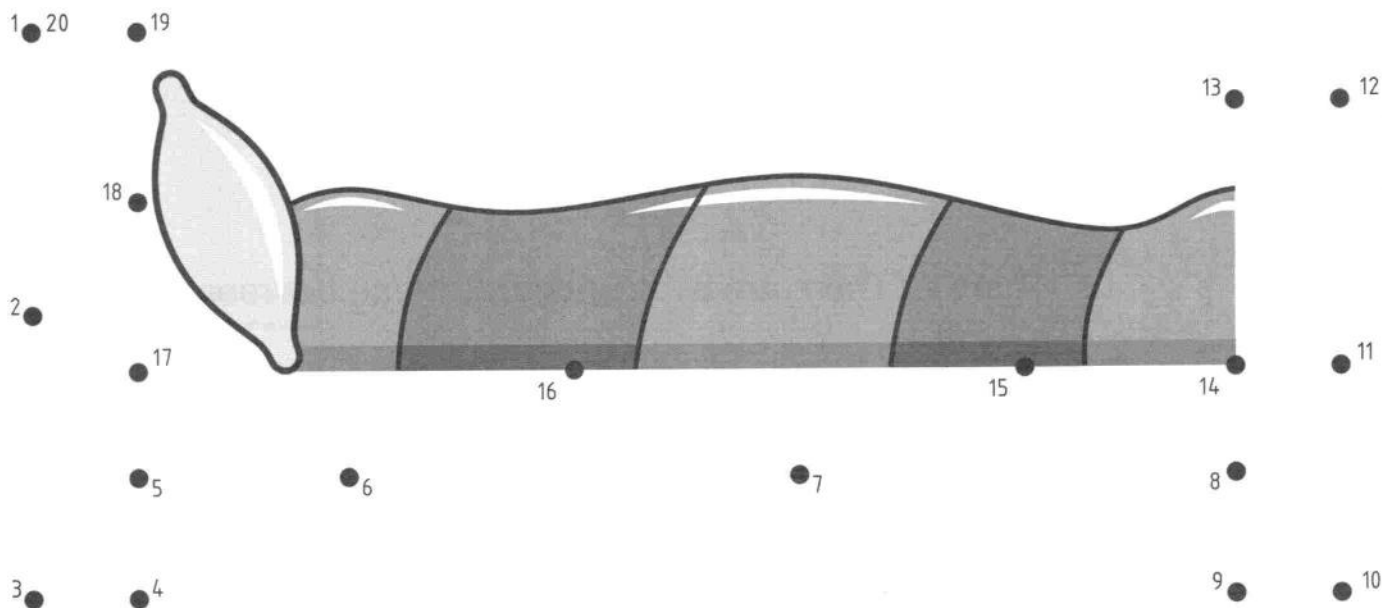
4 _____ two beds.

5 _____ a shelf.

6 _____ a rug.

Lesson Three Words

1 Join the dots.



2 Find and circle the words. Then write.

11

eleven

12

t

13

t

14

f

15

f

17

s

19

n

f	o	u	r	t	e	e	n	★
★	e	i	g	h	t	e	e	n
★	★	t	w	e	n	t	y	i
s	e	v	e	n	t	e	e	n
s	i	x	t	e	e	n	l	e
★	★	★	★	★	★	★	e	t
f	i	f	t	e	e	n	v	e
★	★	t	w	e	l	v	e	e
t	h	i	r	t	e	e	n	n

16

s

18

e

20

t

1 Say and write the words.

b

in



bin

t



f

ig



b



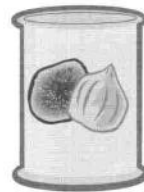
2 Write.

A big, big fig

In a big, big _____.

Eat the big _____,

Put the tin in the _____.



3 Colour *ig* red. Colour *in* green. Then join.



n

ig

g

n

in

ig

g

ig

in

n

g

in

in

ig

g

in

n

n

g

ig



Reading

1 Read and colour.



Hello.

My name's Lola and this is my bedroom.

My favourite colour's purple.

I've got a purple pillow and a purple blanket.

Can you see my doll? She's on my bed. Her name is Polly.

I've got lots of books on my shelf and lots of clothes in my cupboard.

My favourite is a purple dress.

And look, here are my blue shoes.

I like my shoes. They're very pretty.

Bye!

From Lola

2 Read again and match.

- 1 What's her name? ☒ d
- 2 Where's Lola? ☐
- 3 What's her favourite colour? ☐
- 4 What toy is on her bed? ☐
- 5 What's the doll's name? ☐
- 6 Where are her books? ☐
- 7 What's in her cupboard? ☐
- 8 What colour are her shoes? ☐

- a Purple.
- b A doll.
- c Lots of clothes.
- d Her name's Lola.
- e They're blue.
- f Her name's Polly.
- g She's in her bedroom.
- h They're on her shelf.

Writing

1 Read. Underline the ? and circle the .

- 1 Where's your bed? It's in my bedroom .
 2 What's on your shelf? My books are on my shelf .
 3 Do you like your bedroom? Yes, I do .

2 Write the capital letters and the ? or .

- 1 what's her name What's her name?
 2 her name's Lola _____
 3 what's on her shelf _____
 4 are the shoes blue _____

About me!

3 Circle the things in your bedroom. Write how many.

bed ☐ blanket ☐ pillow ☐ cupboard ☐ shelf ☐ rug ☐
 book ☐ car ☐ doll ☐ train ☐ puzzle ☐ teddy ☐

4 Draw your bedroom. Write what there is in your bedroom.



There's a _____ .

There's _____ .


There are _____ .

There _____ .

Lesson One Words

1 Find and circle the words.

walk run climb talk swim fly




2 Look at the picture. Write.

1 fly 




1 Look and write.

can can't



This boy can swim.



This boy can't swim.




This girl can run.



This girl can't run.



This cat can climb.



This dog can't climb.

2 Write.

No, she can't. ~~No, he can't.~~ Yes, it can.
Yes, he can. Yes, she can. No, it can't.



Can he swim?
No, he can't.



Can he swim?




Can she run?



Can she run?



Can it climb?



Can it climb?

1 Write.


sing

draw


write



He can _____.



She can _____.



He can _____.

2 Look and write.

climb

swim

draw

write

walk

run

sing


fly



1 s w i m



2 a




3 t

4 c




5 n

a



6 y




7 u

8 d




o



?

1 Say and write the words.

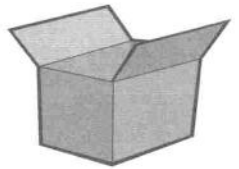
d



dog

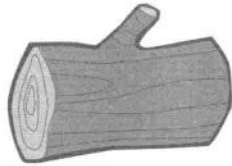
og

b




ox


l



f



2 Write.




Look at the dog.
It's sitting on a _____.

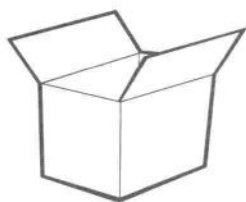
Look at the _____.
It's sitting in a _____.




3 Write the word that rhymes.



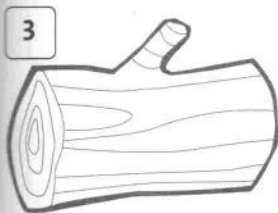
fox




box



bin



log



big



Reading

1 Read and colour.



A flamingo is a very tall and beautiful bird.

It is pink and it has got yellow eyes.

It has got a long neck and long legs too.

Look at this flamingo. You can only see one leg. It has got two legs, but it can stand on one leg.

Flamingos like water.

They can swim and they can fly too.

The little baby birds are white.

2 Read again and write.

eyes pink long white ~~bird~~ leg

1 A flamingo is a bird.

2 A flamingo is _____.

3 It has got yellow _____.

4 A flamingo's legs are _____.

5 Flamingos can stand on one _____.

6 A baby flamingo is _____.

Writing

1 Circle *n't* in these sentences.

1 A giraffe can't climb trees.

2 I can't swim.

3 This snake can't walk.

4 A dog can't fly.

2 Write the long form.

1 A giraffe can't swim. A giraffe cannot swim.

2 A monkey can't fly. _____

3 A snake can't run. _____

4 A dog can't talk. _____

About me!

3 Circle what you can do. Underline what you can't do.

run walk talk sing fly climb swim
 play draw write read

4 Draw and write about what you can and can't do.

I can _____.


I can _____.

I can't _____.

I can't _____.

Lesson One Words

1 Number the picture.



- | | |
|---|------------|
| 1 | beach |
| 2 | boat |
| 3 | crabs |
| 4 | shells |
| 5 | sandcastle |
| 6 | the sea |

2 Look at the picture again. Write.

- 1 We're at the beach.
- 2 There's a _____ on the beach.
- 3 There are two _____.
- 4 We can swim in _____.
- 5 There's a _____ on the sea.
- 6 There are lots of _____ on the beach.

1 Write.

find


play

swim

go

find

make



1 Let's find crabs.

2 Let's _____ a sandcastle.

3 Let's _____ in the sea.

4 Let's _____ in a boat.

5 Let's _____ shells.

6 Let's _____ ball.

2 Order the words.

1 boat. Let's go in a

Let's go in a boat.

2 ball. play Let's


3 a Let's sandcastle. make

4 Let's crabs. find

5 swim the sea. Let's in

6 shells. find Let's


1 Read and tick (✓) the correct sentence.



He's got sun cream. ☒
 He's got a drink. ☐




She's got an ice cream. ☐
 She's got an ice lolly. ☐




He's got a bat. ☐
 He's got a ball. ☐


2 Find and circle the words. Then write.




crab




s _____




s _____



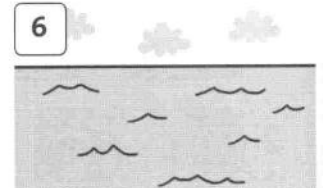
i _____




s _____



b _____

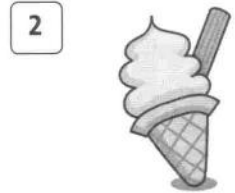


s _____




b _____

s	★	b	c	s	e	a
a	i	o	r	★	i	★
n	c	a	a	s	c	★
d	e	t	b	u	e	★
c	c	★	e	n	l	★
a	r	★	a	c	o	★
s	e	★	c	r	l	★
t	a	s	h	e	l	l
l	m	★	★	a	y	★
e	b	a	t	m	★	★



i _____



b _____

1 Say and write the words.

j

ug




jug

m

um



r



s

$$1+4=5$$

2 Write.



I'm on the rug,
Rug, rug, rug.
With juice in a _____,
Jug, jug, jug.
Here is my _____,
Mum, mum, mum.
She's got my _____,
Sum, sum, sum.



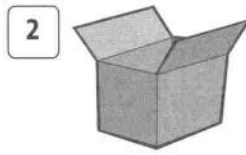
3 Write the word that rhymes.




mum

$$2+3=5$$


sum



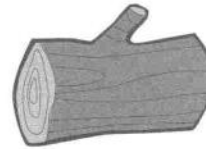
box



rug



dog



Reading

1 Read.

You can see lots of animals at the beach.

There are fish and there are birds.

There is another animal at the beach.


This animal has got a big shell. What is it? It is a crab!

Crabs live in the sea and on the beach.

Crabs are different colours. They can be white, black, red, orange or brown.

They have got ten legs. Two legs are big and eight legs are small.

They can swim and they can run, but they cannot fly.



2 Read again and write.

1 What animals are at the beach?

There are fish. There are _____.

2 What animal has got a shell?

A _____.

3 How many legs has a crab got?

4 How many legs are big?

5 How many legs are small?

6 Can crabs run?

Writing

1 Read. Underline the verbs.

1 Let's climb.

2 Let's sing a song.

3 Let's run.

4 Let's play ball.



2 Write.

run


~~sing~~

climb

play

Let's sing a song.

Let's _____.



Let's _____ ball.



Let's _____.

About me!

3 Circle what you can see at the beach.

sandcastle bath bed shells birds downstairs crabs
 ball bat kite sofa sun cream frisbee boat

4 Draw and write about you at the beach.

I am at the beach.

There is a _____.

There _____.

There are _____.

There _____.

I've got a _____.

I've _____.

Review 5

1 Look at the picture. Count and write.

There is There are



- | | |
|----------------------|--------------------|
| 1 There is 1 bat. | 2 _____ ice lolly. |
| 3 _____ crabs. | 4 _____ boat. |
| 5 _____ sandcastles. | 6 _____ shells. |

2 Write.

nineteen sixteen twelve thirteen

16 sixteen

12 _____

19 _____

13 _____

3 Write the words in the correct box.

bed sun cream fourteen write boat fifteen
blanket shelf draw seventeen ice lolly talk

bedroom

bed

beach

numbers

verbs



4 Order the words.

1 go the Let's to beach!

Let's go to the beach!

2 good idea. That's a

3 you swim? Can

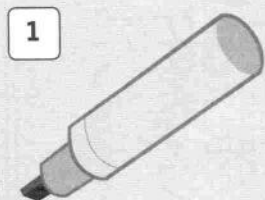
4 can. I Yes,

5 swim in Let's the sea



5 Write.


a e i o u



p _ e _ n

$$2 + 3 = 5$$


s _ _ m




f _ _ x



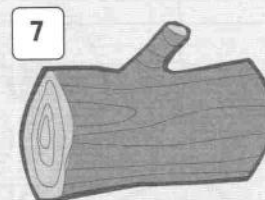
c _ _ t



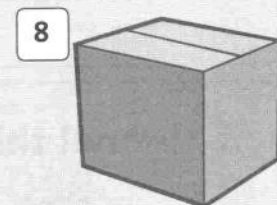
m _ _ n



b _ _ n



l _ _ g



b _ _ x

6 Write about you.

1 What's your name?

My name's

2 How old are you?

3 What colour is your hair?

4 What colour are your eyes?

5 What animals do you like?

6 What food do you like?

Read and colour.

Starter Hello!

1

one

2

two

3


three

4

four

5

five



red



yellow

6

six

7

seven

8

eight

9

nine

10

ten



pink



green



orange



blue



purple

JUNE

Sunday	1	8	15	22	29
Monday	2	9	16	23	30
Tuesday	3	10	17	24	
Wednesday	4	11	18	25	
Thursday	5	12	19	26	
Friday	6	13	20	27	
Saturday	7	14	21	28	


www.irlanguage.com

 مرجع آموزش زبان ایرانیان

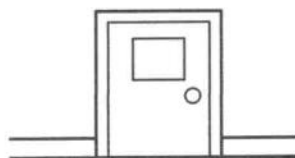
1 School things



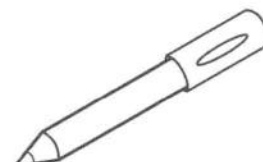
bag




book



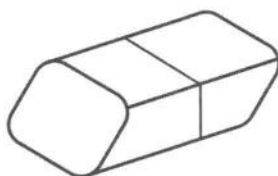
door




pen



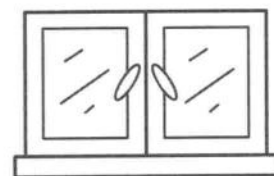
pencil



rubber

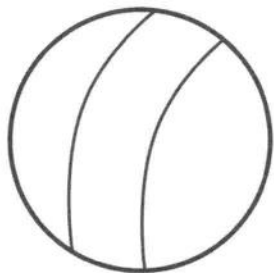


ruler



window

2 Toys



ball



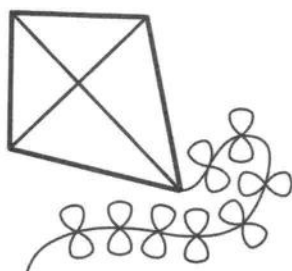
bike



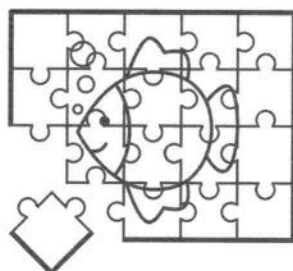
car



doll




kite



puzzle




teddy



train


3 My body



4 Jobs



doctor



farmer



fireman



housewife




pilot



policeman

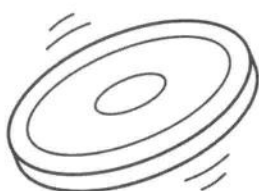


pupil




teacher

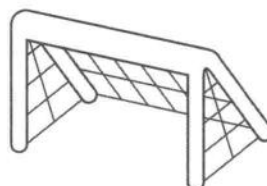
5 The park



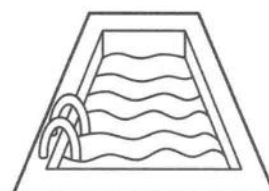
frisbee



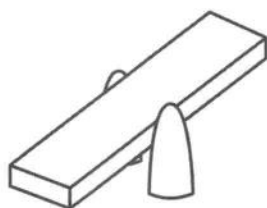
ice cream



net



pool



seesaw



slide



swing



tree

6 My family



mum



dad



sister




brother




grandma




grandpa



aunt



uncle



cousin

7 My clothes



coat



dress



hat



shoes



shorts



socks



trousers




T-shirt

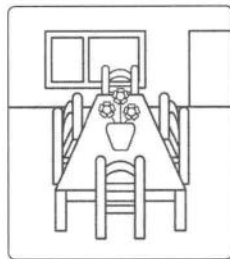
8 My house




bathroom



bedroom




dining
room




living
room



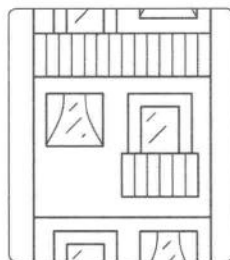
kitchen



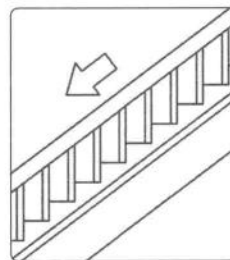
garden



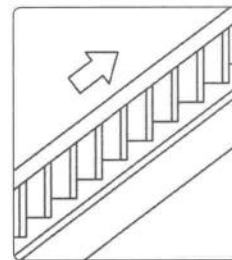
house



flat



downstairs



upstairs

9 My lunch box



apple




banana



biscuit



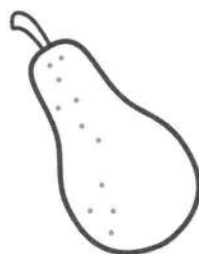
drinks



grapes




lunch box



pear



sandwich




tomato

10 My friends and shapes



blond



brown




curly




long



short



straight



circle



rectangle




square




triangle


11 The zoo



elephant




giraffe



monkey




parrot




snake



tiger



big



little



tall

12 Food and drinks



bread



carrots



fish



meat



rice



yogurt



juice

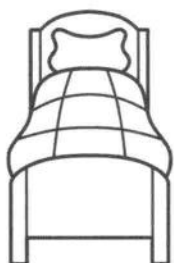


milk

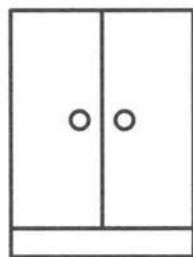


water

13 My bedroom and numbers 11–20




bed



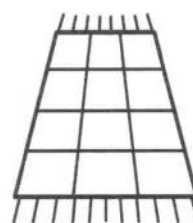
cupboard



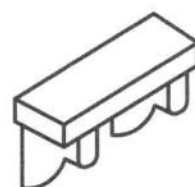
pillow



blanket



rug



shelf

11

eleven

12

twelve

13

thirteen

14

fourteen

15

fifteen

16

sixteen

17

seventeen

18

eighteen

19

nineteen

20

twenty

14 Verbs



climb



draw



fly



run



sing



swim



talk

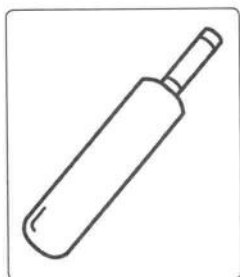


walk




write


15 The beach



bat



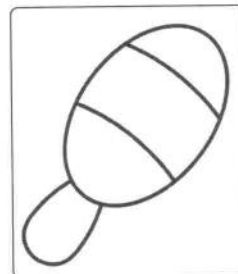
beach




boat




crab




ice lolly




sandcastle



shell



sun cream



the sea

1 Trace and copy.

A A A a a a

B B B b b b

C C C c c c

D D D d d d

E E E e e e

F F F f f f

G G G g g g

H H H h h h

I I I i i i

J J J j j j

K K K k k k

L L L l l l

M M M m m m

N N N n n n

O O O o o o

P P P p p p

Q Q Q . . q q q . .

R R R . . r r r . .

S S S . . s s s . .

T T T . . t t t . .

U U U . . u u u . .

V V V . . v v v . .

W W W . . w w w . .

X X X . . x x x . .

