





Grade 4



Unit 10: Family Circles

Week 1 - Lesson 7

Date:

Remember these:

This is the **taskbar**.




Cameras **off** please.



Microphones **off** please.



Turn **ON** the chat .



What do I need before we start?



Course Map

Access Book 4

Bridge to Success Book 5

Bridge to Success Book 4

● Instructional Planners and Supplemental Ma...

● Week 1 Materials

● Week 1 Activities

● Week 2 Materials

● Week 2 Activities

● Week 3 Materials

📁 Week 3 AB

📁 Week 3 LB

Bridge to Success Book 4 In Term 3 (2019 -2020)

Week 3 Materials

Week: 1 | Number of period(s): 5

📁 BTS G4 TG T3 Week 3.pdf




Week 3 AB

Viewed by: 0 student(s)



BTS Book 4 T3 AB Week 3.pdf



Useful



Extremely Useful




Week 3 LB

Viewed by: 0 student(s)



BTS Book 4 T3 LB Week 3.pdf



UNITED ARAB EMIRATES
MINISTRY OF EDUCATION

English Language Instructional Planner

Term 3 2019 / 2020		Bridge to Success Book 4			
NELCF Level		2.2			
Week	1	Unit	10	Lesson Coverage	1
Resources					
Learner book pages	165-166	Activity book pages	114		
Audio Tracks	LB: 90	Handwriting			
PCM		PIRLS			

Domain	Code	Content			
Listening	En.2.L.CS.3	Listen and identify familiar words and set phrases in short, simple texts on familiar topics.			
Reading	En.2.R.CS.2	Read and identify familiar words and set phrases in short, simple texts on familiar topics.			
Speaking	En.2.S.F.1	Use basic language structures when speaking.			
	En.2.S.IP.1	Express own ideas using a range of familiar words, set phrases and expressions.			
Writing	En.2.W.WS.3	Write high frequency words correctly.			



Supplementary Syllabus

Domain	Category	Code	Content	
Functional Language	Understand: Describing people	FL.6		
Grammar	Understand and Use: Present simple	G.12.1	Play, go, do, am, is, plays, helps, works, thinks, says	
Lexis	Family: extended family		family, grandma, grandad, dad, father, mum, mother, sister, brother, cousin, me	

Assessment

Assessment Tool	Syllabus Coverage	Periods

**BTS 4
Learner book
and Activity
book**



Weekly objectives:

Domain	Code	
Listening	En.2.L.CS.2	Listen and understand the overall meaning of short, simple texts on familiar topics.
	En.2.L.CS.3	Listen and identify familiar words and set phrases in short, simple texts on familiar topics.
Reading	En.2.R.CS.1	Read and understand the overall meaning of short, simple texts on familiar topics.
	En.2.R.CS.2	Read and identify familiar words and set phrases in short, simple texts on familiar topics.
Speaking	En.2.S.F.1	Use basic language structures when speaking.
	En.2.S.IP.1	Express own ideas using a range of familiar words, set phrases and expressions.
Writing	En.2.W.WS.3	Write high frequency words correctly.
	En.2.W.WP.1	Write short, simple sentences on familiar topics.

Today's Learning Objectives:



Listening: To listen for specific information in a postcard from an Emirati girl.

Speaking: To ask and answer questions about their peers' predictions based on visuals.

Reading: To read for specific information in a postcard from an Emirati boy.

Writing: To write a postcard including organisational features.

Lesson 7 Sending a postcard

1 Talk about it Look at the postcard below. What is it for?

Hi Khulood!

Got here on Wednesday and having a fab time! My brothers love swimming in the hotel pool!

Yesterday Mum, Dad and I went to the Sheikh Zayed Mosque - it's so beautiful!

In the evening, we had a camel ride (yikes!) and dinner in the desert, it was really yummy! I like eating the local food and want to learn how to cook it!

I hope to see the Emirates Palace before we leave on Sunday!

Say hello to Midiya for me!

Wish you were here!

Noura

Writing tip

When we write postcards we use informal language because we are writing to friends and family. We also only have a small space to write in.

Shorter sentences:

Having a lovely time!

Special phrases:

Say hello to Midiya for me!

Wish you were here!

94 2 Read and listen

Read the postcard in Activity 1 and match the questions 1-6 with the answers a-f.

- | | |
|-----------------------------|--|
| 1 Who wrote the postcard? | a She was with her family. |
| 2 Who did she write to? | b Noura. |
| 3 Where did Noura stay? | c She went to the Sheikh Zayed Mosque. |
| 4 Who was she with? | d She was in a hotel. |
| 5 Where did she visit? | e Yes, she loved it. |
| 6 Did she have a good time? | f Khulood. |

Are Noura and Khulood friends or not? How do you know?

3 Word study

Match the words 1-3 with their meanings a-c.

- | | |
|---------|---------------|
| 1 fab | a delicious |
| 2 yikes | b wonderful |
| 3 yummy | c a bit scary |

Why does Noura use these words and not their meanings?

Why does she use so many exclamation marks?

Lesson 7 Sending a postcard

1 Word study

Label the parts of the postcard with the words in the box.

stamp sender address receiver



2 Write

Complete Majed's postcard with the words in the box.

playing time you Arrived we're

Hi Khalid!

_____ ⁽¹⁾ here safely and

having a super _____ ⁽²⁾!

I love _____ ⁽³⁾ on my cousin's

computer! Tomorrow _____

⁽⁴⁾ going hiking in the Hafit

mountains. I'm very excited!

Wish _____ ⁽⁵⁾ were here!

Say hello to Omar for me!

Home Sunday!

Majed

Writing tip

We use capital letters ...

to start a sentence:

Say hello to Omar for me!

for names: **Khalid**

for places and countries:

the Hafit mountains

for days of the week


and months: **Sunday.**

3 Write

Write a postcard to Noura or Majed (or even to your friend or partner in the class). Decide where you are (it can be anywhere you like).

Starter

How do we communicate?



Type your ideas in the chat!



COMMUNICATION



Name of the person you are writing to/receiver

Lesson 7 Sending a postcard

1 Talk about it



Look at the postcard below.

What is it for?

It is a quick, fun way of writing to friends and family when you are on holiday, and showing them an aspect of where you are.

Informal language, your message and short sentences.

Hi Khulood!

Got here on Wednesday and having a fab time! My brothers love swimming in the hotel pool!

Yesterday Mum, Dad and I went to the Sheikh Zayed Mosque - it's so beautiful!

In the evening, we had a camel ride (yikes!) and dinner in the desert, it was really yummy! I like eating the local food and want to learn how to cook it!

I hope to see the Emirates Palace before we leave on Sunday!

Say hello to Midiya for me!

Wish you were here!

Noura

Signature/ name of the writer

Senders address

Stamp

Writing tip

When we write postcards we use informal language because we are writing to friends and family. We also only have a small space to write in.

Shorter sentences:

Having a lovely time!

Special phrases:

Say hello to Midiya for me!

Wish you were here!

94 **2 Read and listen**

Read the postcard in Activity 1 and match the questions 1–6 with the answers a–f.

Hi Khulood!

Got here on Wednesday and having a fab time! My brothers love swimming in the hotel pool!

Yesterday Mum, Dad and I went to the Sheikh Zayed Mosque - it's so beautiful!

In the evening, we had a camel ride (yikes!) and dinner in the desert, it was really yummy! I like eating the local food and want to learn how to cook it!

I hope to see the Emirates Palace before we leave on Sunday!

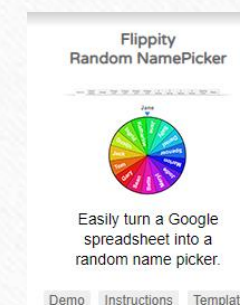
Say hello to Midiya for me!

Wish you were here!

Noura

- | | |
|-----------------------------|--|
| 1 Who wrote the postcard? | a She was with her family. |
| 2 Who did she write to? | b Noura. |
| 3 Where did Noura stay? | c She went to the Sheikh Zayed Mosque. |
| 4 Who was she with? | d She was in a hotel. |
| 5 Where did she visit? | e Yes, she loved it. |
| 6 Did she have a good time? | f Khulood. |




Are Noura and Khulood friends or not? How do you know?



Lets check the answers using the random name selector.

3 Word study

Match the words 1–3 with their meanings a–c.

- | | | |
|---------|--|----------------------|
| 1 fab |  | a delicious |
| 2 yikes |  | b wonderful |
| 3 yummy |  | c a bit scary |

Why does Noura use these words and not their meanings?

Why does she use so many exclamation marks?

Lesson 7 Sending a postcard

1 Word study

Label the parts of the postcard with the words in the box.

stamp sender address receiver

receiver

sender

1

2

3

4

stamp

address

LMS Activity 2 - Gap filling

2 Write

Complete Majed's postcard with the words in the box.

playing time you Arrived we're

Hi Khalid!

_____ ⁽¹⁾ here safely and
having a super _____ ⁽²⁾!
I love _____ ⁽³⁾ on my cousin's
computer! Tomorrow _____
⁽⁴⁾ going hiking in the Hafit
mountains. I'm very excited!
Wish _____ ⁽⁵⁾ were here!
Say hello to Omar for me!
Home Sunday!
Majed



Writing tip

We use capital letters ...

to start a sentence:

**Say hello to Omar
for me!**

for names: **Khalid**

for places and countries:


the Hafit mountains

for days of the week

and months: **Sunday.**

LMS Activity 2

Write a postcard to friend . Decide where you are (it can be anywhere you like).



Plenary

Game time!

Gap filing activity

<https://wordwall.net/resource/620611/angielski/postcard>

Post card vocabulary

<https://wordwall.net/resource/1013203/postcard-vocabulary-game>




Evaluation



How do you feel about the lesson



good



Not bad



bad

Thank you!