



Welcome to English Class



GRADE

one

UAE Phonics

Online class rules

Be ready on time



Sit in a good position



Mute your microphone when I am speaking



Listen carefully



Today is

Sunday

Monday

Tuesday

Wednesday

Thursday

1

4

st

1

5

nd

2

6

rd

2

7

th

3

8

9

3

0

January

February

March

April

May

June

July

August

September

October

November

December

Today's weather is...





UAE Phonics 1



2019-2020


GRADE
1



UAE
PHONICS




Copybook



Colored pencils






Pencil



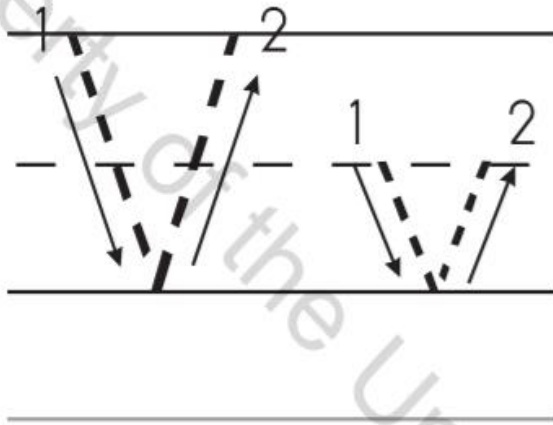
Learning Objectives

- ✓ Identify initial and end sounds in written words.
- ✓ Listen and identify initial sounds in simple words



Phonics Focus - V v

- Listen to your teacher. Say the sound. Sing the Phonics Song.
- Look at the letter. Say **v**. Trace **V v**.



violin



van



vase



vet




Van

van

Let's read!

Letter V

A Reading A-Z Phonics Book

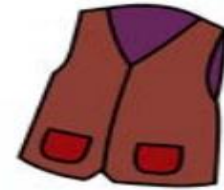


Reading a-z

Visit www.readinga-z.com
for thousands of books and materials.

© Learning A-Z • All rights reserved.

SOUND/SYMBOL BOOK



V v



Letter V

www.readinga-z.com

V v



Van

van

1

2

V v



Vest

vest

V v



Volcano

volcano

3

V v



Violin

violin

4





This is a van.

5



This is a vest.

6




This is a volcano.

7



This is a violin.

8



Click the link

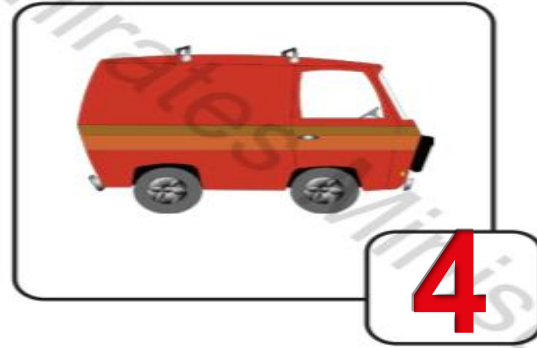


[Letter v read and choose - Quiz \(wordwall.net\)](https://www.wordwall.net)

How many words can you find that
start with the letter V v?



Activity 2

Listen and write the numbers (1 – 4).



Activity 3

Practise the **v** tongue twister.

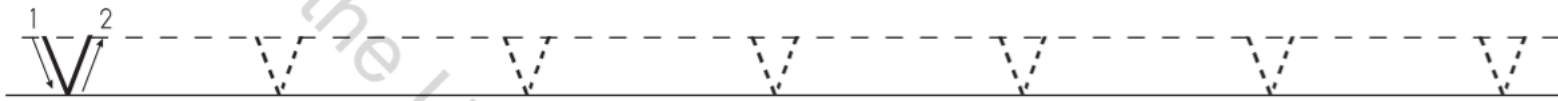
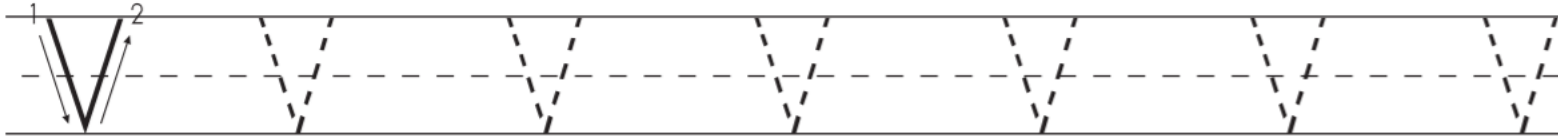
A **v**ery sick
vulture
visits the **v**et!



Phonics Focus - V v

Activity 4





Say the sound. Trace and write the letters.



Property of the United Arab Emirates

Activity 5





Match the words to the correct word shapes.

1. vase	2. violin	3. vet	4. van
			

Red arrows indicate the following matches: 'vase' to the 4th shape, 'violin' to the 1st shape, 'vet' to the 2nd shape, and 'van' to the 3rd shape.

Activity 6

Unscramble the letters and write the words.

1. 	o v l n i i	violin
2. 	v e s a	vase
3. 	e v t	vet
4. 	a n v	van

Spin and Read..



V is For

Identify the objects that start with the letter "v" and select them.

VIOLIN

BEACH UMBRELLA

PIANO

STAR

V

VAN

VASE

BOOK

VOLCANO

ROSES

Finish!!

Let's practice !

[https://www.liveworksheets.com/worksheets/en/English_as_a_Second_Language_\(ESL\)/Phonics/Letter_v_rj1192885me](https://www.liveworksheets.com/worksheets/en/English_as_a_Second_Language_(ESL)/Phonics/Letter_v_rj1192885me)



<https://wordwall.net/resource/1773753/letter-v-mrs-basma>

<https://wordwall.net/resource/1762539/letter-v-game>

<https://wordwall.net/resource/1843301/letter-v-read-choose>



Let's read!

Applesauce

Written by Katherine P. Burdick
Illustrated by Patrick Girouard



Applesauce

A Reading A-Z Level B Leveled Book
Word Count: 21



Reading a-z

Visit www.readinga-z.com
for thousands of books and materials.

LEVELED BOOK • B

Applesauce




Written by Katherine P. Burdick
Illustrated by Patrick Girouard

www.readinga-z.com



Some are red.



Some are green.



Some are yellow.



Cut the apples.



Cook the apples.



Mash the apples.



Add cinnamon?



Applesauce!

- 1 What happens before the man cuts the apples?
Ⓐ He buys some apples. Ⓑ He mashes the apples.

- 2 The author's purpose for this story is to inform. What is a step the author gives for making applesauce?
Ⓐ Cut the apples. Ⓑ Sort the apples.

- 3 The man cooks the apples to _____.
Ⓐ make them clean enough to eat Ⓑ make them soft enough to mash

- 4 How do the children feel when they are eating the applesauce?
Ⓐ happy Ⓑ sad

- 5 An _____ is a red, yellow, or green fruit that grows on a tree.
Ⓐ apple Ⓑ applesauce

Self-evaluation

- **I can** Listen and identify initial, median and final phonemes in simple words.

1 I need more help!

2 I am getting there.

3 I can do it!