



Good Morning Learners and
welcome to our Science Lesson .

Little
Action
Kids



Bella



Marcos



Eva



Raj



Lily

Today is

Today's weather is...

Monday

Tuesday

Wednesday

Thursday

Sunday

1

4

st

1

5

nd

2

6

rd

2

7

th

3

8

9

3

0

January

February

March

April

May

June

July

August

September

October

November

December



Our classroom rules



**1. Please
be on time.**



**2. Be polite!!!
Raise your
hand.**



Don't shout



Wait your turn.



**3. Keep your
mic muted.**




**4. Stay
focused!!!**

Lis
wa




Have all materials for class.




You will need:


Sharp pencil



Science Book.



sharpener



I pad or laptop

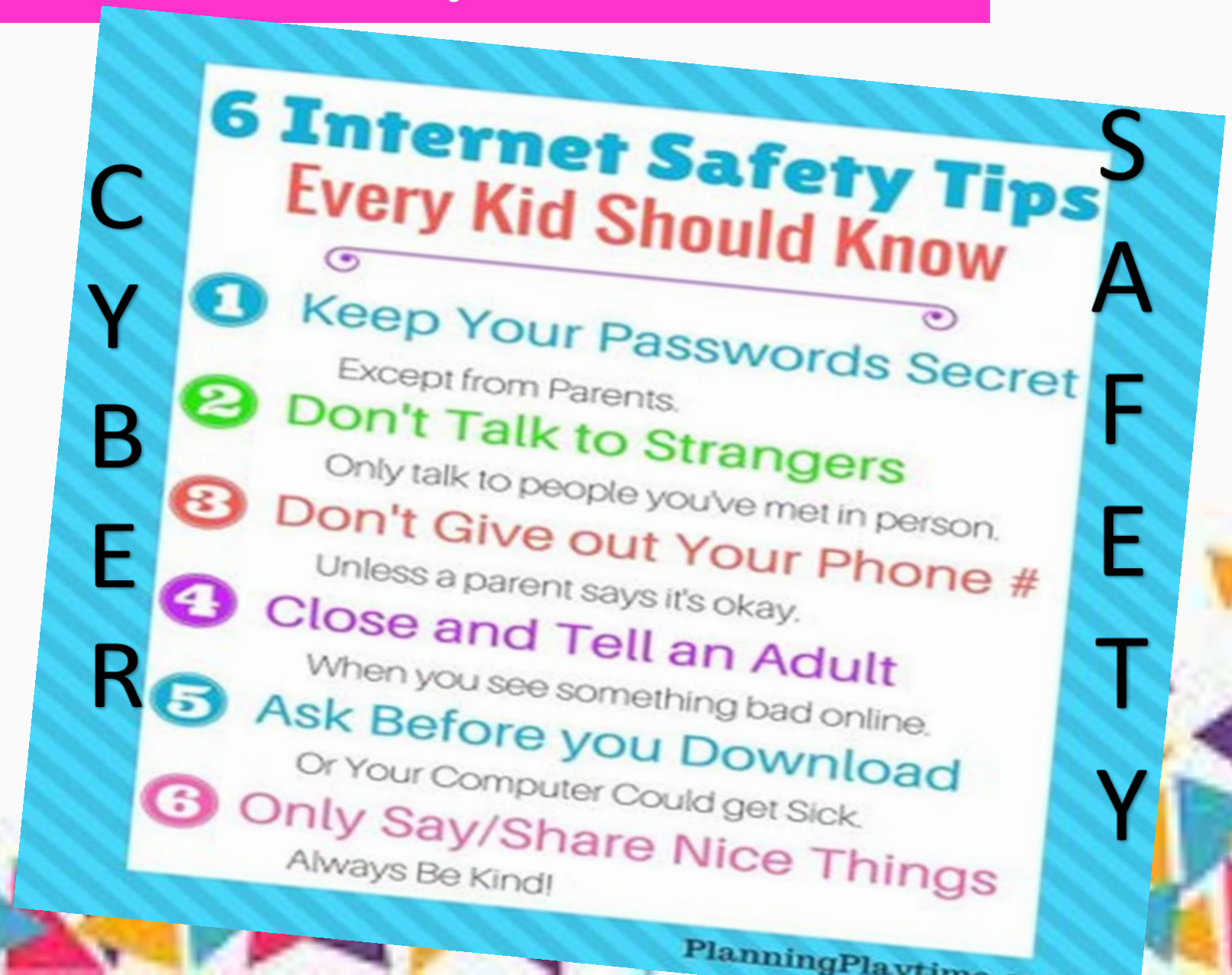


Internet Safety Rules.

7.



C
Y
B
E
R



S
A
F
E
T
Y

PREVENTION OF COVID-19



ALCOHOL GEL

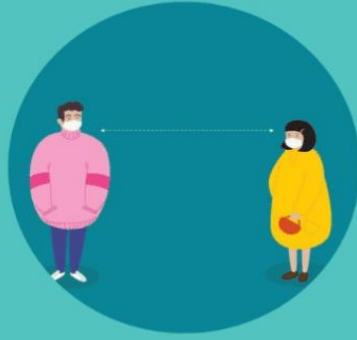


FACE MASK




WASHING HANDS

SOCIAL DISTANCING



Covid safety:
Stay safe by following the safety rules.

Covid Safety



Awards

Let's work towards our LMS
badges!



Hard Worker
3 Point/s



Participation

1 Point/s



Good Listener
1 Point/s



Online Learning Super Star!!

3



I respect
class
rules.

I'm active
and I
participate
all the
time.

I answer
questions
in class.

attendance **MATTERS**

every student • every day



Attend Today, Achieve Tomorrow



JIGSAW PLANET

What do you think we are learning about today?



<https://www.jigsawplanet.com/?rc=play&pid=27e342d94b28>





Our Objective:



Make observations and explain why landscape changes.



Our Vocabulary

water



wind



rocks



Refer to pages 5.



PAGE KEELEY
SCIENCE
PROBES

LESSON 1 LAUNCH

Shapes of Landforms

Three friends are talking about changes to the shapes of landforms. Which friend has the best idea?

Carlos: I think water can change the shape of land.

Penny: I think wind can change the shape of land.


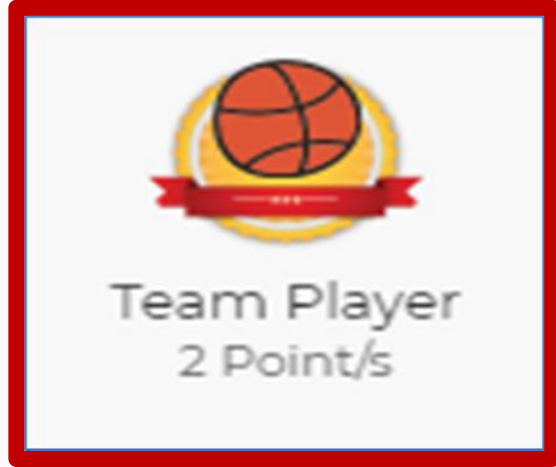
Max: I think both water and wind can change the shape of land.

Explain your thinking.


Water can wash away land.
Wind can blow sand and dirt around.

SCIENCE PROBE: Lesson 1: Slow Changes to Earth's Landscape 5

Reminder



Be good ,be kind, follow the rules...



How did this rock get its shape? page 7



Look at the rock picture .Do you think it has undergone changes?



Yes or no



How did this rock get its shape? page 7




What caused the rock to change?

Water



wind





Slow changes to Earth's landscape-

Page 6



ENCOUNTER
THE PHENOMENON

How did this rock get its shape?

Changes to Land **GO ONLINE**
Check out *Changes to Land* to see the phenomenon in action.

Look at the photo and watch the video. Circle parts of the rock you think have changed on the photo. What do you wonder about the rock? Record your thoughts below.

**How did the tunnel form?
How long did it take?**


Did You Know?
Tiny grains of sand can change the shape of a huge rock!

ENGAGE Lesson 1 Slow Changes to Earth's Landscape 7



Slow changes to Earth's landscape-

Page 7





Plenary-What caused this rock to change?



wind



water



THANK
YOU



