



MY FUN SKILLS

KG1

Module 3

Transportation



1445-2023



حضرة صاحب السمو الشيخ تميم بن حمد آل ثاني
أمير دولة قطر

النشيد الوطني

قَسَمًا بِمَنْ رَفَعَ السَّمَاءَ قَسَمًا بِمَنْ نَشَرَ الضِّيَاءَ
قَطْرٌ سَتَبَقَى حُرَّةً تَسْمُو بِرُوحِ الأَوْفِيَاءِ
سِيرُوا عَلَى نَهْجِ الأُلَى وَعَلَى ضِيَاءِ الأنْبِيَاءِ
قَطْرٌ بِقَلْبِي سِيرَةٌ عِزٌّ وَأَمْجَادُ الإِبَاءِ
قَطْرُ الرِّجَالِ الأَوَّلِينَ حُمَاتُنَا يَوْمَ النِّدَاءِ
وَحَمَائِمُ يَوْمِ السَّلَامِ جَوَارِحُ يَوْمِ الفِدَاءِ



Index



9 Unit Nine: Land Transport

○ Lesson 1: Story.....	6
○ Lesson 2: Vocabulary.....	8
○ Lesson 3: Phonics.....	10
○ Lesson 4: Revision	12

10 Unit Ten: Water Transport

○ Lesson 1: Story.....	15
○ Lesson 2: Vocabulary.....	16
○ Lesson 3: Phonics.....	20
○ Lesson 4: Revision	22

11 Unit Eleven: Air Transport

○ Lesson 1: Story.....	25
○ Lesson 2: Vocabulary.....	27
○ Lesson 3: Phonics.....	29
○ Lesson 4: Revision	31

12 Unit Twelve: Road Safety

○ Lesson 1: Story.....	35
○ Lesson 2: Vocabulary.....	37
○ Lesson 3: Phonics.....	40
○ Lesson 4: Revision	42

9 Unit Nine

Land Transport



Name:

Date:

Unit 9 Lesson 1

1 Listen to the story.

Land Transport



Welcome to Doha, Tom!
Thank you. This is a nice car!



Wow! This is a big bus.
Tom, let's go for a ride!



Bader, this is a small bicycle!



Look, Tom. This is a fast train!

Name:

Date:

Unit 9 Lesson 1

2 Listen, match and say.

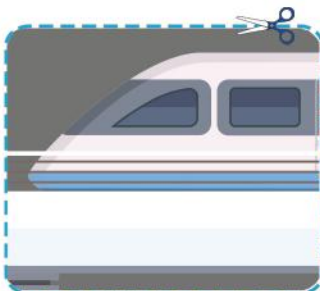



Name:

Date:

Unit 9 Lesson 2


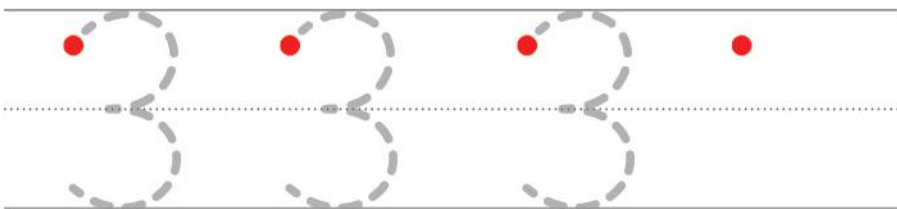
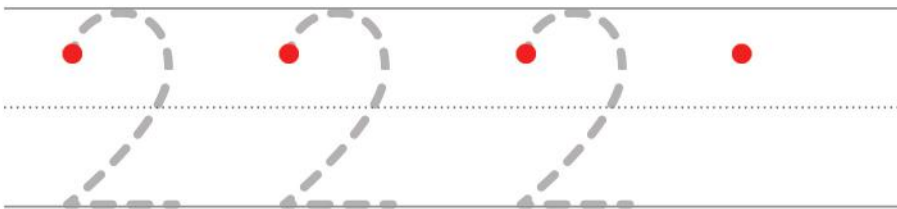
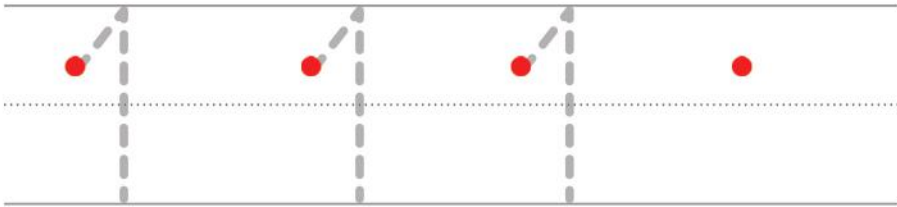
1 Cut, glue and say: **This is a ...**



Name: Date:

Unit 9 Lesson 2

2 Trace, write and draw.




Name:

Date:

Unit 9 Lesson 3

1 Listen and say.

Ee



elephant



egg

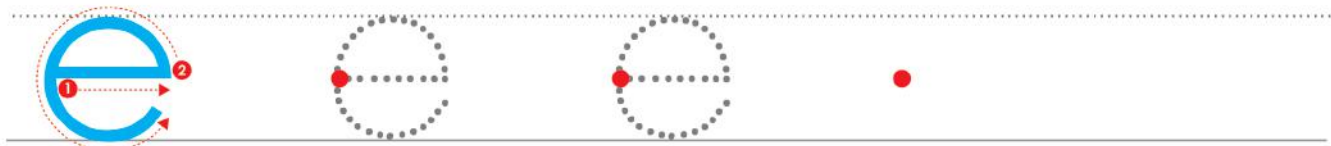
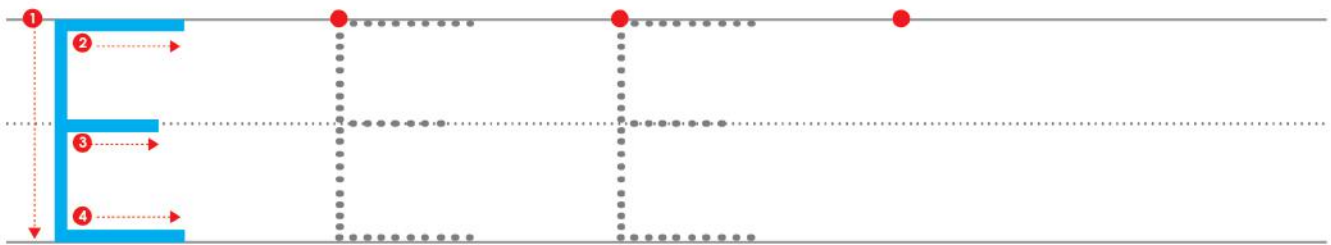
Name: Date:

Unit 9 Lesson 3

2 Trace and say.



3 Trace, write and say.

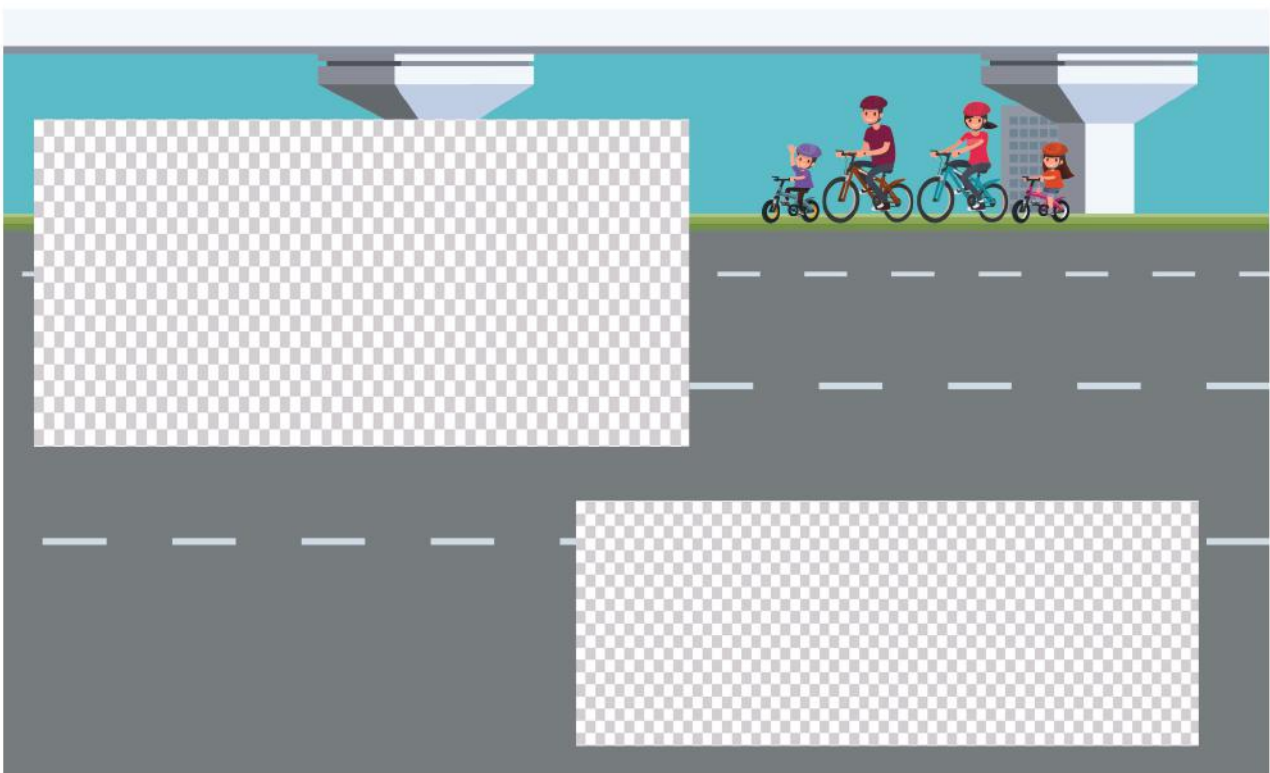


Name:

Date:

Unit 9 Lesson 4

1 Cut, glue and say: **This is a ...**



Name:

Date:

Unit 9 Lesson 4

2 Count, write and say.

1

2

3



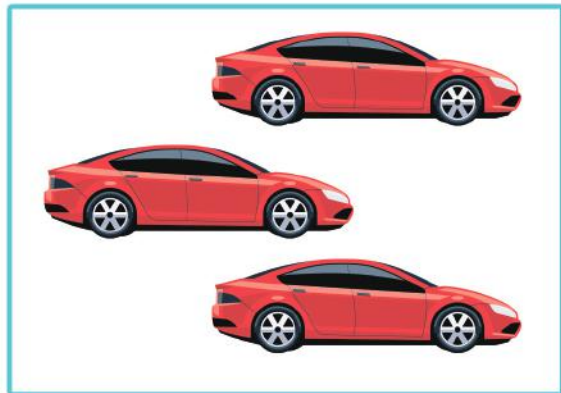
.....
.....
.....



.....
.....
.....




.....
.....
.....



.....
.....
.....

10 Unit Ten

Water Transport



Name:

Date:

Unit 10 Lesson 1

1 Listen to the story.


Katara



Dad, let's go to Katara.
I like the sea.



It is a nice boat.
Dad, can I swim with you?



Wow! I like the water. It is cool.



Look! It is a big ship.


Unit 10 Lesson 1

2 Cut, glue and say.


1



2



3



4



Name: Date:

Unit 10 Lesson 2

1 Listen and say: **It is a/the ...**



Name: Date:

Unit 10 Lesson 2

2 Listen and say.

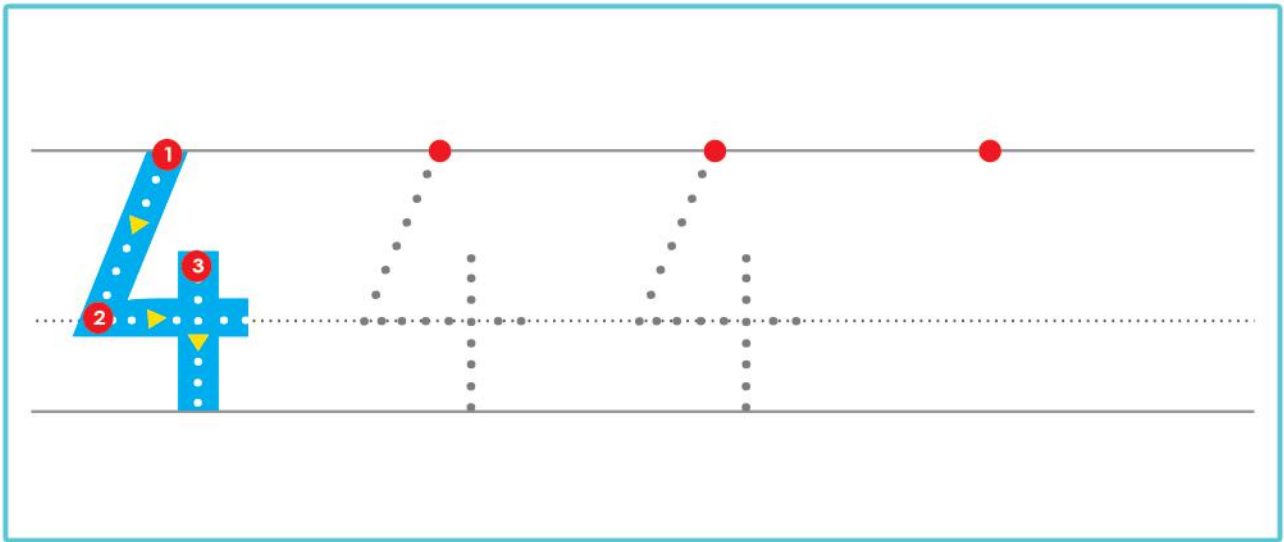
4



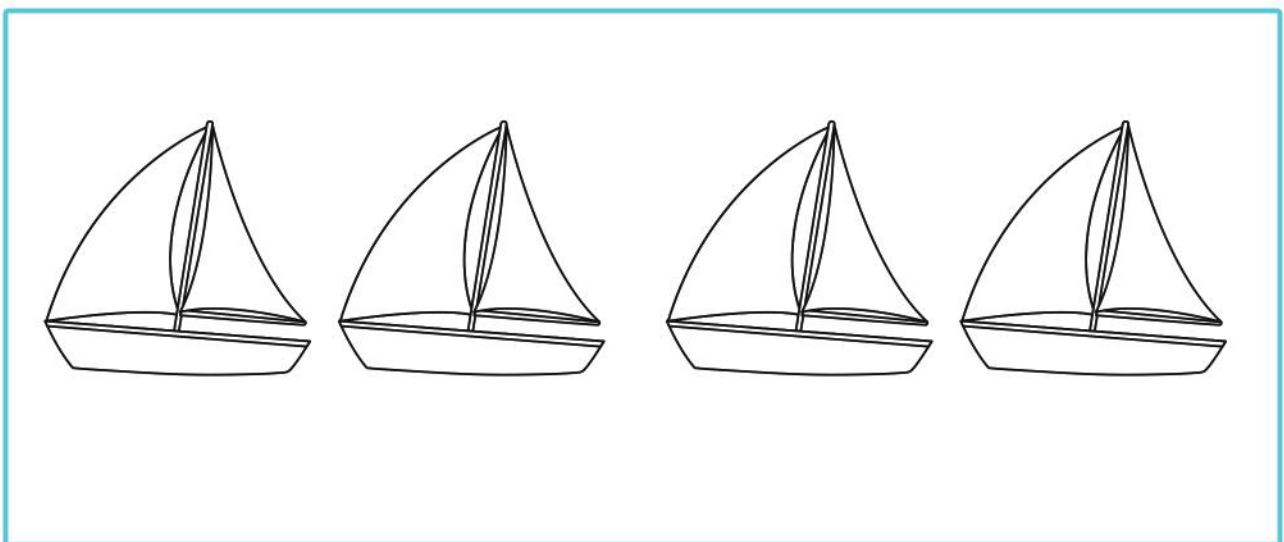
Name: Date:

Unit 10 Lesson 2

3 Trace, write and say.



4 Count, colour and say.




Name:

Date:

Unit 10 Lesson 3

1 Listen and say.

Ss



sun

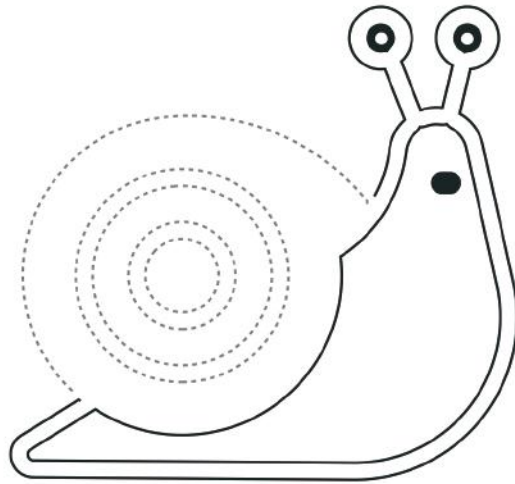


snail

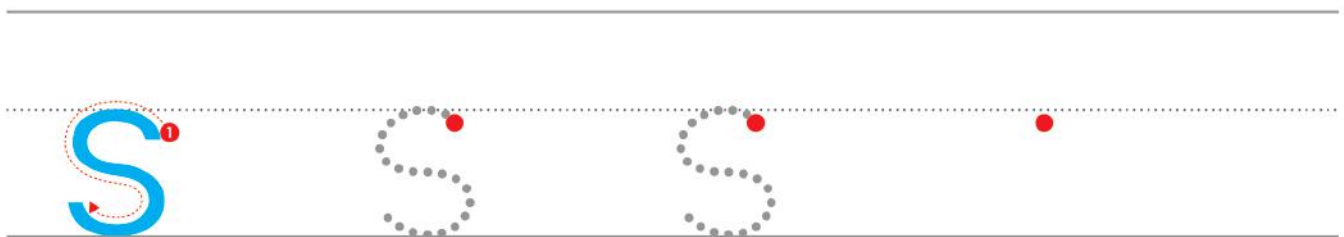
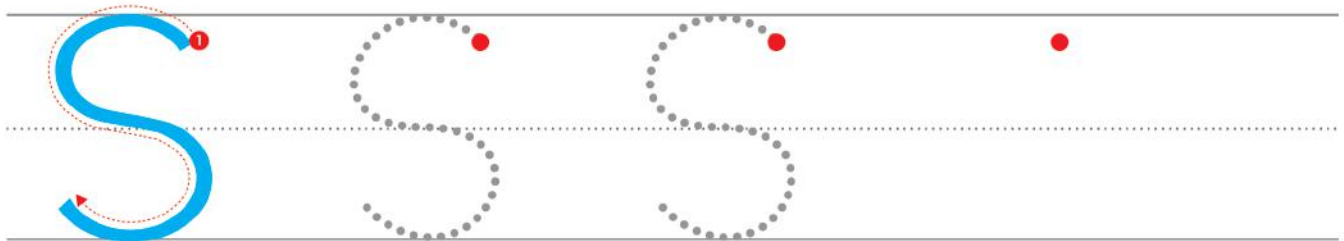
Name: Date:

Unit 10 Lesson 3

2 Trace and say.



3 Trace, write and say.



Name:

Date:

Unit 10 Lesson 4

1 Match and say: **It is ...**



Name:

Date:


Unit 10 Lesson 4

2 Count, match and say.


4



2



3



11 Unit Eleven

Air Transport



Name:

Date:

Unit 11 Lesson 1

1 Listen to the story.

The Airport



This is the airport.



That is a helicopter.



That is a big plane!







Wow, Mum! We will fly in the sky soon.

Name:

Date:

Unit 11 Lesson 1

2 Listen, number and say.



Name: Date:

Unit 11 Lesson 2

1 Listen and say: **This / That is a ...**



Name:

Date:

Unit 11 Lesson 2

2 Count, match and say.

3



4



2



1



Name:

Date:

Unit 11 Lesson 3

1 Listen and say.

V v



van




vase

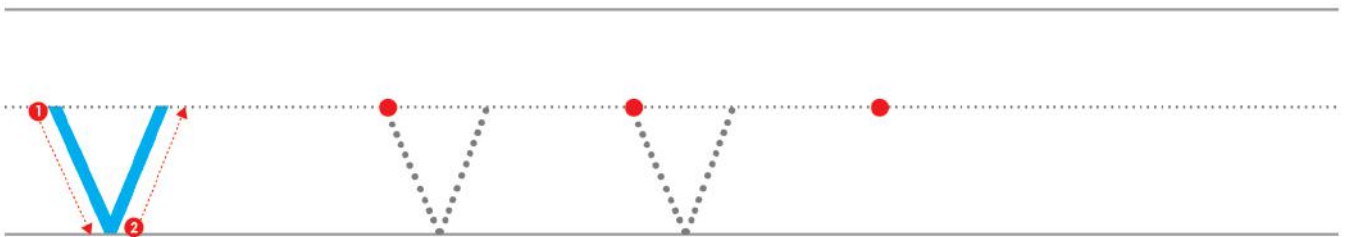
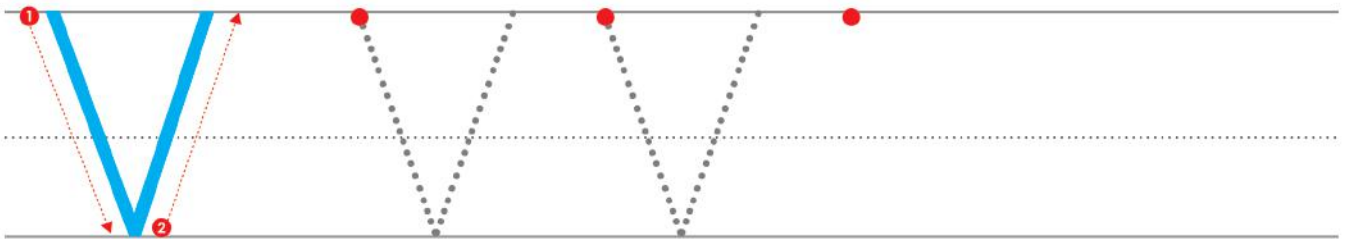
Name: Date:

Unit 11 Lesson 3

2 Colour and say.



3 Trace, write and say.



Name:

Date:

Unit 11 Lesson 4

1 Cut, glue and say: **This / That is a ...**




Name:

Date:

Unit 11 Lesson 4

2 Count, trace and write.



Name:

Date:


Unit 11 Lesson 4

3 Match and say.



12 Unit Twelve

Road Safety



Name:

Date:

Unit 12 Lesson 1

1 Listen to the story.

Be Safe



Hello, Dad! Let's go to Aspire park.



Dad, it is red. Stop!



Look, it is yellow. Get ready!







Now, it is green. Go!

Name:

Date:

Unit 12 Lesson 1

2 Listen, number and say.



Name: Date:

Unit 12 Lesson 2

1 Listen and say: It is ...

red → stop!

yellow → get ready!

green → go!



Name: Date:

Unit 12 Lesson 2

2 Listen and say.

5

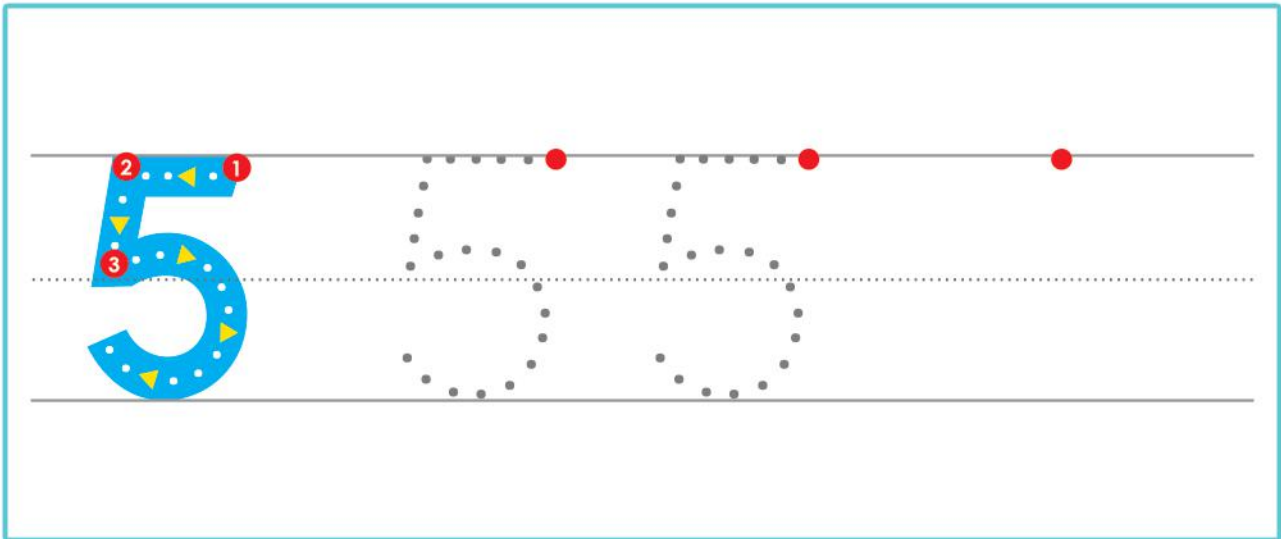


Name:

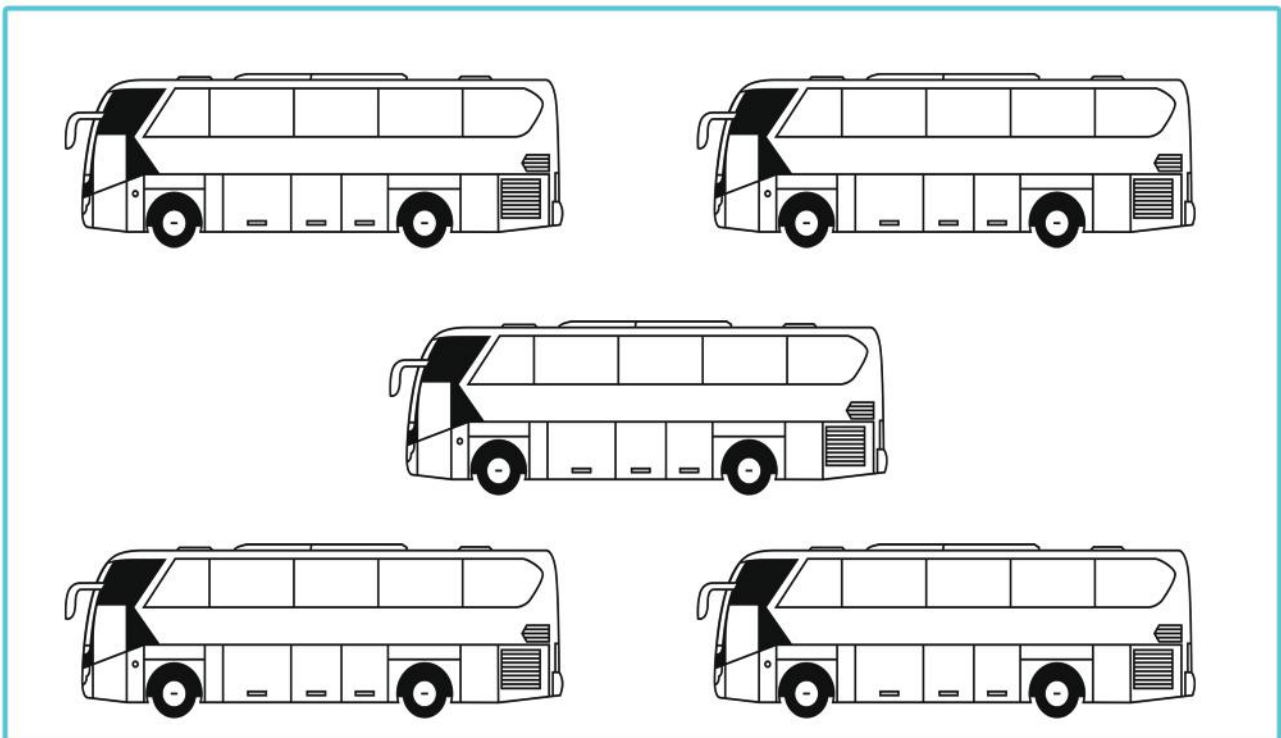
Date:

Unit 12 Lesson 2

3 Trace, write and say.



4 Count, colour and say.



Name:

Date:

Unit 12 Lesson 3

1 Listen and say.

Rr



rabbit




ring

Name:

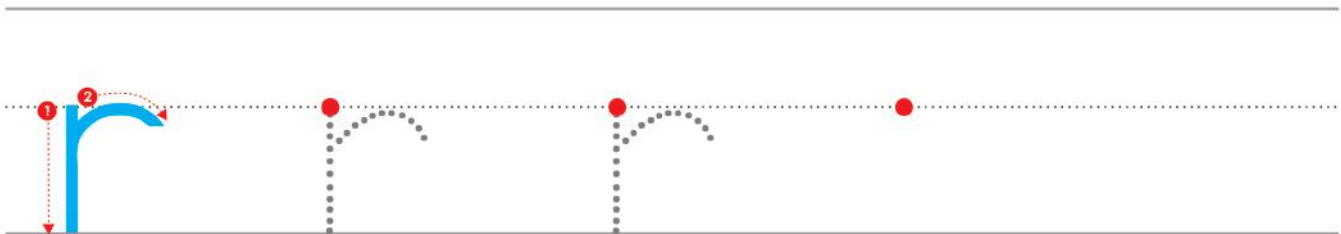
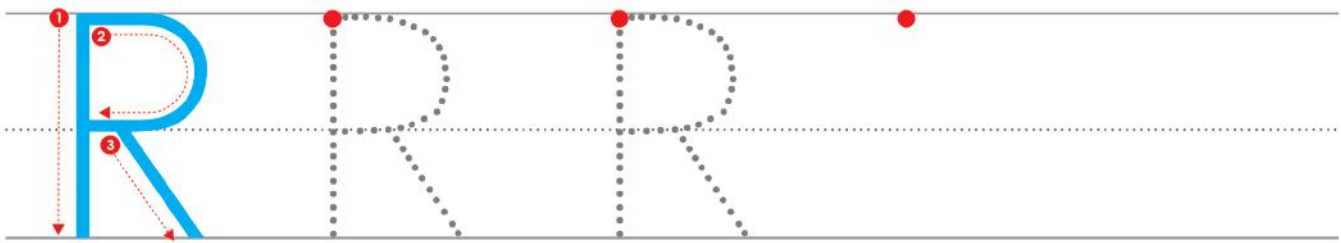
Date:

Unit 12 Lesson 3

2 Colour and say.




3 Trace, write and say.



Name: Date:

Unit 12 Lesson 4

- 1 Colour and say: **It is ...**
Stop - Get ready - Go



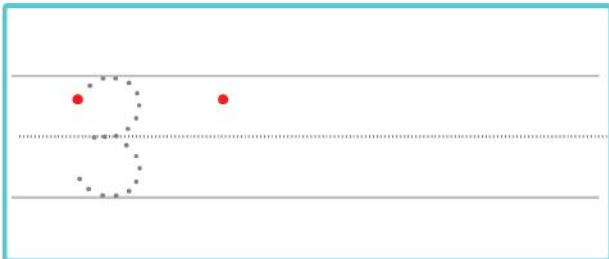

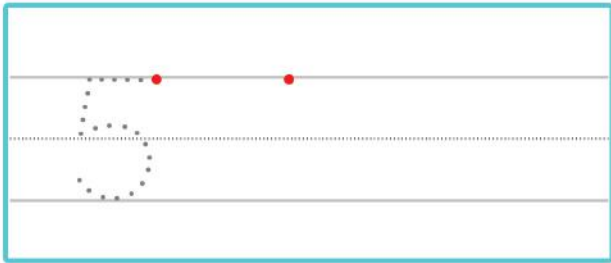


Name:

Date:

Unit 12 Lesson 4

2 Count, trace and write.



Assessment Page for KG 1 Module 3

Name: Class:

Teacher: Date:

Language Development Skills		levels		
		Mastered at the expected level 2	Part of skill is masters 1	Never 0
1	Can respond to very simple comprehension questions while /after listening to a story.			
2	Can name familiar objects by using the vocabulary taught.			
3	Can track the lesson vocabulary from left to right correctly.			
4	Can use the structure :It is a /an			
5	Can sight read the words : go -by – car -yes- no -an- so -rat -fat -cat			
6	Can say numbers 1-4 and count up to 4 objects correctly.			
7	Can copy number 4 correctly.			
8	Can copy number 5 correctly.			
9	Can recognize the Letter “ Ee” correctly.			
10	Can recognize the Letter “Ss” correctly.			
11	Can recognize the Letters “ Vv” correctly.			
12	Can recognize the Letters “Rr” correctly.			
13	Can copy own name correctly.			
14	Can copy the Letter “ Ee” correctly.			
15	Can copy the Letter “Ss” correctly.			
16	Can copy the Letter “Vv” correctly.			
17	Can copy the Letter “Rr” correctly.			