



Qatar History and Citizenship

The 2nd Grade

2



Private Schools

Edition 1445/2023



Educational Supervision Department

Curriculum and Learning Resources Department

Educational and Academic Experiences from Schools

Scientific and Educational Review and Audit

Team of Educational Experts

Curriculum and Learning Resources Department

**And pray,
“My Lord! Increase
me in knowledge**

Taha, Verse (114)



His Highness

Sheikh Tamim bin Hamad Al Thani

The Amir of Qatar

Qatari National Anthem

Swearing by God who raised the sky

Swearing by God who spread the light

Qatar will always be free, be the spirit of the loyal

Travel the high road, Advance with the guiding light of the prophets

In my heart, Qatar is an epic of our forefather's glory.

Qatar is the land of the foremost men who protect us in times of distress

Doves of peace, warriors of sacrifice

Contents

▶ Lesson 1: Neighborhood	8
▶ Lesson 2: Rules, Responsibilities and Neighborhood	17
▶ Lesson 3: Honesty	27
▶ Lesson 4: Integrity	33
▶ Lesson 5: Qatar between Past and Present	39
▶ Lesson 6: His Highness the Father Amir Sheikh Hamad Bin Khalifa Al Thani	52
▶ Lesson 7: Cities in my Country “Qatar”	60
▶ Lesson 8: The Environment Around Me	71
▶ Lesson 9: Services in My Country and My Responsibilities	83
▶ Lesson 10: The four Seasons.	92

Introduction:

In the Name of Allah, the Most Gracious, the Most Merciful

All Praise be to Allah, Lord of the Worlds, and prayers and peace be upon our master Muhammad and all his family and companions.

Then,

Preparing the Qatari History and Citizenship book for all private schools is in order to acquaint students with the historical and civilizational achievements of the State of Qatar through the different Historical Eras, and to emphasize the role of grandparents and fathers in making this history through the harmony between the leadership and the people on the one hand, and the role of the leaders of the state and their efforts in building the modern State of Qatar and its renaissance in all fields on the other hand. As well as such book aims to enhance students' understanding of their current and future roles in preserving the Qatari identity and building on these achievements.

Qatari History and Citizenship books included integration between the fields of history and citizenship, so as to enhance a range of values based on affiliation, loyalty, moderation, the rights and duties under active citizenship, and the firming the principles of co-existence up so as to deepen national unity. It has been relying to put topics on the balance between the cognitive, skills and emotional aspects derived from document of Standards for Social Studies in the State of Qatar, and taking into account the chronological order of events away from the unnecessary words and repetition and verbosity, and so as to enhance aspects of critical and creative thinking and problem solving through a variety of exercises and activities to meet the different learning styles for students.

The 2nd Grade book includes ten lessons are as follows:

Lesson 1: Neighborhood, Lesson 2: Rules, Responsibilities and Neighborhood, Lesson 3: Honesty, Lesson 4: Integrity, Lesson 5: Qatar between Past and Present, Lesson 6: His Highness the Father Amir Sheikh Hamad Bin Khalifa Al Thani, Lesson 7: Cities in my Country Qatar, Lesson 8: The Environment Around Me, Lesson 9: Services in My State and My Responsibilities, Lesson 10: The four Seasons. We hope that the students will interact positively with the contents of the book in order to acquire knowledge and skills, build positive intellectual trends, and understand your roles and responsibilities towards your State, Qatar, and the entire world.

God grants success

1

Lesson 1

Neighborhood



The student is expected to

- ▶ Mention the components of the neighborhood in which he lives
- ▶ Determine the relationships that bind the people of the neighborhood in which he lives



Concepts I I learn:

▶ The Neighborhood.



Values I Learn

- ▶ Keep the Neighborhood clean



Preparation

Look at the picture then answer verbally

- What do I see in the picture?
- How many service centers do I see in the picture?
- What do I call this place?





I observe and conclude



Super Market

Garden

School



I learn:

- ▶ I live with my family in our house in the neighborhood
- ▶ The Neighborhood is a big place with big and small houses
- ▶ Our neighbors, whom we love and cherish, live next to us

Activity:



I write the name of my friend and the neighborhood in which he lives

My Friend's Name

The Neighborhood

.....

.....

I learn:




I buy my things from the super market.




I pray in the neighborhood mosque.



I am being treated in the health center.



I play in the neighborhood park.



I learn at school.



I live in a house in the neighborhood.

Hamad: I will cooperate with my friends in the neighborhood to keep the neighborhood clean. So, how do you keep the neighborhood clean?



Activity:

Put a (✓) Mark Under the Right Behavior:



I discuss and learn:




Help Hamad reach some places in the neighborhood.

Activity:



Color the picture of the components of the neighborhood.



I remember

Neighborhood:

- ▶ I live with my family in our house in the neighborhood.
- ▶ The neighborhood is a big place with big and small houses.
- ▶ Our neighbors, whom we love and cherish, live next to us.

The Components of the Neighborhood:

- ▶ I buy my things from the super market.
- ▶ I pray in the neighborhood mosque.
- ▶ I am being treated in the health center.
- ▶ I play in the neighborhood park.
- ▶ I learn at school.
- ▶ I live in a house in the neighborhood.



Exercise

1. Choose the Correct Answer between brackets:

- I and my neighbors go shopping in the.....

(Garden – Super Market - Health Center)

- When I feel sick, I go to the

(Health Center – Mosque – Garden)

- I pray with my neighbors in the

(Health Center – Mosque – Garden)

- I live with my family in the

(House – Super Market – Garden)

Exercise

1. Match the word with the appropriate picture:

Mosque

School

Super Market

Health Center



2. Complete the Scheme:

The Components of the Neighborhood:

.....

.....

.....

2

Lesson 2

Rules, Responsibilities and Neighborhood



The student is expected to

- ▶ Recognize the rules at home, school, and the neighborhood.
- ▶ Mention their roles and responsibilities in the home, school and neighborhood.
- ▶ Adhere to the rules and instructions in different places.
- ▶ Show the dangers of non-compliance with the rules and instructions.



Concepts I learn:

▶ Cooperation



Values I Learn

▶ Adhere to the rules and instructions in home, school, neighborhood

Preparation



I listen and answer:

«Rashid» asked his friend «Hamad»: What are you going to do in the mid-year vacation, «Hamad»? «Hamad» said: I will participate with my friends in planting flowers in the neighborhood in which we live. «Rashid» said: This is a beautiful and useful work, and I will participate with you.



- What role do you play in keeping your neighborhood clean and beautiful?

Neighborhood Rules:

In our country there are beautiful and clean neighborhoods. Residents of the neighborhood are obligated to the following:

1 - Cooperate in keeping the neighborhood clean.

2 - Keep the public and private property in the neighborhood.

3 - Keep the neighborhood calm do not disturb the neighbors.



I think:



- What is my role in keeping the neighborhood clean and beautiful?


I observe and conclude:



I do not pick flowers from the garden.



I keep the neighborhood trees.



I do not write on the walls.



I keep the neighborhood clean.

The safety of my neighbors and me:

I learn:



For the safety of my neighbors and me, I avoid doing the following:

- Playing with fireworks
- Setting fires in the neighborhood
- Throwing stones in the streets





Activity:

I discuss with classmates and answer verbally:



What are the risks that could happen to each of ...?

- A boy walks in the middle of the street.



- A boy jumps and hangs on a tree branch.



- Boys play football on a street in the neighborhood.





I listen and answer verbally:

“Jassem” went with his father to the Health Center of the neighborhood, and while waiting for his turn, he was playing in the Center’s corridors, making loud noises, and disturbing the patients in the Center.




- What do you think of Jassem’s behavior? And why?
- What is your advice for Jassem?



Activity:

- Take a nice photo of your neighborhood garden and paste it.



I remember



Neighborhood rules

Residents of the neighborhood are committed to the following:

- ▶ Cooperation in maintaining the cleanliness of the neighborhood.
- ▶ Preserving the public and private properties in the neighborhood.
- ▶ Preserving the quiet in the neighborhood and not disturbing the neighbors.

The safety of my neighbors and me:

For the safety of my neighbors and me, I avoid doing the following:

- ▶ Playing with fireworks.
- ▶ Setting fires in the neighborhood.
- ▶ Throwing stones in the streets.

My role in maintaining the cleanliness and beauty of the neighborhood:

- ▶ Preserve the trees in the neighborhood.
- ▶ Don't pick flowers from the garden.
- ▶ Keep the neighborhood clean.
- ▶ Don't write on the walls.

Exercise

1. Put a (✓) in front of the right answer of the following:

1 -Among my roles in preserving the neighborhood:

- Cooperation in maintaining the cleanliness of the neighborhood.
- Picking flowers from the garden.

2 -For the safety of my neighbors and me:

- Play with fireworks in the neighborhood.
- Play football in the designated place in the neighborhood.

3 -The neighborhood rules:

- Play and speak out loudly in the Mosque.
- Preserving the public and private properties.

2. Complete the following phrases with the appropriate between the brackets:

(instructions – my safety – the street – quiet)

1. I keep and don't disturb my neighbors.
2. I abide by the rules and don't walk in the middle of
3. For, I Play in the designated place in the neighborhood.
4. I abide by the rules and in public places.

3

Lesson 3

Honesty



The student is expected to

▶ Demonstrate the values of honesty and integrity in his behavior with others.



Concepts I learn:

▶ Honesty



Values I Learn

▶ Keen to be honest.

My
Moral:

Honesty

lying

Preparation

Listen to your teacher and answer the following:

Honesty means that we should tell the truth, and Allah Almighty commands truthfulness.

{O you who believe! Be afraid of Allah and be with those who are true (in words and deeds).}

- What is honesty?

- What did Allah Almighty command us to do?



Honesty

integrity


I'm Muslim... I'm honest



I listen and deduce

“Saeed” was swimming in the Gulf, and suddenly he shouted as loud as he could: “Save me! His friends rushed to him to save him, and when they reached him, they found him laughing, and says: I am fine, I was joking with you, then he repeated that two more times. After a while, the waves of the sea rose, and “Saeed” felt that he was drowning, so he shouted the loudest he could “Save me, save me”, his friends thought that he was lying like he did before, so they did not rush to save him. At the same time there was a man swimming near “Saeed”, who rushed to save him when he saw him drowning, and took him to the shore, his friends said to him: We thought you were joking and lying like the previous times. “Saeed” was ashamed of himself, and he told to them: I am Sorry, I won’t lie again.

- **What do we learn from this story?**
- **Why “Saeed” is ashamed of himself?**





I learn:

- Honesty is a good character, and a lying is a bad character.
- People respect and love the honest person.
- People hate liars and do not trust them.
-

The Prophet (prayer and peace be upon him) was famous among people for his noble morals, including honesty and integrity: that is why his people called him the Truthful and Trustworthy.



For Your Information:

The Prophet (prayer and peace be upon him) used to joke with his companions but only said the truth.

I remember



Honesty:

- ▶ Honesty is a good moral, and lying is a bad moral.
- ▶ People respect the honest person and love him.
- ▶ People hate the liar and don't trust him.



Exercise

1-Fill the blanks with the words between the brackets:

(the honest person– good – bad – the liar)

- Honesty is a moral.
- Lying is a moral.
- People respect and love him.
- People hate and don't trust him.

2- Put a (✓) mark for the right behavior:

Khaled forgot to do his homework, what should he say to his teacher if she asked him about it:

- Says that he was ill to not be punished. ()
- Tells the truth and apologizes to his teacher. ()

4

Lesson 4

Integrity



The student is expected to

▶ Demonstrate the values of honesty and integrity in his dealings with others.



Concepts I learn:

▶ Integrity



Values I Learn

▶ Being a man of integrity with others.

One of my virtues:

Integrity

Preparation



I listen and conclude:

“Hamad” found a watch in the activities room, so he gave it to his teacher, and at the end of the day, the teacher asked the students: Did anyone lose something? Salim said: Yes, I lost my watch, I’m sad about it. The teacher said: Don’t be sad, your classmate “Hamad” had found it and gave it to me. Salim stood up, took his watch, and thanked “Hamad”. And in the morning, the school principal shook hands with “Hamad” and thanked him for his integrity before his classmates.



How do you describe “Hamad” after listening to this story?

Why did the school manager shake hands with “Hamad” and thank him before his classmates?

If you were “Hamad”, what would you do?



I’m Muslim... a man of integrity

I observe and conclude:



I discuss the following situations with my classmates:



There is a mistake, the seller gave me more than my due money.



The passenger forgot his bag in the taxi.



My classmate forgot his pencil with me.



For Your Information:

The polytheists used to entrust the Messenger of God, may God bless him and grant him peace, with their money before the Prophet's Messengership, and they called him the honest and the man of integrity, and they continued to do so after his Messengership, may God bless him and grant him peace, and before his migration from Makkah to Medina, the Messenger of God, may God bless him and grant him peace, made sure to keep Ali bin Abi Talib, may God be pleased with him, in Makkah to return the trusts to their owners.

The Almighty said: **"Indeed, Allah commands you to return trusts to their rightful owners"**

{An-Nisa: 58}



I learn:

Forms of integrity:

- Return things to their owners.
- Honesty with people in selling and buying.
- Work perfection and sincerity.



I conclude:


Allah and people love the man of integrity.

I remember



Integrity Among the forms of :

- ▶ Return things to their owners.
- ▶ Honesty with people in selling and buying.
- ▶ Work perfection and sincerity.



Exercise

1-Fill the blanks with the words between the brackets:

(selling and buying – return things –perfection and sincerity - people’s properties)

Among the forms of Integrity:

- Making sure to to their owners.
- Preserving.....
- Honesty with people in
- Performing work with

2- Write the word (man of integrity) or (not man of integrity) in its right place in the following:

- A soldier keeps the safety of his homeland and its borders. (.....)
- A trader makes sure to sell the valid goods to people at the specified price. (.....)
- A student damages the seat of his classmate in the school. (.....)

5

Lesson 5

Qatar between Past and Present



The student is expected to

Describe the changes in the natural properties and in population's life in Qatar State between Past and Present.



Concepts I learn:

- Population.
- Professions and crafts.



Values I Learn



Cherishing the past of my state Qatar and being proud of its present achievements.



Preparation

In the class, the teacher showed “Hamad” and his classmates a group of pictures that show population’s life in Qatar in the past.

I look and meditate, then answer verbally:



- Do you see any difference between population’s life in Qatar in present and their life in the past?
- Where did the people of Qatar live in the past?
- What professions and crafts did our ancestors work in the past?

I look and observe:



Houses of Qataris in the past



I conclude and learn:



- In the past the Homes in Qatar were distinguished by their simplicity. The people of Qatar used stones and mud to build their walls, timber and palm fronds to build the roofs and also they used the lamp to light them.
- The Bedouin lived in the hair homes that are made of sheep's wool and camel's hair.

Houses of Qataris in the present:



I learn:



In the present the people of Qatar live in a modern houses and high towers provided with all the amenities.

Look and Observe:



I discuss with classmate:



Did the modern Qatari buildings keep their Arab and Islamic character that distinguishes them?

Education in Qatar in the Past:

I ask:



How did the ancestors learn in the past?





I learn:

Almutawa

The one who teaches the children reading, writing, arithmetic and memorizes them the Holy Qur'an



Quranic Schools (Al kuttab)

The place of the study and it is a simple place that may be in the mosque or in the Almutawa's house.



I look and observe:

Education in Qatar Recently:



Professions and Crafts in Qatar in the Past:



Fishing



Diving to extract the pearl



Embroidered Fabric Making




Cloaks Making



Basket Making



Ship Building



Goldsmithing



Net Making



I discuss with classmate:

- Did the crafts and professions in Qatar difficult and hard in the past?
- Did these professions associate with the sea or desert?

Professions in Qatar Recently:

Look and Observe:



I express my opinion:



- I want to serve my country when I grow up and work in



I remember

People of Qatar Residence in the Past:

- ▶ The residence in Qatar was distinguished by its simplicity.
- ▶ The people of Qatar used stones and mud to build walls, timber and palm fronds to build the roofs and also they used the lamp to light them.
- ▶ The Bedouin lived in the hair houses which are made of sheep's wool and camel's hair.

People of Qatar Residence in the Present:

- ▶ The people of Qatar live in the modern houses and high towers provided with all the amenities.

I remember



Education in Qatar in the Past:

- ▶ **Almutawa:** The one who teaches the children reading, writing, arithmetic and memorizes them the Holy Qur'an
- ▶ **Quranic Schools (Al kuttab):** The place of the study and it is a simple place that may be in the mosque or in Almutawa's house.

Professions and Crafts in Qatar in the Past:

- ▶ Diving to extract the pearl
- ▶ Fishing
- ▶ Cloaks Making
- ▶ Embroidered Fabric Making
- ▶ Ship Building
- ▶ Basket Making
- ▶ Net Making
- ▶ Goldsmithing

Exercise

1- Match:

Almutawa



Hair Houses



Fishing



Quranic Schools (Al kuttab)



2. Fill in the blanks with a (✓) or a (✗) mark.

- Qataris used to live in high towers in the past. ()
- The old Qatari houses were constructed of stones and mud. ()
- Qataris have learned in modern schools in the past. ()
- Pearl hunting is a hard ancient profession. ()

3. Fill in the appropriate rectangle with the words "ancient" or "modern" for each image.



.....



.....



.....



.....



.....



.....

6

Lesson 6

His Highness the Father Amir Sheikh Hamad Bin Khalifa Al Thani



The student is expected to

▶ Learn about the most important achievements of His Highness the Father Amir.



Concepts I learn:

- ▶ Renaissance.
- ▶ Industries.
- ▶ Urbanization.



Values I Learn

▶ Appreciation to the Father Amir for what he has done for my country, Qatar.

Preparation:

What do you know about His Highness the Father Amir?

What are the most important achievements of His Highness during his reign?



I learn:




- HH assumed his duties as Amir of State of Qatar in 1995 -AD
- During his reign, Qatar witnessed significant development in all fields, including urbanization, economic, and sportive.
- His Highness worked to improve education and health services.
- In 25 June 2013 AD, His Highness handed over power to his son, His Highness Sheikh Tamim bin Hamad Al Thani.

I look and recognize:



The Father Amir has many achievements and has played an important role in our country's progress and renaissance.



Modern Sports Buildings



Modern Urban Renaissance



Developed Educational Renaissance



Massive Industries



Safety And Security In My Country



Developed Medical Services

I express my opinion:



- I describe my country during the reign of the Father Amir.



My country is modern and developed



My country is beautiful and clean



Qatar, the homeland of pride and dignity



Qatar, the country of safety and security

And you, my friend, how would you describe our country, Qatar, during the reign of the Father Amir?

This is a certificate of thanks and appreciation to the Father Amir for his giving and sincerity to our country.

Thanks and Appreciation

Thank you, Father Amir, for:

.....
.....

I remember




His Highness the Father Amir:

- ▶ HH assumed his duties as Amir of State of Qatar in 1995 -AD
- ▶ During his reign, Qatar witnessed significant development in all fields, including urbanization, economic, and sportive.
- ▶ His Highness worked to improve education and health services.
- ▶ In 25 June 2013 AD, His Highness handed over power to his son, His Highness Sheikh Tamim bin Hamad Al Thani.



I remember



The Father Amir achievements:

- ▶ Modern Urban Renaissance.
- ▶ Modern Sports Buildings.
- ▶ Massive Industries.
- ▶ Developed Educational Renaissance.
- ▶ Developed Medical Services.
- ▶ Safety and Security in My Country.

I describe my country during the reign of the Father Amir:

- ▶ My country is beautiful and clean.
- ▶ My country is modern and developed.
- ▶ Qatar, the country of safety and security.
- ▶ Qatar, the homeland of pride and dignity.



Exercise

1. Match the images in column (A) with their matching sentence in column (B):

(A)



(B)

Industrial Renaissance

Medical Services

Educational Renaissance

Sports Buildings

Urban Renaissance

Exercise

2- Fill in the blanks with a (✓) or a (✗) mark in front of each sentence:

-During the reign of the Father Amir, Qatar witnessed a great urban renaissance. ()

-Khalifa International Stadium is one of the massive industrial projects. ()

-During his reign, the Father Amir was interested in developing education. ()

7

Lesson 7

Cities in my Country «Qatar»



The student is expected to

- ▶ Determine Qatar's location in relation to the Arabian Peninsula.
- ▶ Determine his city's location in relation to other cities.
- ▶ Distinguish his city's boundaries, center, and most prominent landmarks.
- ▶ Use the State of Qatar map to locate the capital and major cities.



Concepts I learn:

- ▶ The Coast.
- ▶ Arabian Peninsula.

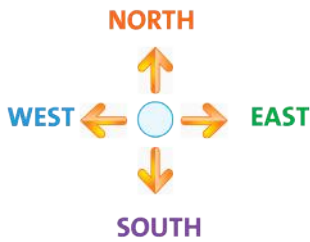


Values I Learn

- ▶ I am proud of all of Qatar's cities.

Preparation:

I look at the map and then answer verbally:



- What are the names of the Qatari cities that are located on the eastern coast of the State of Qatar?
- What is the name of the Qatari city that is located on the western coast of the State of Qatar?
- What is the name of the city that is located in the far north of the country?

I look and observe:



- This is a map of the Arabian Peninsula.
- The peninsula on the map is colored yellow.
- The Arabian Gulf on the map is colored in
- The red arrow on the map indicates

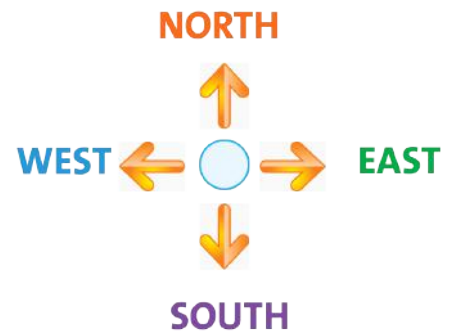


My country Qatar is part of the Arabian Peninsula

I think and discuss:



In which part of the Arabian peninsula is my country, Qatar?



I learn:



.Qatar is located to the east of the Arabian Peninsula

Activity:



I use a globe and point out to my classmates the location of my country, Qatar, in relation to the Arabian Peninsula.



I remember with my classmates:



- **The State of Qatar is a peninsula, located in the middle of the western coast of the Arabian Gulf.**

I look and observe:



This is a map of cities in the State of Qatar, on which appears:

- The capital of my country is
- The most important cities in my country are: Al Rayyan, Al Wakrah, Al Khor, Dukhan, Al Shamal.





I learn:

- Let's know about cities in the State of Qatar.

Doha:

The capital of the State of Qatar

- It is located in the middle of the eastern coast of the State of Qatar, in the Arabian Gulf.
- Doha has government ministries, a commercial port, a modern airport, museums and markets.



I look and observe:

The Emiri Diwan Building in Doha





The Cultural Village (Katara)



Hamad International Airport



Hamad Port



Museum of Islamic Art



Souq Waqif



Activity:

Fill Out Your City ID.

My City Card

The City Name:.....

Nearest Cities:

Its Most Important Landmarks:

.....

.....

.....

.....

I remember



Qatar Location:

- ▶ Qatar is located to the east of the Arabian Peninsula.
- ▶ The capital of my country is Doha. The most important cities in my country are: Al Rayyan, Al Wakrah, Al Khor, Dukhan, Al shamal.

Doha:

- ▶ It is located in the middle of the eastern coast of the State of Qatar, in the Arabian Gulf.
- ▶ Doha has government ministries, a commercial port, a modern airport, museums and markets.

Exercise

1. Put a (✓) or (X) Mark:

- Qatar is located to the east of the Arabian Peninsula. ()

- Doha is located in the middle of the western coast of the Arabian Peninsula. ()

2. Look at the Map and Then Choose the Correct Answer.

- The closest city to Doha is (Mesaieed - Al Rayyan – Dukhan)

- Doha is located on the (western - eastern – northern) coast of the Arabian Gulf.



Exercise

3- Look at the Map and Then Choose the Correct Answer.

- The nearest city to Doha is

(Mesaieed - Al Rayyan – Dukhan)

- The city of Al Khor is located Doha.

(North – East – West)

- The city of is located to the south of Doha.

(Al Wakrah - Madinat Al shamal. - Umm Salal)



8

Lesson 8

The Environment Around Me



The student is expected to

- ▶ Recognize the living and nonliving components of the environment.
- ▶ Learn about the coastal and desert environment.
- ▶ Learn how to preserve the environment through rationalization of consumption.



Concepts I learn:

- ▶ The environment.
- ▶ Desert environment.
- ▶ Coastal environment.
- ▶ Living things.
- ▶ Air.
- ▶ Earth.



Values I Learn

- ▶ I maintain the environment around me.

Preparation:

Hamad asked his grandfather: Where did our ancestors live in the past?



The grandfather said: Some of our ancestors lived in a desert environment of sand, grass and hills grazing camels and sheep, and some of them lived in the coasts of the Gulf, and worked in fishing and pearl extraction.

Through the grandfather's talk; Do you understand the meaning of environment?

I note and conclude:



My environment is divided into:

Desert Environment	Coastal Environment
Lands covered with sand, and lack water	Areas close to the Gulf beach
	

I learn:



- The environment is the surrounding

Air

Water

Land

Living things
(Humans – Animals – Plants)

1- Air: Is the group of gases that we breathe.

Imagine (Can we live without air?)

2- Water: Is divided into:

1- Salty water

Such as: (Sea – Gulf)

2- Fresh water

Such as: (Revers – Wells)

3- Land: Is the ground on which we live, it includes:

Mountains

Hills

Sand

Rocks

4- Living things: Are the creatures that live on Earth, they include:

Humans

Animals

Plants

I learn:



The Arabian Gulf is a source of good for us. Many fish live in the waters of the Arabian Gulf, including:



Human



Kanad



Safi

And

We extract from the Arabian Gulf:



Salt



Oil and natural Gas



Pearls

And

I benefit:



Life in the coastal environment



Sea fish



Water birds




Coastal plants

I learn:



Some of the features of the coastal environments are:

- Moderate weather.
- Water and migratory birds.



I look and express:



.....



.....



.....



.....



.....



.....



i look and I recognize:



Life in the desert environment



Wild plants and trees



Wild animals




Wild birds

I learn:



Among the characteristics of the desert environment:

- Very high temperatures during the day.
- Lots of sand.
- Lack of water.
- Lack of plants and animals.





Activity:

Together with my colleagues I paste pictures of birds, plants, animals and fish in this album..

Birds

Plants

Animals

Fish

I remember



The environment:

- ▶ Everything that surrounds us from air, water, land, living organisms..

Types of environment in my country

Coastal Environment	Desert Environment
Areas close to the Gulf beach .	Lands covered with sand, and lack water


Air:

- ▶ Is the gases we breathe.

Water types:

- ▶ salty water.
- ▶ fresh water.





I remember

Land:

- ▶ Is the ground on which we live, it includes mountains, hills, sand, and rocks.

Living things:

- ▶ Are the creatures that live on earth, they include humans, animals, and plants.

Features of the coastal environment:

- ▶ Moderate weather.
- ▶ Water and migratory birds.

Desert environment features:

- ▶ Very high temperatures during the day.
- ▶ Lots of sand.
- ▶ Lack of water.
- ▶ Lack of plants and animals.

Exercise

1. I put (✓) under the picture that represents the desert environment.



2. Fill in the blanks with a suitable word from the brackets

(Coastal - desert - Camels - Migratory birds).

1. Sand dunes are found in
2. live in the desert.
3. are flying over the Gulf water.

Exercise

3. I classify the characteristics of the coastal and desert environments.

(moderate weather - a lot of sand - migratory birds – high temperature).

Coastal environment	Desert environment
.....
.....
.....

4. Put a tick (✓) next to the correct answer:

The environment:

- Is all that surrounds us of water only. ()
- Is all that surrounds us of water and air. ()
- Is everything that surrounds us of water, air, land and living things. ()

9

Lesson 9

Services in My Country and My Responsibilities



The student is expected to

- ▶ Appreciate the state's role in providing the services.
- ▶ Adhere to the rules and instructions in the different places.
- ▶ Keep the public facilities in the state.



Concepts I learn:

▶ The Community.



Values I Learn

▶ keeping the public facilities in the state.



Preparation:

I observe and conclude:




- What are the most important services provided by the state to the community members?
- Have you ever seen these signs in the hospitals or public Parks?
- How do you adhere to the rules and the instructions written on these signs?

I observe and participate:



- How to Preserve the facilities provided by the state to the community members?



I discuss with classmate:




- How to Preserve the facilities provided by the state to the community members?

Keeping My Country's Facilities:

I learn:



1. I use the water and electricity sparingly.
2. I keep the parks and streets clean.
3. I keep the seats of buses and cars.
4. I keep the devices and equipment in hospitals and don't mess with them.




Rules and Instructions in the Public Facilities:

- I keep quiet and don't mess with the elevator buttons.



- I keep quiet in the public libraries.







- I sit quietly in the designated place in the bus.



I collect and paste:



- I collect beautiful and varied pictures of the most important services provided by my country and paste them in the squares.



I remember



Keeping my Country Facilities:

- ▶ I use the water and electricity sparingly.
- ▶ I keep the parks and streets clean.
- ▶ I keep the seats of the buses and cars.
- ▶ I keep the devices and equipment in the hospitals and don't mess with them.

Rules and Instructions in the Public Facilities:

- ▶ I keep quiet and don't mess with the elevator buttons.
- ▶ I keep quiet in the public libraries.
- ▶ I sit quietly in the designated place in the bus.



Exercise

1. Complete the following using what are between the brackets:

(the parks and streets- the equipment and devices- the water and electricity).

1. I use..... sparingly.

2. I keep..... clean in my Country.

3. I keep..... in the hospitals and don't mess with them.

Exercise

2- Match the picture in the column (A) with the appropriate words in the column (B):

A



B

Educational Services

Security Services

Health Services

Entertainment Services

The four Seasons



The student is expected to

► Distinguish between the four seasons and the activities associated with each.



Concepts I learn:

► The four Seasons.



Values I Learn

► I appreciate the greatness of Allah in the succession of the four seasons.



Preparation:

- When do you feel the temperature is rising in your country Qatar?
- Did you see the rain fall?
- In what season does rain fall in Qatar?
- In what season do flowers bloom and trees become green?
- In what season do leaves fall from trees?



I note and conclude:



Every year we go through four seasons: **Summer, fall, winter, and spring.**

I look and learn




I think and discuss:



- What is special about the winter season?
- Why do Qataris wear light clothes in summer?
- Do you like the view of parks and trees in the spring? Why?



Winter Clothes



Summer Clothes

I learn:



In our Country Qatar

In Winter



Temperature drops, rain falls, people feel cold, and they wear heavy clothes.

In Summer



Temperature rises, people feel very hot, and they wear light clothes.

In Spring



Moderate temperature, the flowers bloom, and the trees become green.

In Fall




Moderate temperature, the tree leaves fall.




Activity:

I participate with three of my colleagues in a role playing scene of the four seasons under the supervision of the teacher, each of us represents one of these seasons and shows its characteristics.



I color:









I remember

The four seasons are:

- ▶ Winter
- ▶ Spring
- ▶ Summer
- ▶ Fall

In our Country Qatar

In Winter		Temperature drops, rain falls, people feel cold, and they wear heavy clothes.
In Summer		Temperature rises, people feel very hot, and they wear light clothes.
In Spring		Moderate Temperature, the flowers bloom, and the trees become green.
In Fall		Moderate Temperature, the tree leaves fall.

Exercise

1- Complete the following using the words between brackets:

(summer, fall, winter, spring)

- It rains in my country in the season of
- Flowers bloom in
- The temperature rises in the season of
- Tree leaves fall in

2- Put a (✓) sign or a (X) sign next to each of the following sentences:

- I wear light clothes in summer. ()
- I feel very hot in spring. ()
- I feel very cold in fall. ()

3- I correct the underlined words:

- Every year we go through five seasons. (.....)
- In spring, the temperature is high. (.....)