



# Qatar History and Citizenship



1



**The 1st Grade**

**Private Schools**

Edition 1445/2023



## **Educational Supervision Department**

**Curriculum and Learning Resources Department**

**Educational and Academic Experiences from Schools**

---

## **Scientific and Educational Review and Audit**

**Team of Educational Experts**

**Curriculum and Learning Resources Department**

**And pray,  
“My Lord! Increase  
me in knowledge**

Taha, Verse (114)







His Highness

# Sheikh Tamim bin Hamad Al Thani

The Amir of the State of Qatar

## Qatari National Anthem

Swearing by God who raised the sky  
Swearing by God who spread the light  
Qatar will always be free, be the spirit of the loyal  
Travel the high road, Advance with the guiding light of the prophets  
In my heart, Qatar is an epic of our forefather's glory.  
Qatar is the land of the foremost men who protect us in times of distress  
Doves of peace, warriors of sacrifice

# Contents

▶ Lesson 1: I'm a Special Kid	8
▶ Lesson 2: My Family and I	21
▶ Lesson 3: Greetings	29
▶ Lesson 4: The Amir of my Country Qatar His Highness Sheikh Tamim bin Hamad Al Thani	37
▶ Lesson 5: Qatar Flag and National Anthem	47
▶ Lesson 6: The Geographical Location of the State of Qatar	53
▶ Lesson 7: Rules Governing Home and School	61
▶ Lesson 8: I Preserve the Environment	76
▶ Lesson 9: Traffic Rules	86
▶ Lesson 10: The Currency of the State of Qatar	96

# Introduction:

## **In the Name of Allah, the Most Gracious, the Most Merciful**

All Praise be to Allah, Lord of the Worlds, and prayers and peace be upon our master Muhammad and all his family and companions.

Then,

Preparing the Qatari History and Citizenship book for all private schools is in order to acquaint students with the historical and civilizational achievements of the State of Qatar through the different Historical Eras, and to emphasize the role of grandparents and fathers in making this history through the harmony between the leadership and the people on the one hand, and the role of the leaders of the state and their efforts in building the modern State of Qatar and its renaissance in all fields on the other hand. As well as such book aims to enhance students' understanding of their current and future roles in preserving the Qatari identity and building on these achievements.

Qatari History and Citizenship books include integration between the fields of history and citizenship, so as to enhance a range of values based on affiliation, loyalty, moderation, the rights and duties under active citizenship, and the firming the principles of co-existence up so as to deepen national unity. It has been relying to put topics on the balance between the cognitive, skills and emotional aspects derived from document of Standards for Social Studies in the State of Qatar, and taking into account the chronological order of events away from the unnecessary words and repetition and verbosity, and so as to enhance aspects of critical and creative thinking and problem solving through a variety of exercises and activities to meet the different learning styles for students.

The 1st Grade book includes ten lessons are as follows:

Lesson 1: I'm a Special Kid, Lesson 2: My Family and I, Lesson 3: Greetings, Lesson 4: Amir of Qatar Sheikh Tamim bin Hamad Al Thani, Lesson 5: Qatar Flag and National Anthem, Lesson 6: The Geographical Location of the State of Qatar, Lesson 7: Rules Governing Home and School, Lesson 8: I Preserve the Environment, Lesson 9 : Traffic Rules, Lesson 10: The Currency of the State of Qatar. We hope that the students will interact positively with the contents of the book in order to acquire knowledge and skills, build positive intellectual trends, and understand your roles and responsibilities towards your State, Qatar, and the entire world.

**God grants success**

# 1

## Lesson 1

### I'm a Special Kid



#### The student is expected to

- ▶ Express his feelings appropriate for his age
- ▶ Know the similarities and differences between him and his classmates
- ▶ Respect himself and his classmates



#### Concepts I Learn

- ▶ My Daily Routine
- ▶ My Hobbies



#### Concepts I Learn

- ▶ Keep clean
- ▶ Respect classmates and teachers




# Preparation




I am **Hamad**, 6 years old, first-grade students

I keep my room clean and arrange my things.



I am **Reem**, 5 years old, preschool students

I keep my room clean and arrange my books, color, and toys.



I look and learn



## My Daily Routine

1



I wake up energetic.

2



I brush my teeth and perform Ablution.

3



I pray Al-Fajr

4



I have my breakfast

5



I get dressed

6



I leave to School





## Activity



This is my sister "Reem"

She is an energetic girl who loves hygiene.

I arrange Reem's activities by numbers.



**I learn:**



**I manage my time:**

- ▶ I study my lessons.
- ▶ I do my home work
- ▶ I draw and paint

**I love my books, paintings and my tools and keep them safe.**

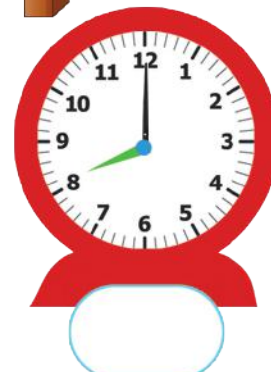
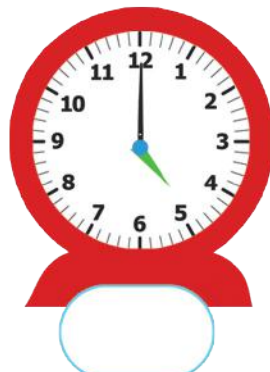
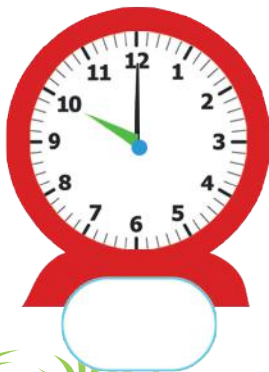


**I discuss with classmate:**



- ▶ I am an active student.
- ▶ I sleep and wake up early.

**And you, when do you usually wake up?**





## My friends:

I meet my friend **"Youssef"** and "Abdullah" at school. **"Youssef"** is taller than me and I am taller than **"Abdullah"**.

**"Youssef's"** hair is black, while **"Abdullah's"** hair is brown.

I feel happy and glad with my friends



Put a (✓) under **"Youssef"**

## My School:

I think:



How do I go to school?

I go to school by bus

**How do you go to your school?**



By bus



A private car

**I learn:**



- ▶ At school we learn and understand.
- ▶ Ask, discuss and respect our teacher.
- ▶ We enjoy doing hobbies.



**Learn and benefit**

**I love my School**



**Play & Enjoy**

**Activity**



**Put a (✓) under the right behavior in school**



## Activity



### This is my teacher

- ▶ I respect her.
- ▶ She teaches me useful things.

### My duty to my teacher


Respect

Obedience

Listen carefully



My classmates and I participated in the design of a **"Thank You"** card for my teacher



## I share and express



### My friend Maryam won an award for reciting anthems

- ▶ I was happy for my friend winning, and gave her a gift.
- ▶ Maryam was thrilled with my gift and thanked me for it.



## I practice my hobbies in my school

### I Look and learn:





## I remember



### Daily Routine:

- ▶ I wake up energetic.
- ▶ I brush my teeth and perform Ablution.
- ▶ I pray Al-Fajr
- ▶ I have my breakfast
- ▶ I get dressed
- ▶ I leave to School

### Time management:

- ▶ I study my lessons
- ▶ I do my homework
- ▶ I draw and paint

### My School:

- ▶ At School I learn and understand
- ▶ I discuss and respect our teacher
- ▶ I do fun hobbies

### My duty to my teacher:

- ▶ I respect
- ▶ I obey
- ▶ I listen carefully

# Exercise

1. Put a (✓) under the right behavior.




2. Arrange the pictures:



## Exercise

3 Color the drawing that expresses happiness to meet my classmates:



4. Match the phrase with the appropriate picture

I respect and appreciate my classmates

I am a special kid who manages his time

I go to school full of love and energy




## Exercise


1. This is a picture of "Hamad" with his friend "Rashid". Put a (✓) or (X)




"Rashid" is shorter than "Hamad".



"Rashid's" hair is long, black and soft.



"Rashid" wears the Qatari thoub.





# 2

## Lesson 2

### My Family and I



#### The student is expected to

- ▶ Know the family's members.
- ▶ Appreciates the role of each member of his family.
- ▶ Determine the ties that bind his family to the other families in the big family.



#### Concepts I Learn

- ▶ My family



#### Concepts I Learn

- ▶ Obedience and respect for parents.



## Preparation

I learn:



This **my father**, Saad.



## This is my family



This is **my mother**, Dana



This is **my sister**, Reem.



This is **my brother**, Omar.



I think:



How many members of Hamad's family?

I color the circle below the correct number.

9	7	5	2
<input type="radio"/>	<input type="radio"/>	<input type="radio"/>	<input type="radio"/>



I learn:



My father works and provides for all of our needs.

My mother looks after us and organizes our study and play times. My sister Reem and I respect my parents and study our lessons.



### During Playtime

I play with Reem and my brother Omar, in the house garden.

"We are a happy family"



# My Big Family

Look and Express:



I learn:



My big family consists of **my family** and **relatives**.

**my family** →

My Father

My Mother

My Brother

My Sister

**My Relatives** →

My Grandfather

My Grandmother

My Uncle (Paternal)

My Aunt (Paternal)

My Uncle (Maternal)

My Aunt (Maternal)

I welcome my relatives to my home with joy and pleasure.





I go to the mosque with my grandfather to pray and read the Quran.



My grandmother tells us wonderful stories and tales.



I learn:



My Father's Brother

My Mother's Brother

My Father's Sister

My Father's Brother



My Uncle  
(Paternal)

My Uncle  
(Maternal)

My Aunt  
(Paternal)

My Aunt  
(Maternal)

I love my relative's cousins, and I play with them.

Activity



How many cousins (paternal) do you have?



## I remember



### Family Duties:

- ▶ **The Father:** Works and provides for all of the family needs.
- ▶ **The Mother:** Looks after the children.
- ▶ **The Children:** Respect their parents and study their lessons.

### My family consists of:

- ▶ My father.
- ▶ My mother.
- ▶ My brother.
- ▶ My sister.

### My relatives are:


- ▶ My Grandfather.
- ▶ My Grandmother.
- ▶ My Uncle (Paternal).
- ▶ My Aunt (Paternal).
- ▶ My Uncle (Maternal).
- ▶ My Aunt (Maternal).

## Exercise

1. Match the words with the appropriate pictures:




My mother's brother



My father's sister



My mother's sister



My father's brother

## Exercise

### 2. Complete with one word in brackets:

(My grandmother – My brother – My grandfather)

My father's father is .....

My mother's mother is .....

### 3. Put the word "yes" or "no" in brackets:

- It is our duty to obey and respect father and mother. ( )
- My small family consists of my grandfather and my grandmother. ( )
- My mother prepares food for us and supervises our homework. ( )

### 4. I color.

“I Love My Family”



# 3

## Lesson 3

### Greetings



#### The student is expected to

- ▶ Greet his family, colleagues, and teachers.
- ▶ Respect the elderly and care for the young.
- ▶ Respect and greets the neighbors.



#### Concepts I Learn

- ▶ The greeting of Islam.



#### Concepts I Learn

- ▶ Greetings is a reason to spread love among people.



## Preparation



I listen and answer :

Khaled came back from his school, knocked on the door of the house, and when he entered he said:

**Is the food ready, my mother? I'm hungry.**

His mother said: It is proper etiquette, Khaled, when you enter the house, to start by saying the greetings, and then ask for what you want.

**Khaled apologized to his mother and then said:**

I will never forget after that to say the greetings when I enter anywhere.




- What do you think of Khaled's behavior?
- What do you advise Khaled when he enters his house or any meeting place?
- If you meet one of your colleagues or neighbors, how do you greet them?



I observe and conclude:



What is the Islamic greeting with which you greet people? What is the salutation?



What are the customs of the Qatari people when greeting the elderly?



### I learn:

- Muslims are keen to exchange greetings and peace among themselves.
- The greeting of Islam is Peace be upon you and the mercy of Allah and His blessings.
- One of the customs of the Qatari people is to kiss the hand and head of the elderly out of respect for them.



### Activity:

Under the supervision of my teacher, I cooperate with my classmates in representing the correct way to enter the classroom, and to say the greeting of Islam to my classmates.



### Color and Learn:

When I meet my teacher or a classmate I say:

Peace be upon you and the  
mercy of Allah and His blessings



### I think:

- What should I do when I meet my neighbor on the road?



### I learn:

- I love and respect my neighbor.
- When I meet my neighbor, I shake hands with him and say "Peace be upon you" to him.



### For Your Information:

Peace and greetings cause to spread love among people. The Prophet (SAW) said: "Shall I tell you of something you can do to make you love one another? Spread the greetings of Salam (peace) amongst yourselves (i.e. between each other). [Muslim]"




### Activity:

Put a (✓) Mark Under the Right Action:

When there is a dispute between me and my friend and I meet him:



I shake hands with him and greet him



I avoid him and do not greet him





I look and say:


I feel happy and loved when meeting my friend and greeting him. What about you my friend:

**How do you feel when shaking hands with your friend and greeting him?**



Activity:

I Choose the figure which expresses my feeling when greeting my friend:



**I remember:**



### **The Greeting of Islam:**

- ▶ Peace be upon you and the mercy of Allah and His blessings.

### **One of the Customs of the Qatari People:**

- ▶ Kiss the hand and head of the elderly out of respect for them.

### **When Meeting My Neighbor:**

- ▶ Shake hands with him and greet him.



## Exercise

### 1- Put the Word (Yes) or the Word (No) Between the Two Brackets:

- When I meet my neighbor, I shake hands with him and greet him. ( )
- I avoid those who dispute with me, and I do not greet them. ( )
- I begin with greetings and peace when I enter my house. ( )
- I exchange greetings with my teacher and classmates. ( )

### 2 - Fill in the Blanks with a Suitable Word:

- From the customs of the Qatari people is to kiss the hand and Thehead of ..... out of respect for them.
- ..... are keen to exchange greetings and peace among themselves.

### 3 - Arrange the Words to Get the Answer of the Following Question:

- What is the greeting of Islam?

-

and the mercy of Allah - Peace - and His blessings - be upon you

.....	.....	.....	.....
-------	-------	-------	-------



# 4

## Lesson 4

### The Amir of my Country Qatar His Highness Sheikh Tamim bin Hamad Al Thani



#### The student is expected to

Appreciate the role of Amir of Qatar  
Sheikh Tamim bin Hamad Al Thani,  
in the progress of the State of Qatar.



#### Concepts I Learn

Qatar Metro.



#### Concepts I Learn

I love my country Qatar and its Amir Sheikh Tamim bin Hamad Al Thani.

## Preparation



### Listen and Answer:

What do you know of the characteristics of our Amir?

What is his most important role in the progress of the State of Qatar in the past period?



### I learn:

- His Highness Sheikh Tamim bin Hamad Al Thani, Amir of the country.
- His Highness Sheikh Tamim bin Hamad Al Thani was born in 1980 AD.
- His Highness Shekh Tamim Bin Hamad AL Tani assumed his duties in 2013.



I look and express:

I love Amir of our country, because:

Kind



Brave



Proud of His Religion



Loving His People  
and Country



Modest



What About You My Friend:

What are the most beautiful characteristics that you love in the Amir of our country?





I look and know:


These are some of our Amir's achievements in the past period:



Qatar Rail



Hamad Port



Interest in Sports



Interest in Education



Provide Security



### I express my opinion:

- I love my homeland Qatar.
- When I see this picture:

I feel proud, honored and full of dignity?

How about you?



### I discuss with my classmate:



The Qatari people receive their brave Amir

- How do the Qatari people feel about the Amir of the country?
- How would you describe the Qatari people?





## Imagine and Express:

If you were with your classmates in an interview with His Highness Amir of the State, **what would you ask him?**  
**And what would you supplicate for him?**



## Activity:

Participate with classmates making an illustrated magazine expresses the Qatari people love to their Amir the brave leader.





## I remember



### Among the most important characteristics of Sheikh Tamim bin Hamad Al Thani:

- ▶ Courage
- ▶ Modesty
- ▶ Pride in his Religion
- ▶ kindness
- ▶ Love for his people and Homeland

### Some of the achievements of Sheikh Tamim bin Hamad Al Thani:

- ▶ Hamad Port
- ▶ Qatar Rail
- ▶ Interest in Education
- ▶ Interest in Sports
- ▶ Provide the Security

## Exercise

1-Match the phrase with the appropriate pictures:

Love for his  
people and  
Homeland

Pride in his  
Religion

Working on the  
renaissance of  
his Homeland

Kind



## Exercise

### 2. Complete using what is in brackets:

(Interest in Education - Qatar Rail - Interest in Sports - Hamad Port)



.....

.....

**The achievements of His  
Highness Sheikh Tamim bin  
Hamad Al Thani**

.....

.....

## Exercise

2. Write the appropriate word in front of each phrase in using the words in the boxes ?

Justice

Humility

Patriotism

Courage

Among the most important characteristics of Sheikh Tamim bin Hamad Al Thani:

-He does not hesitate to make decisions in the interest of his country

.....

-He shakes hands with the old and the young and joins his people in their celebrations.

.....

-He refuses any citizen or resident is treated unfairly or unjustly.

.....

-He is working on the progress and development of his country.

.....

# 5

## Lesson 5

# Qatar Flag and National Anthem



The student is expected to

- ▶ Identify the Flag of Qatar.
- ▶ Sing the National Anthem with pride and honor.



Concepts I Learn

- ▶ The National Anthem




Concepts I Learn

- ▶ I love my country and cherish its National Anthem.

## Preparation

The flag of my country, Qatar, the symbol of pride and honor, appears clearly among the flags of the countries.

- Can you recognize the Flag of Qatar from these flags?



## Conclude



Every person has a homeland, and every homeland has a flag. My country's flag rises over government buildings, schools, and in many places of my country. Qataris are keen to raise the Flag of Qatar in many national occasions and popular festivities.





## The Flag of My Country, Qatar.



I learn:

- The flag of my country, Qatar, is distinguished by its maroon and white color.

In the flag of my country there are nine white heads.

This is the flag of my country.

- How many colors in the Flag of Qatar?

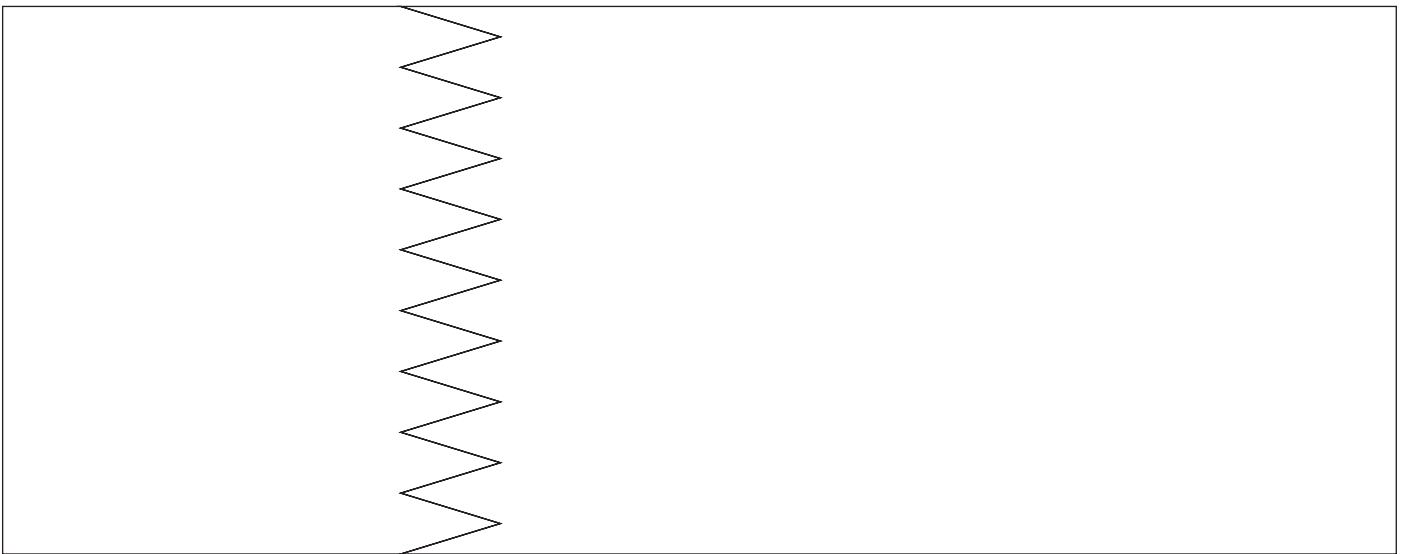


What a beautiful flag of my Country!





I color:



## Qatar National Anthem:

I love my country and cherish its National Anthem.

When I listen to the National Anthem, I stand with love and respect




I sing:

Sing along with your teacher and classmates with pride.



I remember




### The Flag of Qatar and the National Anthem:

- ▶ The flag of my country, Qatar, is distinguished by its maroon and white color.
- ▶ In the flag of my country there are nine white heads.
- ▶ When I listen to the National Anthem, I stand with love and respect.

## Exercise

### 1. Match the phrase with the appropriate picture:

The Flag of Qatar



### 2. Correct the words in the brackets:

- The flag of Qatar, is distinguished by its maroon and (yellow) color.

- In the flag of my country, Qatar, there are (six) heads.

### 3 - Fill in the blanks with a word in the brackets:

(National Anthem - Occasions - Schools)

- My country's flag rises over government buildings and .....

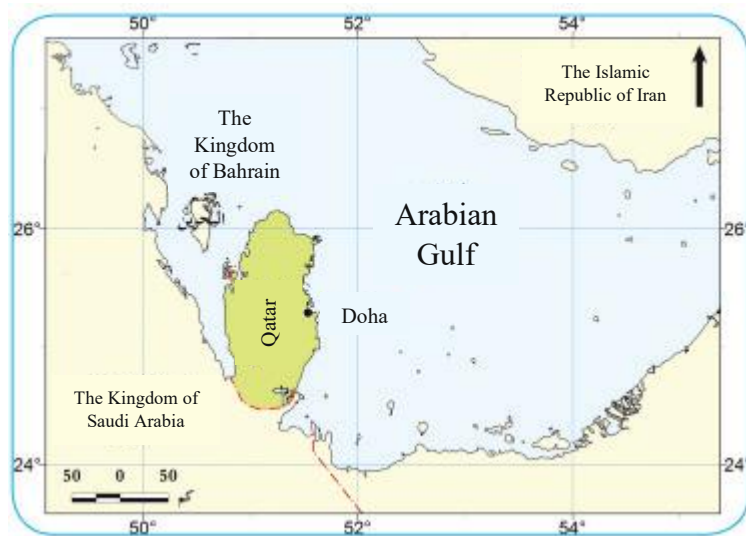
- When listening to the ....., we stand with respect.

- Qataris are keen to raise the Flag of Qatar in the ..... and popular festivities.

# 6

## Lesson 6

# The Geographical Location of the State of Qatar



The student is expected to

Locate the State of Qatar in relation to the Arabian Gulf.



Concepts I Learn

Homeland



Concepts I Learn

I love my Homeland and I am proud of its glories.



## Preparation

- The teacher asked the students in the class to tell each one of them how they feel about their homeland.

**Hamad said:** In my country, I live in safety and security.

**Rashid said:** In my country I feel pride and dignity.

**Youssef said:** In my country I am blessed with goodness and happiness.





Welcome, my friends, every human has a homeland, and to every homeland a map

**This is a national map of Qatar**



The Arabian Gulf in the map is colored

with Blue

My Homeland, Qatar, in the map is colored

with Yellow

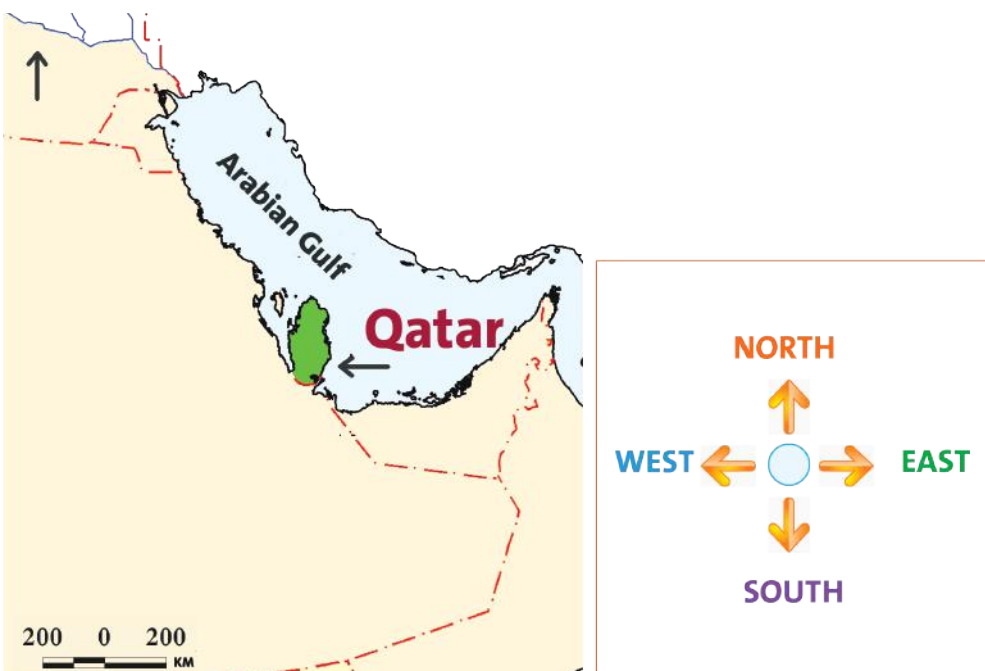
I learn:



**Homeland:** is the place we live in and work on its progress and renaissance.



- Qatar is located in the middle of the western coast of the Arabian Gulf.






**Activity:**

- Use a globe anthropomorphic and locate my homeland Qatar and the Arabian Gulf to classmates




**I match and color:**

- Match the points sequentially; to form the map of Qatar, color it.



Blue



Yellow



Black



Red







I remember

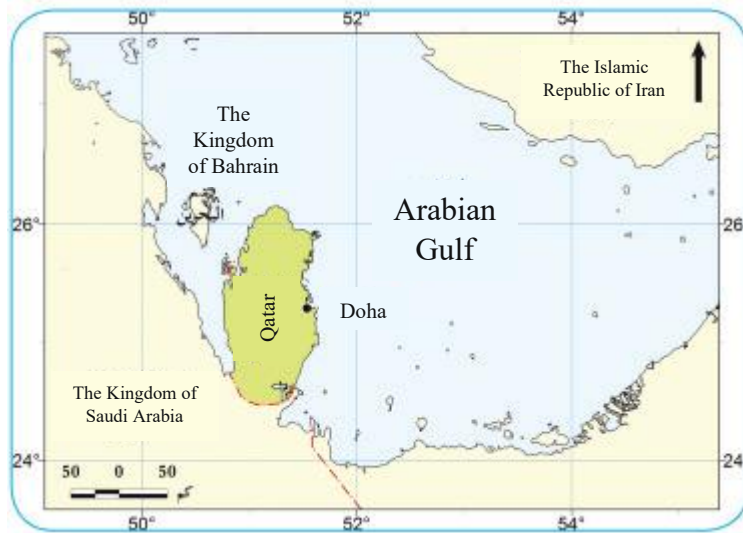

### Location of my Homeland:

- ▶ Qatar is located in the middle of the western coast of the Arabian Gulf.





I remember



## Exercise

### 1- Fill in the blanks with a word:

- Qatar is located in the middle of the ..... coast of the Arabian Gulf.

### 2-Who am I?

- I'm located in the middle of the western coast of the Arabian Gulf.

.....

# 7

## Lesson 7

# Rules Organizing Home and School



### The student is expected to

- ▶ Know the rules organizing home and school.
- ▶ Explain importance of the rules organizing home and school in the preservation of his life.
- ▶ Explain the risks of not adhering to the rules and instructions.



### Concepts I Learn

- ▶ Organizing Rules



### Concepts I Learn

- ▶ Respect the rules organizing home and school.

## Preparation

Look and answer verbally:



2



1

- How would you describe the room in the first and second pictures?
- In which room would you like to study and rest?



4



3

- Are the organizing rules help keeping the students safe?



## The rules organizing my house:



I make my bed after waking up



I keep my room clean and tidy



I study my lessons on my desk



I pray on time



I learn:



I play with my siblings in the garden of the house in free time



I sleep in my room



I put my clothes in the wardrobe



I eat with my family



**I think:**

- In what time do I sleep? And when do I wake up?



**I learn:**

I sleep early after the Isha prayer and wake up early.



**I express my opinion:**

- Sleeping early is good for my health.
- When I wake up early, I feel active, energetic and happy.



## Dealing with my Family

What do I do when I want to enter a room other than mine at home?

### Look and Conclude



I knock the door



I ask permission to enter



I enter when I am allowed in

### I think



Jassem entered his father's room, sat at his desk, and put on the reading glasses that his father used, then turned over some papers on the desk.



What mistakes did Jasim make?

What do you advise Jasim?

I learn:



### Among the Rules regulating how I deal with my family :

1. I Ask permission before entering any room in the house.
2. I keep my things and those of my family and do not use their personal items.
3. I listen to my father and my mother's speech and do not interrupt them.
4. I cooperate with my family members in maintaining order in the house.

Activity:



Put a (✓) mark under the right behavior

Reem asks permission to enter her mother's room



Hamad uses his sister's towel



Hamad uses his Toothbrush



Reem uses her mother's hair brush







### I learn:

- I learn in my school the rules of the order.
- Adhering to the rules of order at school helps us learn and enjoy doing activities



### I look and learn

I adhere to the attendance times



I sit quietly and listen to the teacher's explanation



I do activities in the designated areas




### I discuss:

What do you think of a student leaving the classroom without permission?



## Rules Organising my School

1. I keep my classroom and school clean.
2. I keep my school furniture and facilities.
3. I play in the designated play areas at school.
4. I bring all my tools and books.



### I give my opinion

- Khaled keeps his tools and books clean

**What about you my friend!**

- How do you keep your school facilities?



### I think:

What should I do to keep myself and my classmate safe?

## Interacting with my teacher and classmates

I look and learn



I stand orderly with my classmates in the schoolyard



I enter class with classmates calmly and orderly



I play with my classmates nicely and don't hurt them



I think:



- What should I do when I want to ask my teacher or participate in dialogue and discussion?





I learn:


Among the rules organizing how to deal with my teacher and classmates are the following:

- I Ask my teacher's permission before speaking
- I Ask permission before using other's tools
- I respect my classmates and cooperate with them in performing what the teacher asks.



Activity:

Put a (✓) mark under the right behavior and (X) mark under the wrong behavior





# The Safety of my Family and me

I discuss



What can I do to keep myself and my family safe?



I look and learn



I don't use sharp tools

I only take medicine under the supervision of my mother and father

I don't mess with gas and electric stoves



# I remember



## Rules Organizing My Home:

- ▶ I study my lessons on my desk
- ▶ I arrange my bed
- ▶ I keep my room
- ▶ I perform prayers on time

## Rules Organizing interacting with my Family Members

- ▶ I Ask permission before entering any room.
- ▶ I listened to my father and my mothers speech
- ▶ I keep my things and those of my family.
- ▶ I cooperate with my family members.

## Rules Organizing My School

- ▶ I keep my classroom and school clean.
- ▶ I play in the designated areas for playing at school.
- ▶ I keep my school furniture.
- ▶ I Bring all my tools and books.

## Rules Organizing interacting with teacher and classmates

- ▶ I Ask permission before speaking
- ▶ I Ask permission before using other's tools
- ▶ I respect my classmates and cooperate with them.

## The Safety of my Family and me

- ▶ I don't mess with gas and electric stoves
- ▶ I only take medicine under the supervision of my mother and father
- ▶ I don't use sharp tools



## Exercise

1-Match the phrase in column (A) with the appropriate pictures in column (B):

A

B

I sleep on my bed

I play with my brother and  
sister in my garden

I put my clothes in the  
wardrobe

I eat with my family



## Exercise

### 2 - Put a (✓) or (×) mark in between brackets:

- I study my lessons on my desk. ( )
- I sleep at any time and wake up lately. ( )
- I enter my father and mother's room without permission. ( )
- I stand with my classmates in the schoolyard orderly. ( )
- I ask my teacher's permission before speaking. ( )

### 3. Fill in the blanks with suitable words:

- I bring all my tools and.....
- I have ..... under the supervision of my father and mother.

# 8

## Lesson 8

# I Preserve the Environment



### The student is expected to

Learn how to preserve their environment through rationalizing consumption.




### Concepts I Learn

Environment



### Values I learn

I preserve my environment



**My Environment  
is Clean**

## Preparation




.....

- I describe the picture in front of me.
- I label the picture with a title that describes it.



**I observe and conclude**



- What is the importance of water in our life?
- Can creatures live without water?



**I learn:**

- Water is a blessing of Allah that we must preserve. It is the secret of life.

- Human being, plant nor animal can live without water.







I think:



- How can I preserve water?

Activity:



Put (✓) under the picture that represent preserving water:





### I conclude:

- When I brush my teeth, I don't overuse water.
- I close the water tap after washing my hands before and after eating.
- I use enough water to complete my ablution.



### I discuss with my classmates:

How can we maintain the beauty of our country's parks and beaches?



### I note and conclude:





### I learn:

1. My country is beautiful and clean.
2. I keep the gardens clean and I do not pick flowers.
3. I keep my country's beaches clean and I do not contaminate them with waste.



### I color:





**Activity:**

I collaborate with my classmates to collect pictures of beautiful places in my country and then we paste them.

## I remember



### How can we preserve water?

- ▶ When washing do not overuse water.
- ▶ Close the water tap after washing.

### How can we maintain the beauty of our country's parks and beaches?

- ▶ I keep the gardens clean and I do not pick flowers.
- ▶ I keep my country's beaches clean and I do not contaminate them with waste.



## Exercise

**1- Fill the gaps with the appropriate words between the brackets:**

**(tap - beach - water )**

- I do not overuse..... When I wash my teeth.
- I close the water..... after washing my hands.
- I do not contaminate..... and I keep its beauty.

**2 - Put a (✓) in front of the correct sentence, and (×) in front of the incorrect sentence:**

- I keep the gardens clean and I do not pick flowers. ( )
- I water the flowers in my home garden with a lot of water. ( )
- I use a lot of water to complete my ablution. ( )




# 9 Lesson 9

## Traffic Rules



The student is expected to

- ▶ Adheres to the rules and instructions in the different places.
- ▶ Shows the risks of non-adherence to the rules and instructions.
- ▶ Adheres to the traffic rules, walking in the sides of the road and crossing the street from the designated places.



Concepts I Learn

▶ The Traffic Safety Rules.



Concepts I Learn

▶ Keeping The Traffic Safety Rules.

## Preparation

I look and observe:



- Where do you sit when you are in the car with your father?
- Which side do you get out from when the car stops?
- How do you cross the road to the other side?
- Do you walk with your family in the middle of the road or on the sidewalk?



## Traffic Rules

I look and learn



### Cars Traffic Lights.







**I think:**

- When do the pedestrian cross the road to the other side?
- Where do the pedestrian cross the road from?



**I learn:**

- When the traffic light is green:  
I cross the road to the other side with my mother and dad.



- When the traffic light is red:  
I stop in my place and don't cross the road.



**I discuss:**

- **What does this traffic sign mean?**



I learn:



Cross the road to the other side from the pedestrian crossing.

Activity:




Put a (✓) mark under the safe behavior and a (×) mark under the dangerous behavior:



## I discuss my classmates:



How do I keep my safety from the dangers of the road?



## I learn:



## Traffic Safety Rules:

- I sit with my brothers in the back seat of my father's car.
- I sit quietly on the bus and do not take my hand or head off the bus.
- I get off the car or school bus when it completely stops.
- I get out of the back door of my father's car toward the curb.
- I walk with my father or mother on the side of the road.







## Activity:

Under the supervision of my teacher, I participate with my classmates in a trip to the traffic village to learn about traffic and traffic rules.



### I cut and paste:

I participate with my classmates in preparing a photo album in which I paste pictures of traffic signs and instructions



I remember



### Traffic Safety Rules:

- ▶ I sit in the back seat of the car.
- ▶ I sit quietly on the bus and do not take my hand or head off the bus.
- ▶ I get off the car or school bus when it completely stops.
- ▶ I get out of the back door of the car toward the curb.
- ▶ I walk with my father or mother on the side of the road.





## Exercise

1-Match the phrase in column (A) with the appropriate pictures in column (B):

A

When this sign lights up, cross the road.

When this sign lights up, stop.

Cross the road from where this traffic sign is.

B




2 - Put a (✓) or (×) mark in between brackets:

- Cross the road to the other side from anywhere. ( )
- Walk with my father and mother on the side of the road. ( )
- My little brother is sitting next to my father in the front seat. ( )
- Get out of the car's back door toward the curb. ( )

# Exercise

3. Write the Number of the Picture in Its Appropriate Place in the Table:



Like

Dislike

# 10 Lesson 10

## The Currency of the State of Qatar



### The student is expected to

- ▶ Recognize the forms of money.
- ▶ Recognize the concepts of buying and selling.



### Concepts I Learn

- ▶ Currency.



### Values I learn:

- ▶ I maintain my currency.

## Preparation



- What do you know about Qatar's currency?

**I learn:**



Each country has its own currency.  
Qatar's currency is Qatari Rial.

- Qatari Rial = 100 Dirhams.







## Activity:

Let us learn about Qatar's currency categories through the images in front of us.







Look and express:

- Are currencies different between countries?



Yes, there are different currencies in all countries of the world, each country has its own currency.



I Look and learn:

**The currency has great importance,  
it benefits us in selling and buying,  
We have to maintain it.**





**Activity:**

Fill in the following table:  
We buy using the currency

## I remember

### The currency of the State of Qatar

- ▶ The currency of the State of Qatar currency is Qatari Rial.
- ▶ The currency has a great importance. It benefit us in selling and buying.





## Exercise

### 1- Put a (✓) in front of Qatari Rial:



( )



( )



( )

### 2- fill in the following gaps:

- Qatari Rial =.....Dirhams.
- Country currency denominations : QR 100 and..... and.....

### 3- Put a (✓) in front of the correct sentence, and (×) in front of the incorrect sentence:

- The currency of the State of Qatar is Dinar. ( )
- The currency benefits us in selling and buying. ( )



