

Lesson 1 Think about it

102 1 Home poem

Find the animal homes in the picture.


Homes

A nest is a home for a bird.

A hive is a home for a bee.

A hole is a home for a rabbit.

And a house is a home for me.



103 2 A tree house

Listen to Meera talking about the tree house near her home. Who is in the little house?

3 Talk about it

Imagine you are in the tree house. What are you doing?

Lesson 2 New words

104 1 Topic vocabulary

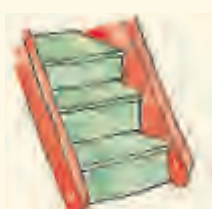
Listen, point and say.



roof



wall



stairs



ladder



door



window

105 2 A memory quiz

Turn back to page 149. Look closely at the picture for 2 minutes.
Then answer the questions you hear.

3 Talk about it

Do you live in a house? What other kinds of homes do people live in?
Tell your partner.

Writing tip

We use **commas** between things in a list.
We use **and** before the last thing in a list.

4 Who lives in your home with you?

Write a sentence. Remember to use commas.

I live with Mummy, Daddy, Moza and Tariq.

Lesson 3 Use of English

1 Find out more

Listen to Meera. Can all children go to the second floor of the tree house?

2 Time to practise

Ask and answer. Use the information in the table.

	age	go to the second floor
Mai	age 9	😊
Aisha	age 5	☹️
Khawla	age 7	😊
Sameera	age 7	😊
Jameela	age 3	☹️
Hamda	age 8	😊
Eman	age 5	☹️
Badria	age 6	☹️



I'm Mai.
I'm nine. Please
can I go to the
second floor?

Yes, you can.

I'm Aisha.
I'm five. Please
can I go to the
second floor?

No, you can't.

3 Talk about it

Talk with your partner.
What do you ask to do at home?

play football

play in the garden

go to the park

watch TV

play on the computer

help with the cooking

Speaking tip

Asking to do something

Please can I go to the second floor?

The word **can** comes before **I** in a question.

Yes, you can.

The word **can** comes after **you** in an answer.

Lesson 4 New words

107 1 Topic vocabulary

Listen, point and say.



sink



bed



shower



TV



toilet



table



cooker



chair



cupboard



bookcase

108 2 A toy house

Look at the picture.

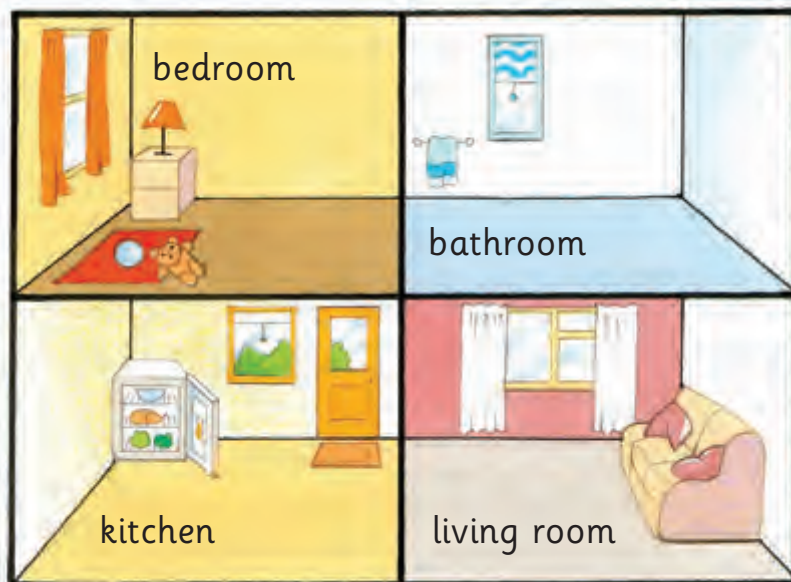
Who lives in this house?

Listen to the children.

Where will they put the

bed, the sink

and the TV?



3 AB Talk about it

Where will you put the furniture? Talk to your partner.

Let's put the shower
in the bathroom.

Ok. How about the bookcase?

Lesson 5 Read and listen

109 1 New things for the king

Look at the picture. What kind of home does the king live in?
Listen to the poem.

*Bringing something for the king.
Is there something you can bring?
Bringing new things for the king.
Put them in the castle.*

Bring me tables, bring me chairs,
Bring me cakes and bring me pears,
Bring me golden teddy bears
And put them in my castle.

Bringing something for the king ...
Bring me an enormous bed.
It must be my favourite red.
Wait! I want it green instead!
Put it in my castle.

Bringing something for the king ...
A sofa, a bookcase, a new TV,
Bring them here right now to me.
Bring them here so I can see.
Put them in my castle.

Bringing something for the king ...



Lesson 6 My learning

110 1 Listening quiz

Listen. Tick ✓ the correct pictures.

1 What do the children see?



2 Which is Faisal's tree house?



3 Who does Tariq live with?



4 How many children are on the second floor?



2 Talk about it

Look at the pictures of the tree houses in Activity 1. Describe them. What do you think the bedrooms are like? Talk with a partner.

The bed is a castle shape.

Lesson 7 Words and sounds

111 1 Let's build a cool castle!

Listen and read these instructions. Look at the words in **red**.
What sound do you hear in these words?

You can build a **cool** house with boxes.

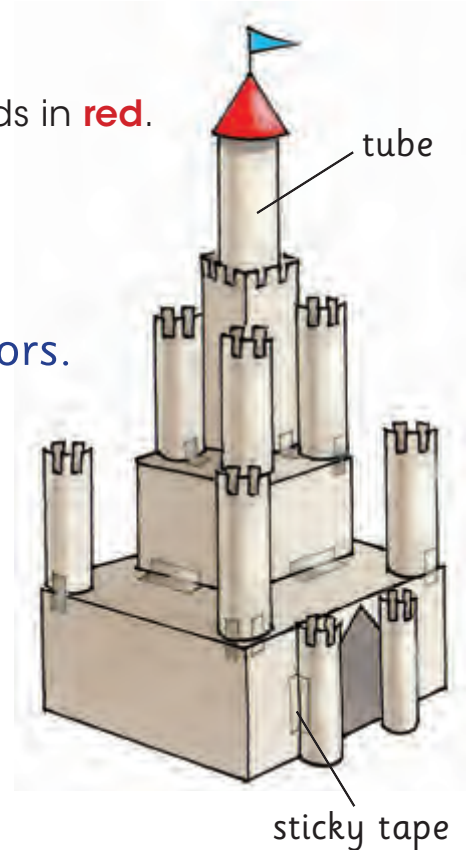
You will need sticky tape, **glue** and scissors.

Use some **tubes**, **too**.

Will **you** build a castle with one **room**
or a **few rooms**?

The long u sound has different spellings.
Find red words where the long u sound has
the same spelling as:

zoo **blue** **new**



112 2 The sounds of oo

The letters **oo** often stand for the long u vowel sound.
Listen to these words:

goose **moon** **roof** **food**

Sometimes the letters **oo** stand for
a different sound.

Listen and say these words:

wood **foot** **book** **look**

Use the **oo** words to talk about the picture.



3 21st AB Build a tower

Work in groups. Who can build the tallest tube tower?

Lesson 8 Read and listen

21st

113 1 Before you read

People build different houses in different parts of the world.
Do you have houses like these in your country?

Different kinds of homes

Beehive houses

These houses are called beehive houses. Beehive houses are made of mud, water and dry grass. People build beehive houses in some hot, dry places. The mud walls and very small windows keep the homes cool.



1 Beehive houses in Turkey

Stilt houses

In some hot, wet places, people build houses on stilts. Stilt houses are built high above the water or land. The 'stilts' are tree trunks. The air blows under the houses and keeps them cool.



2 Stilt houses in Borneo

Cave houses

Cave homes are built in rocks and mountains. Some cave homes are very old. Cave homes stay cool during the summer. They stay warm during the winter.



3 Cave houses in Spain

Skyscrapers

In cities all over the world, people live in tall buildings called skyscrapers. Skyscrapers are made of metal, concrete and glass. This skyscraper has more than 160 floors and 57 lifts.



4 Burj Khalifa skyscraper in Dubai

2 Which one?

Find the answer: beehive house, stilt house or cave house.

- 1 Which home is built in hot, dry places only?
- 2 Which home is built in hot, wet places only?
- 3 Which home is made of wood?
- 4 Which home is made of mud?
- 5 Which home is made of rock?

Language tip

To talk about one thing, use **is made of**.
To talk about more than one thing, use **are made of**.

A window **is** made of glass.
Windows **are** made of glass.

3 Where do they live?

Read the clues. Which home does each child live in?


To get to my home, I go up in a lift.



a

Layla


To get to my home, I ride in a boat.



b

Mohammed

My home has one room. The room is round like a circle.



c

Ahmed

My bedroom is inside a mountain!



d

Harika

Lesson 9 Use of English

114 1 Topic vocabulary


Listen, point and say.



slide




swing



ladder



tunnel



seesaw



spinner

115 2 What would you like in your playground?

Class 3 are going to have a new playground!

The teacher is asking the children what they would like in their playground. Listen. What do they choose?

3 Design your own playground!

What would *you* choose for your playground?
Ask and answer questions with your partner.

What would you like in your playground?

I'd like two ladders, please.

4 Write

Write a description of your playground.

I'd like _____ and _____ in my playground.

I'd like _____ too.

Language tip

We can use **too** when we add something more.

I'd like a bridge and I'd like a swing **too**.

Lesson 10 Read and respond

116 1 At the playground

What happened to Eissa at the weekend?

Read and find out.



I went to the playground at the weekend.
I met my friend Yassir. First, we went on the slide.
We played in the tunnel too. Next, I climbed up the ladder with Yassir. We raced to the top but I slipped and fell.
I hurt my knee. My mum came to help. She asked my dad: “Please go home and find a plaster for Eissa.” Then, we waited.
We waited for a long time. Finally, my dad arrived with a plaster for my knee. He said, “I couldn’t find a plaster at home, so I went to the shop.” We walked home slowly. My knee is nearly better now. Look! I’m going to the playground tomorrow.

2 True or false?

Look at the text. Is each statement true or false?
Correct the false sentences.

- 1 Eissa went to the playground a long time ago.
- 2 Eissa fell off the seesaw.
- 3 Eissa hurt his arm.
- 4 Dad went to a shop to get a plaster.

Language detective

Find all the -ed verbs in Eissa’s story.

3 Talk about it

Tell your partner about the last time you went to a playground.

I met my friend Rayan.

I went on the slide with my football.

Language tip

Some verbs do not add **-ed** to talk about the past:
come – came
go – went
fall – fell
hurt – hurt

Lesson 11 Time to practise

117 1 What did Eissa do?

Look at the classroom. What did Eissa do?

Listen and complete the sentences.

First, Eissa _____.

Then, he _____.

Next, he _____.

Finally, he _____.

Language tip

These words show a sequence.

First **Then** **Next** Finally

First **Next** **Then** Finally

The words **then** and **next** do not mean **second** and **third**.

Both of the lists above are correct.



2 21st Four parts

Work in groups. You are going to write four sentences.

Choose one idea from the box.

You must agree on four things that happen.

What happens first? What happens then?

What happens next? What happens finally?

at the playground
making a fruit salad
brushing your teeth

3 Write

Write four sentences. Use the four parts you chose in Activity 3.

Writing tip

Always use a comma if these words come at the beginning of a sentence.

First, Next,
Then, Finally,


Lesson 12 My learning

118 1 Where do they live?

Listen to the clues.


1 Where does Nina live?

2 Where does Ahmed live?



2 Find the differences


Talk about the two playgrounds with a partner. Find the things that are different.



Lesson 13 Time to practise

1 ^{21st} Talk about it

Mrs Hamda bought a robot for her house.
Would you like a robot in your home?
Why? Why not?



119 2 It will help

Work in a group of three. Choose three things that the robot will do.
Choose one thing that the robot won't do.



cook



wash up



tidy



drive



play



help with homework

It will cook,
wash up and tidy.

It won't drive.

Language tip

won't = will not

Speaking tip ¹¹⁹

How to say a list

Change your voice when you say different words in a list.

It will cook, wash up and tidy.

3 Write

Write your sentences from Activity 2.

Writing tip

Remember to use commas in your list.

Lesson 14 Find out more

21st



1 How much water?

How much water do the Al Hammadi family use each day in the bathroom?
Complete the 'totals' in the table.

	Mum	Dad	Alia	Sultan	Day total (litres)
Bath = 80 litres	1	0	0	0	
Shower = 30 litres	0	1	1	1	
Brushing teeth with the tap on = 6 litres	0	2	2	2	
Brushing teeth with the tap off = 1 litre	2	0	0	0	
Person total (litres)					Total:

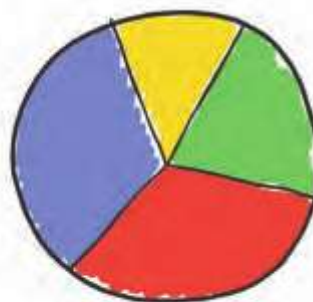
Who uses the most water?

Which activity uses the most water?

2 Make a chart

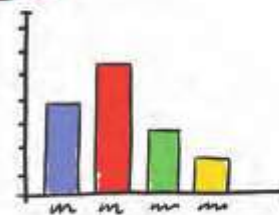
Choose one:

- a bar diagram for the day totals
- a circle diagram for the person totals



circle diagram

bar diagram



3 Saving water

The family want to save water.

Mum will have a shower.

Dad, Alia and Sultan will turn the tap off when they brush their teeth.

Complete a new table. Make a new chart.

How much water have the family saved?

Lesson 15 Read and respond

21st

120 1 Read and listen

Work in groups of three. Each person in the group reads one of the texts: *Rabbit homes*, *Beaver homes* or *Termite homes*. Then share what you have learned with children who read the other texts.

Rabbit homes

Rabbits build their home under the ground.
A rabbit home has lots of tunnels.

Some tunnels go to rooms where the rabbits sleep.

There are special rooms for baby rabbits and their mother.

Every rabbit home has lots of rabbit holes.

The rabbits use these holes to go in and out.

When a rabbit sees a fox or other enemy,
it stamps on the ground.

The other rabbits hear the sound.

They run down a rabbit hole.

A rabbit home keeps rabbits warm,
dry and safe from enemies.



Beaver homes

Beavers build homes from branches, rocks and mud.

They build their home in the middle of a pond.

The beavers cut down trees with their sharp teeth.

They make a huge pile of branches.

The beavers build a living room in the middle of their home.

The floor of the room is above the water.

The beavers and their babies live in this room.

It is warm and dry.

Beavers build and use underwater doors.

This keeps their home safe from wolves and other enemies.

A beaver home keeps beavers safe, dry and warm all year long.



Termite homes

Termites are tiny insects but they build the tallest animal home.

Termites build huge towers of mud.

They live in the towers and in the ground below.



A termite home has lots of tunnels and rooms.

In the middle of the home, there is a room for the queen.

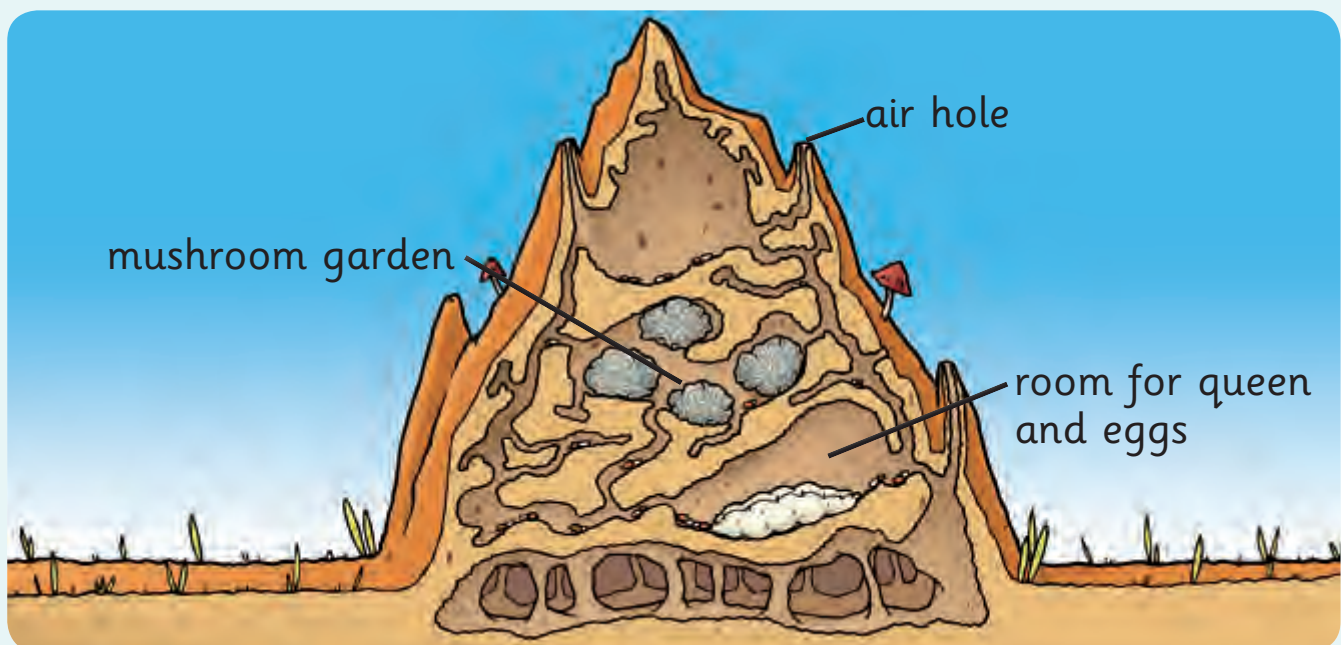
The queen lays eggs.

Some termites build rooms that are gardens.

They grow a special mushroom in these gardens.

The termites eat these mushrooms.

The termites build air holes to keep their home cool when the weather is hot.



Lesson 16 Find out more

1 New words

Find two words in the text that you didn't know.

Use a dictionary to find out what the words mean.

Words to remember

Find these words in the animal texts:

their down middle with

Practise spelling them.

Language detective

Find all the different plurals in the animal texts. How many are there?

2 Which animal home?

Answer these questions with your group.

- 1 Which animal home has a garden inside?
- 2 Which animal home is made of wood?
- 3 Which animal home has doors under the water?
- 4 Which animal stamps on the ground when it sees an enemy?
- 5 Which animal home looks like a beehive house?
- 6 Which animal's enemy is a fox?
- 7 Which home do you think is the safest?
- 8 Which home do you think is the most interesting?



Lesson 17 My learning

121 1 Lots of lists

Which word is missing from the list?

- 1 This car is blue, green and ____ .
- 2 This house is tall, cool and made of ____ .
- 3 This baby rabbit will eat, hop and ____ .
- 4 This robot will play, swim and ____ .
- 5 This robot will do my homework, go to school and ____ .

Practise saying the lists. Remember to change your voice!

wood
sleep
drive
tidy my
bedroom
red

2 Saving water

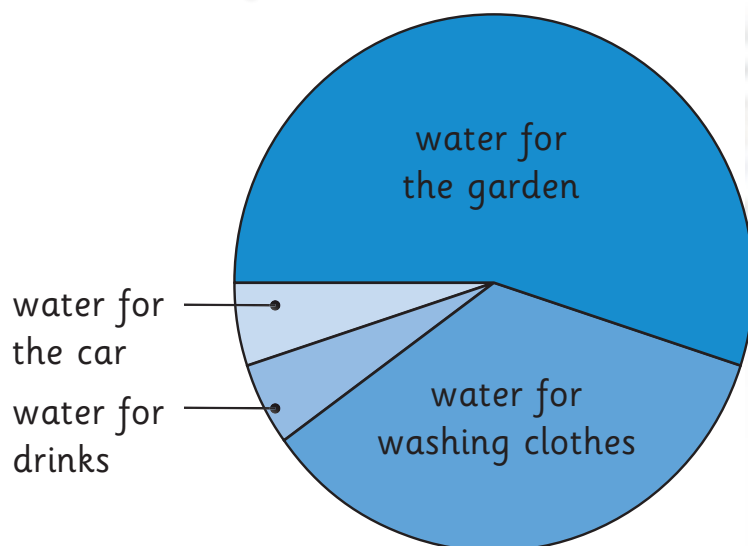
Work with a partner. Talk about the pictures.

What will Mum do to save more water? Choose one.

Mum will
choose water
for drinks.

No! The family
will be thirsty.

I think Mum will choose
water for the car.



Lesson 18 Review

1 True or False?

Is each sentence true or false? Work with a partner to make correct sentences.

- 1 Bees live in nests.
- 2 Skyscrapers are made of mud.
- 3 Termites build a room for the king termite.
- 4 Beavers use underwater doors.
- 5 You find swings in a kitchen.
- 6 Cave houses are cool in winter.

2 Furniture words

Say the words. Where would you find them in a house?



3 Talk about it

Draw a robot and give it a name. Tell your partner about your house robot. What will it do? Write sentences.

It will _____. It will _____ too.

Look what I can do!

- I can ask to do something: Please can I ... ?
- I can read words with the long u sound.
- I can solve maths problems in English.
- I can make choices: I'd like ____ I'd like _____ too.
- I can read and talk about an information text.



Lessons 19–20 Choose a project






A Write about an animal home

- Choose an animal.
- Look up information about that animal's home in a book or on the Internet.

Where does the animal build its home?

What is the home made of?

- Find some interesting facts about the home.
- Draw a picture. Then label the picture.

					
ant	spider	turtle	owl	mouse	monkey

B Design a playroom for children

- What will you put in the playroom?
 - A huge TV?
 - A ping-pong table?
 - Ropes and slides?
 - What else?
- Make a poster.
- Draw a picture of the room.
- Label the picture.

