

Bridge to Success 4



Term 2

Week 3

Unit 7

Lesson 1 & 2

English

Grade 4

Ms Lateefa Alremeithi

National Anthem



Today is

of

Sunday

Monday

Tuesday

Wednesday

Thursday

Today's weather is...



1

4

st

1

5

nd

2

6

rd

2

7

th

3

8

9

3

0

January

February

March

April

May

June

July


August

September

October

November

December



Class Rules

These are our online class rules



Prepare books and school supplies



Sit in a quiet place



Wear school uniform




Be ready and on time



Don't share account information



Open the camera when teacher requests



Stay on mute & raise your hand to participate



Participate but do not interrupt anyone

National Anthem

Class Rules

Be Ready

Review

Lesson Outcomes

Vocabulary

Introduction

Learner's Book

Writing

Game!

Activity Book

Story Time



Attendance

Exit Ticket

Self-assessment

You will need:

Always be ready, if you don't have your books you will find them on LMS and ALDiwan

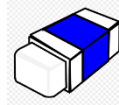


BTS Learner's and Activity book

Pencil




Eraser



Sharpener



Your brilliant brain



National Anthem

Class Rules

Be Ready

Review

Lesson Outcomes

Vocabulary

Introduction

Learner's Book

Writing

Game!

Activity Book

Story Time

Attendance

Exit Ticket

Self-assessment



Review



00:04:00

Start Clear

National Anthem

Class Rules

Be Ready

Review

Lesson Outcomes

Vocabulary

Introduction

Learner's Book

Writing

Game!

Activity Book

Story Time

Attendance

Exit Ticket

Self-assessment

Adjectives order

Language tip

	size	→	colour	
	little		green	a little green snake 
number	→	size	→	colour
two		big		yellow
				two big yellow stars 



Lesson 2 & 3 Skill Outcome

- Read and re-read short and simple texts.
- Read and identify familiar words and set phrases in short, simple texts on familiar topics.
- Listen and identify some details in short, simple texts on familiar topics.
- Listen and respond appropriately to peers and adults.

Lesson 2 & 3 Vocabulary

opposite, next to, each other, between
spoon, cup, knife, plate, napkin, burger, chicken, salad, sweetcorn, fruit, drink

Grammar Topic

Pronouns: object pronouns Please give it to her/him/them/me.
Asking for and giving directions
Expressing likes and dislikes

National Anthem

Class Rules

Be Ready

Review

Lesson Outcomes

Vocabulary

Introduction

Learner's Book

Writing

Game!

Activity Book

Story Time

Attendance

Exit Ticket

Self-assessment

Vocabulary



©DESIGNALIKE

spoon



©DESIGNALIKE

cup




knife



plate



napkin



burger

National Anthem

Class Rules

Be Ready

Review

Lesson Outcomes

Vocabulary

Introduction

Learner's Book

Writing

Game!

Activity Book

Story Time

Attendance

Exit Ticket

Self-assessment



Introduction

Spots and Strips

Prepositions of Place

National Anthem

Class Rules

Be Ready

Review

Lesson Outcomes

Vocabulary

Introduction

Learner's Book

Writing

Game!

Activity Book

Story Time

Attendance

Exit Ticket

Self-assessment



00:04:00

Start Clear

Lesson 2 Matar's barbecue


How often do you eat outside? What do you like to eat and drink at a barbecue?

Read the clues and work out the answers

Khalid

Matar


Ebrahim



Ghalib

Tariq

Jamal



4/6

4/7

1 Talk about it How often do you eat outside?

What do you like to eat and drink at a barbecue?

2 21st Let's do it!

This story is a puzzle. Read the clues and work out the answers.

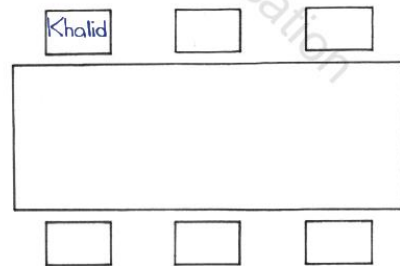
Matar is having a lunch party. He has invited five guests: Khalid and Ghalib, who are twins; Ebrahim, their younger brother; Tariq, who is Matar's cousin; Jamal, who is Tariq's best friend.



Where will they sit at the table? Read the clues to find out. Draw a plan of a table and six chairs, like this, and write the names on the chairs.

Clues

- The twins are sitting opposite each other.
- Matar is sitting between Khalid and Ebrahim.
- Jamal and Tariq are sitting next to each other.
- Tariq is sitting opposite his cousin.
- Ebrahim is sitting opposite Jamal.



National Anthem

Class Rules

Be Ready

Review

Lesson Outcomes

Vocabulary

Introduction

Learner's Book

Writing

Game!

Activity Book

Story Time

Attendance

Exit Ticket

Self-assessment

Introduction

Would you like.....?

would like = want



a little more polite

I want to eat
pizza.

=

I would like to
eat pizza.

Same!

National Anthem

Class Rules

Be Ready

Review

Lesson Outcomes

Vocabulary

Introduction

Learner's Book

Writing

Game!

Activity Book

Story Time

Attendance

Exit Ticket

Self-assessment



00:04:00

Start Clear

Lesson 3 Please give it to me ...

Match the words to the pictures

5 2 4 1 3
 spoon cup knife plate napkin

1 Word study

Uncle Aziz is helping at Matar's barbecue. He enjoys cooking. Unfortunately, when Uncle Aziz was laying the table, he forgot a few things. Match the pictures to the words.

spoon cup knife plate napkin



In pairs, practise saying these words.





2 Listen

Matar is giving Uncle Aziz instructions. Fill in the missing words. Then listen to check.

Ebrahim is missing a  **knife**. Please give it to **him**.

Khalid is missing a  **napkin**. Please give it to **him**.

Jamal and Ghalib are each missing a  **spoon**. Please give the spoons to **them**.

Tariq is missing a  **cup**. Please give it to **him**.

And I am missing a  **plate**. Please give it to **me**.

3 Talk

Act out a conversation. One person will play Uncle Aziz.



Useful phrases

- Would you like ... ?
- I would like ...
- What would you like to eat?
- Please can I have ... ?



Language tip

Please give it to ...



4/6 4/7

Introduction

Object Pronouns

Subject Pronouns

I
you
he
she
it
we
they

Object Pronouns

me
you
him
her
it
us
them



National Anthem

Class Rules

Be Ready

Review

Lesson Outcomes

Vocabulary

Introduction

Learner's Book

Writing

Game!

Activity Book

Story Time

Attendance

Exit Ticket

Self-assessment

Let's Practice

Object Pronouns



00:04:00

Start

Clear



National Anthem

Class Rules

Be Ready

Review

Lesson Outcomes

Vocabulary

Introduction

Learner's Book

Writing

Game!

Activity Book

Story Time

Attendance

Exit Ticket

Self-assessment

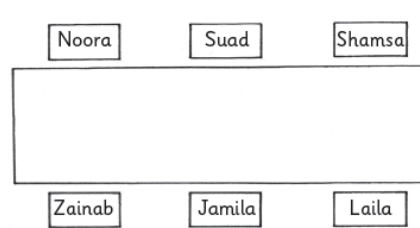
Lesson 2 Matar's barbecue

1 Word study

Complete the sentences with the words in the box.

opposite next to each other between

- Laila is sitting **next to** Jamila.
- Zainab and Jamila are sitting next to **each other**.
- Suad is sitting **between** Shamsa and Noora.
- Jamila is sitting **opposite** Suad.



00:04:00

Start Clear

National Anthem

Class Rules

Be Ready

Review

Lesson Outcomes

Vocabulary

Introduction

Learner's Book

Writing

Game!

Activity Book

Story Time

Attendance

Exit Ticket

Self-assessment

2 Write

Work out the answer to these puzzles.

Puzzle 1

Aisha takes 1 minute to build a wall 5 bricks long and 5 bricks high.

How many minutes will she take to build a wall 10 bricks long and 10 bricks high?

Aisha will need four minutes to build a wall ten bricks long and ten bricks high.



Puzzle 2

Saleh has two pots. The big pot holds 5 cups.

The little pot holds 2 cups.

How can Saleh measure 3 cups of rice using only those two pots?

Write instructions to tell Saleh how to do it.

- First, fill **the big pot with rice.**
- Then **pour rice from the big pot into the little pot.**
- When the little pot is full, there will be three cups of rice left in the big cup.**



Homework

Lesson 3 Please give it to me ...

1 Word study

Look at the pictures of food from Matar's barbecue.
Write the words under the correct pictures

burger chicken salad
sweetcorn fruit drink

What would you like for lunch? I'd like _____.



burger



salad



chicken



sweetcorn



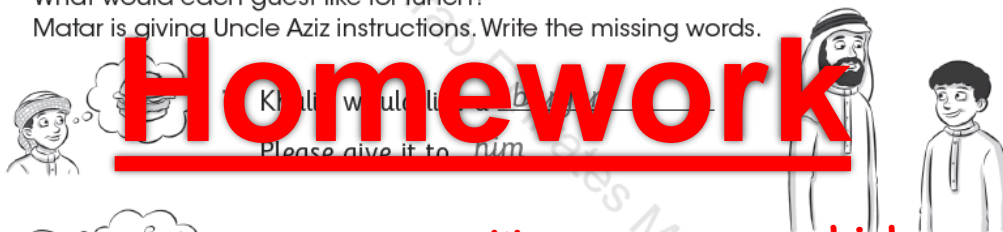
drink



fruit

2 Use of English

What would each guest like for lunch?
Matar is giving Uncle Aziz instructions. Write the missing words.



2 Ebrahim would **like** some **chicken**.
Please give it to **him**.



3 Tariq and Jamal **would like some fruit**.
Please give it to **them**.



4 Ghalib **would like a drink**.
Please **give it to him**.



5 I would like **some salad**.
Please **give it to me**.



00:04:00

National Anthem

Class Rules

Start Clear

Be Ready

Review

Lesson Outcomes

Vocabulary

Introduction

Learner's Book

Writing

Game!

Activity Book

Story Time

Attendance

Exit Ticket

Self-assessment

Story Time

The food that's best for you to eat,
are foods that grow below your feet!
In the dirt they have their birth.
They come to us from Mother Earth.

They'll make you grow up strong and smart.
So eat them now! Don't wait to start.
Open your mouth and enjoy the ride.
Feed your magic growing inside.



National Anthem

Class Rules

Be Ready

Review

Lesson Outcomes

Vocabulary

Introduction

Learner's Book

Writing

Game!

Activity Book

Story Time

Attendance

Exit Ticket

Self-assessment

Attendance

Please listen for your name when I take the attendance



National Anthem

Class Rules

Be Ready

Review

Lesson Outcomes

Vocabulary

Introduction

Learner's Book

Writing

Game!

Activity Book


Story Time

Attendance

Exit Ticket

Self-assessment

Tell us what **would**
you like to eat in a
barbecue?



Self assessment







Students online: Write in the chat



- Ask and answer questions on familiar topics.
- Listen and identify some details in short, simple texts on familiar topics.



I Understand

	I Got It! I understand everything.
	I Mostly Get It. I understand most of it, but not all of it.
	I Sort of Get It. I am still a little confused.
	I Don't Get It. I don't understand at all and I am very confused.

Copyright 2014 Nikki Sabiston

National Anthem

Class Rules

Be Ready

Review

Lesson Outcomes

Vocabulary

Introduction

Learner's Book

Writing

Game!

Activity Book

Story Time

Attendance

Exit Ticket

Self-assessment

Don't forget

Stay Safe



KEEP YOUR DISTANCE



WEAR YOUR

MASK



Stay Home if you're feeling sick

DON'T TOUCH



YOUR FACE!

wash your hands!



SEE YOU SOON

