


Unit 1 : Household Routines



Classroom Rules



- Mute the microphone until I ask you to speak



- Join the online class on time



- Sit in a good position



- Participate positively during the class.



- Speak in English all the time.



Outcomes:

Listening:

Speaking:

Express own ideas, opinions and personal perspective. Initiate and participate in a range of interactions on familiar

Writing:

Reading:

Reading and using new vocabulary

L. 1-2 In The Kitchen



Let's Discuss:

✓ Look at the picture. Which things did people not have 50 years ago?

Support:

Which devices do you use at home?



Key Vocabulary:

bin, blender,
dishwasher, freezer,
fridge, iron,
microwave, oven,
scales, teapot,
toaster

Critical Thinking:

Do we need all these things? Why do we have so many gadgets nowadays?

Let's Watch:

Name some
things from
the kitchen

Key Vocabulary:


bin, blender,
dishwasher, freezer,
fridge, iron,
microwave, oven,
scales, teapot,
toaster

Support:

Name one thing you heard from the
video?

Critical Thinking:

Name some other things in the kitchen and how we can use them?



EXPO
2020
DUBAI
UAE

Vocabulary – Learn and Play:



bin



blender



dishwasher



freezer



fridge



iron



microwave



oven



scales



teapot



toaster


Key Vocabulary:

bin, blender,
dishwasher,
freezer, fridge,
iron,
microwave,
oven, scales,
teapot,
toaster

Active I

Look at the picture. Match the words to the kitchen appliances and equipment. Which ones do you have in your house?

- a bin
- b blender
- c dishwasher
- d freezer
- e fridge
- f hob
- g iron
- h wok
- i microwave
- j oven
- k saucepan
- l scales
- m teapot
- n toaster



Active 2

Use the words below to make compound nouns for kitchen appliances and equipment

1 coffee

2 washing

3 extractor

4 tin

5 frying

6 remote

7 fire

8 food

9 ironing

10 light

a fan

b extinguisher

c processor

d pan

e control

f opener

g board

h switch

i machine

j machine



Active 1

Answers:


- a bin 11;
- b blender 5;
- c dishwasher 1;
- d freezer 10;
- e fridge 9;
- f hob 3;
- g iron 14;
- h wok 6;
- i microwave 13;
- j oven 2;
- k saucepan 8;
- l scales 12;
- m teapot 7;
- n toaster 4



Active 2

- 1- Coffee Machine
- 2- Washing Machin
- 3- Extractor Fan
- 4-Tin Opener
- 5- Frying Pan
- 6- Remote Control
- 7- fire Extinguisher
- 8- Food Processor
- 9- Ironing Board
- 10- Light Switch

Let's complete and play hangman



- 1 d _ _ _ _ w _ _ _ _ _ r
- 2 o _ _ _ n
- 3 t _ _ _ p _ _ t
- 4 s _ _ _ _ _ p _ _ n
- 5 f r _ _ _ _ e
- 6 f r _ _ _ _ _ r
- 7 s c _ _ _ _ s
- 8 m _ _ _ _ _ w _ _ _ e
- 9 i _ _ _ n
- 10 c _ _ _ _ _ e m _ _ _ _ _ e
- 11 w _ _ _ _ _ g m _ _ _ _ _ e
- 12 t _ _ n o _ _ _ _ _ r
- 13 f _ _ y _ _ _ g p _ _ n
- 14 f _ _ _ e e x _ _ _ _ _ _ _ _ _ _ r

Answers:

1 dishwasher; 2 oven; 3 teapot;
4 saucepan; 5 fridge; 6 freezer; 7 scales;
8 microwave; 9 iron; 10 coffee machine;
11 washing machine; 12 tin opener; 13
frying pan; 14 fire extinguisher

Find the words on the fridge to match the definitions. (Clue: they're all compound nouns.)

2 Find the words on the fridge to match the definitions. (Clue: they're all compound nouns.)

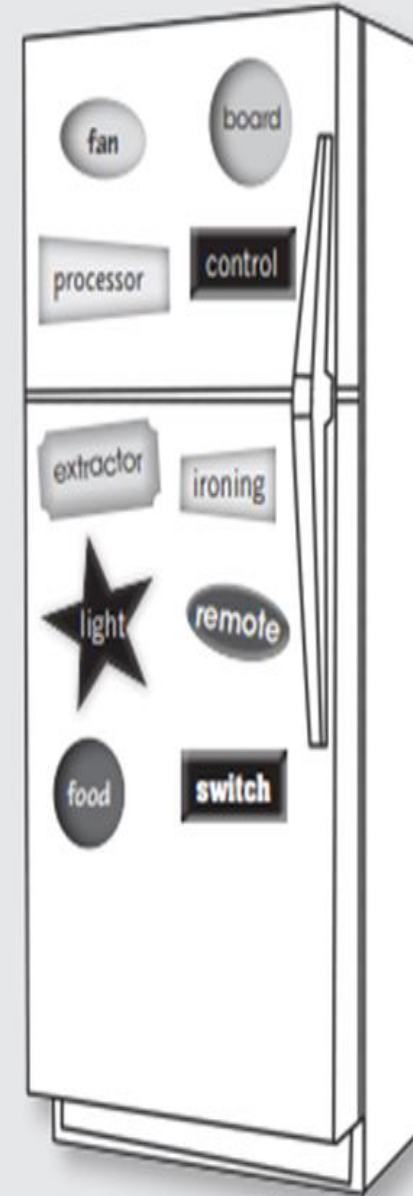
1 You iron your clothes on it. _____

2 You use it to change channels on the TV.

3 It takes away steam and smells from the kitchen.

4 It's a machine that helps you to prepare food.

5 You use it to turn the light on and off.



Answers:
1 ironing board; 2 remote control; 3 extractor fan; 4 food processor; 5 light switch

Find the words on the fridge to match the definitions. (Clue: they're all compound nouns.)

Answers:
1 ironing board; 2 remote control; 3 extractor fan; 4 food processor; 5 light switch

2 Find the words on the fridge to match the definitions. (Clue: they're all compound nouns.)

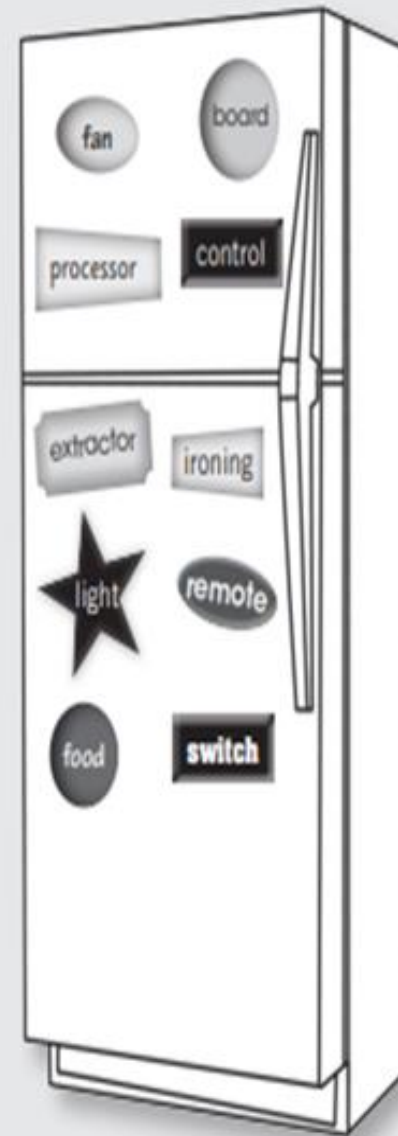
1 You iron your clothes on it. — **Ironing board** —

2 You use it to change channels on the TV.
Remote control

3 It takes away steam and smells from the kitchen.
Extractor Fan

4 It's a machine that helps you to prepare food.
Food Processor

5 You use it to turn the light on and off.
Light switch



Listening:



Listen and identify the appliances that are mentioned.

Link each one to an item in the picture on page 6.

- fridge ● dishwasher ● iron
- scales ● light switch ●
- toaster ● extractor fan ●
- microwave ● oven ● remote control



Answers:

1 (24) light switch; 2 (13) microwave; 3 (1) dishwasher; 4 (17) extractor fan;
5 (20) remote control; 6 (12) scales

Let's Watch:

Name some
phrasal verbs
in the video

Outcomes:

Listening:

Listen and
identify specific
information.

Listen and
identify specific
details.

Speaking:

Express own
ideas.

Writing:

Reading:





Listen again.

Which conversations take place in a formal situation (where the people don't know each other very well)?

Language tip

When you are being polite, or when you don't know someone very well, to ask if you can do something, use *Would you mind if I + verb* in the past tense.

Would you mind if I switched the TV off?

To ask someone else to do something, use *Would you mind* followed by verb + *-ing*.

Would you mind switching the TV off?

Verb +
Preposition =
phrasal verb

Use of English: Phrasal verbs – part 1

Phrasal verbs are verbs made up of two or more words: verb + preposition, for example *turn down*, *switch off*.

They are very common in English. Using them correctly shows that you have a good command of the language. Try to learn them in context. Here the context is the kitchen and life at home.

<i>chop up</i>	<i>put on</i>
<i>clean up</i>	<i>switch off / on</i>
<i>cool down</i>	<i>throw away</i>
<i>heat up</i>	<i>tidy up</i>
<i>leave out</i>	<i>turn down / up</i>
<i>plug in</i>	<i>turn off / on</i>
<i>put away</i>	<i>wash up</i>

Choose the correct word to complete the phrasal verbs in the sentences below.

- 1 Would you mind putting on / up the kettle to make some tea?
- 2 Please put out / away your bike and help me make dinner.
- 3 Could you chop up / down an onion for me?
- 4 Turn down / out the radio – it's too loud!
- 5 Leave off / out the iron – I'm still using it.
- 6 You've been reading all afternoon. I need you to wash out / up now.

Answers:

1 on; 2 away;
3 up; 4
down; 5 out;
6 up

Answers:

Formal: 2, 3, 5

Critical Thinking:

Why would we use formal language?

Use of English:

Match the sentence halves

- | | |
|---|--|
| 1 Put on ... | a ... the light. I'm trying to save electricity! |
| 2 Please turn off ... | b ... when you've finished cooking, please? |
| 3 There is a programme I want to see.
Do you mind if I ... | c ... the kettle for me, please. I'd like to make
some tea. |
| 4 I'm tidying up. Do you mind if I ... | d ... throw away these old magazines? |
| 5 Would you make sure you clean up ... | e ... turn on the TV? |

Use of English: Phrasal verbs – part 1

Phrasal verbs are verbs made up of two or more words: verb + preposition, for example *turn down*, *switch off*.

They are very common in English. Using them correctly shows that you have a good command of the language. Try to learn them in context. Here the context is the kitchen and life at home.

<i>chop up</i>	<i>put on</i>
<i>clean up</i>	<i>switch off / on</i>
<i>cool down</i>	<i>throw away</i>
<i>heat up</i>	<i>tidy up</i>
<i>leave out</i>	<i>turn down / up</i>
<i>plug in</i>	<i>turn off / on</i>
<i>put away</i>	<i>wash up</i>

Answers:

1 c; 2 a; 3 e; 4 d; 5 b

IT'S THE END OF THE LESSON!



I HOPE ALL OF YOU
UNDERSTOOD THE
LESSON.

WHAT DO YOU
THINK?



WHAT DID YOU
LEARN TODAY? SHARE
WITH THE CLASS.

