





Subject : English

UNIT/1

Working together





Team activities



LET'S PLAY

Outcomes:

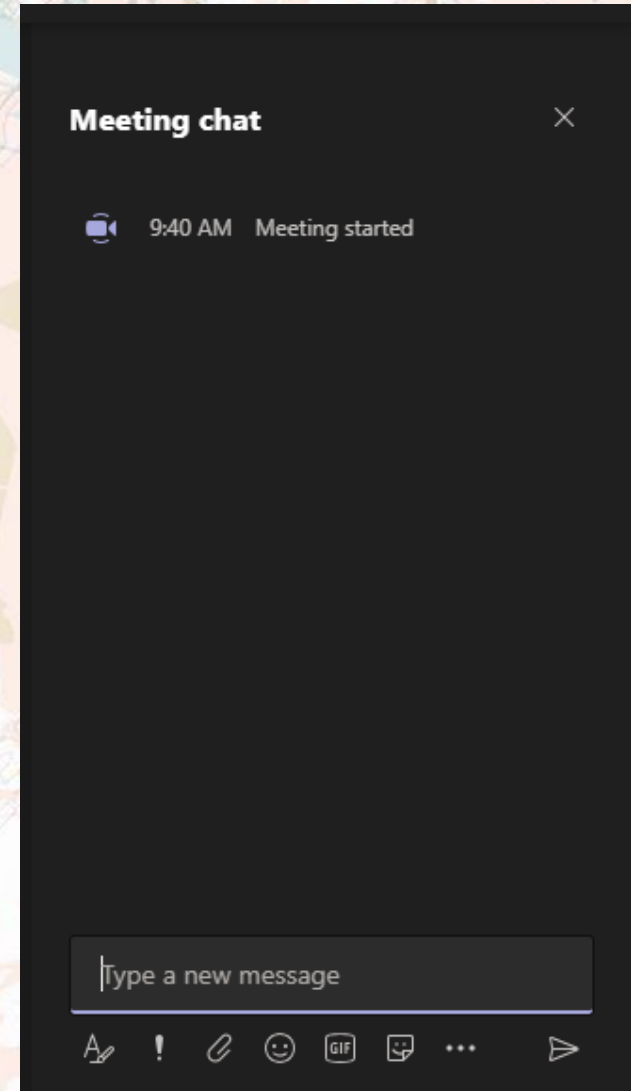

By the end of the lesson, learners will be able to ...

read and follow stepped game instructions.


listen to your instructions for playing games and for specific information

ask and answer questions about activities they find easy or challenging

What do you and your friends like to do?



Games we play together





Hide and seek



Jump on the numbers

Jump rope





gg56041799 www.gograph.com

Jumping sack game




Up and down


1 21st Read

Read these instructions and look at the picture.

Which colour team is doing each activity: red, yellow, green or purple?



ANSWERS




Tie two ropes around the tree.

Pass a glass of water through the ring.

Climb to the top of the wall.

Carry the boxes to the table.



Red = Climb to the top of the wall.

Yellow = Tie two ropes around the tree.

Green = Carry the boxes to the table.


Purple = Pass a glass of water through the ring.



2



Use of English

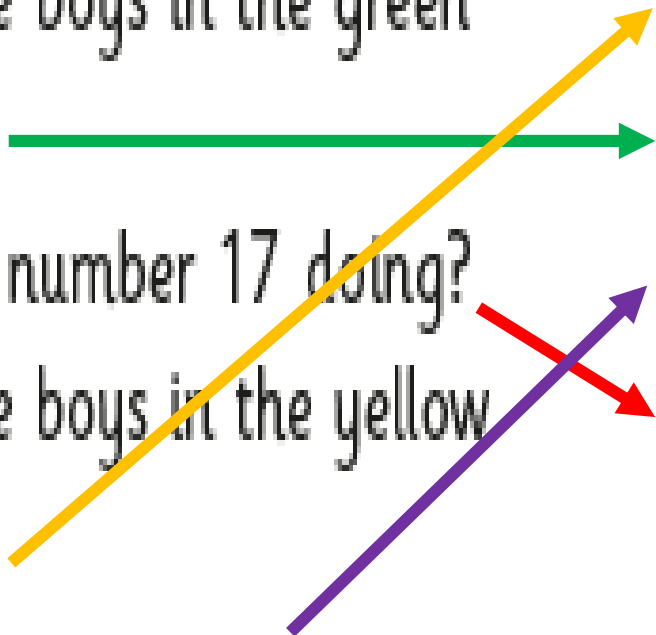


Match the questions with the answers.


1 What are the boys in the green vests doing?



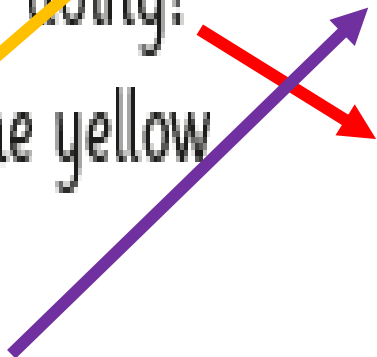
2 What is boy number 17 doing?



3 What are the boys in the yellow vests doing?



4 What is boy number 28 doing?




a They are tying a rope around the tree.

b They are carrying boxes to the table.

c He is standing on a ladder.

d He is climbing the wall.



Present Continuous Tense

I am singing.



He is dancing.



She is doing morning exercises.



She is washing her hair.



**Talking
about
what people
are doing.**







What are you doing?



Activities To Teach The
Present Progressive Tense



What is she doing?

She is sleeping.

What is he doing?

He is watching TV.





What are they doing?

They are drawing.

What is she doing?

She is taking
shower.





What is he doing?

He is reading.




What is he doing?

He is working.



What are they doing?

They are drawing.




@

A
He's
wearing a
pink T-shirt.


B
He's
wearing
red T-shirt.

<https://wordwall.net/resource/1571611>

LET'S
PLAY



what is he doing?



A
He is
cooking

B
He
is drawing
the picture

x2 Score

C
He is
sleeping

D
He is
watching TV

50:50

E
He is talking


F
He is
swimming

Extra Time

1 of 8

<https://wordwall.net/resource/2025138/what-they-doing>

2025



helping Bader

climbing the wall

standing on a ladder

- 1 What is Bader doing? Bader is climbing the wall.
- 2 What are Ibrahim and Adel doing? Ibrahim and Adel are helping Bader.
- 3 What is Nabeel doing? Nabeel is standing on a ladder.

Write the questions. Start each question with **What is** or **What are**. Put a ? at the end of each question.

- 4 What are they carrying?
They are carrying boxes.
- 5 What is Marwan pulling?
He is pulling Bader.
- 6 What is Walid doing?
He is passing a glass to Nabeel.



Write

Pretend that you are doing the Al Ayyalah routine and look at all the boys in the picture on page 6 of the Learner's Book. Write a chant about the Al Ayyalah routine.

Which of the boys are you? How are you moving?

Why are you doing the routine?

Use some of the words in the box in your chant.
Give your chant a title.

up down left
right slowly quickly
twist turn foot
do routine

Title: **Movement**

I am moving stick right and left.

I am doing routine .

I am twisting and turning

I am playing drum slowly and quickly.

I am moving stick up and down.

Lesson 3 Let's play!

1 Use of English

Do you remember the game 'Up and down'? Put the instructions in the right order. Write the numbers 1, 2, 3 and 4.

- 2 Link your elbows together.
- 4 Then sit down again.
- 1 Sit on the floor, back-to-back with your partner.
- 3 Try to stand up!

2 Read

Here is a new game.
Complete the text with the words from the box.



2 Read

Here is a new game.
Complete the text with the words from the box.

circle hand hold say many win



Eleven fingers

This is a game for three people. Stand in a **circle**⁽¹⁾.

Together, **say**⁽²⁾ '1, 2, 3 ... Go!'.

When you say 'Go!', **hold**⁽³⁾ out some fingers on one **hand**⁽⁴⁾: how many fingers have each of you held up?

Count all the fingers. How **many**⁽⁵⁾ fingers are there altogether?

To **win**⁽⁶⁾ the game, there must be 11 fingers.



4 3 Listen

Which game are the children playing? Listen and check.

Two can tie a bow



Lesson 4 Which game?

1 Let's do it!

Look at the chart. Jamal, Nabil and Tarik played the game 'Eleven fingers' three times. The chart shows how many fingers Jamal, Nabil and Tarik had in each game.

Add up the number of fingers for each game. Write the number in the chart.

Did the boys win each game? Circle yes (Y) or no (N).



	Jamal	Nabil	Tarik	How many fingers?
Game 1	2	4	3	9
Game 2	1	4	5	10
Game 3	5	2	4	11





2 Word study

Put the words in the correct order to make phrases.

1 up/give/Don't !

Don't give up!

2 on/step/floor/Don't/the !

Don't step on the floor!

3 try/again/Let's !

Let's try again!

4 done/it/We've .

We've done it!

5 stand/Try/to/up .

Try to stand up.

6 good/That's .

That's good!

ACTIVITY TIME





Re-order the words to
form a sentence

<https://wordwall.net/play/4243/178/463>


<https://wordwall.net/play/4243/178/758>

<https://wordwall.net/play/4243/178/141>

<https://wordwall.net/play/4243/178/309>

<https://wordwall.net/resource/4243178>

ACTIVITY TIME



Game Time!

**QUIZ
TIME!**

<https://wordwall.net/play/4242/028/997>

How was
today's lesson ?

3

I can do
this!



2

I'm getting
there.



1

I need
help!



Goodbye!


GOOD BYE

See you


tomorrow!



GOOD BYE



Stay Safe



Thank You



Leave the conversation



Good bye





- <https://www.spellingtraining.com/games/sharks.html?<mmmyvl&vpcvdqthyq&rymzdbhlyq&lraqbo&umtsy&kylhtdp&uzqyuzarlyq&wtjayqbev&rzar40qzvy>

*let's
go!*