




KG 2



Let's sing a song

One, Two,
I love my red shoe.

Three, Four,
Don't keep at the door.

Five, Six,
Let's play some tricks.

Seven, Eight,
I hold them tight.

Nine, Ten
Bring the shoe again.

1

2

3

4

5

6

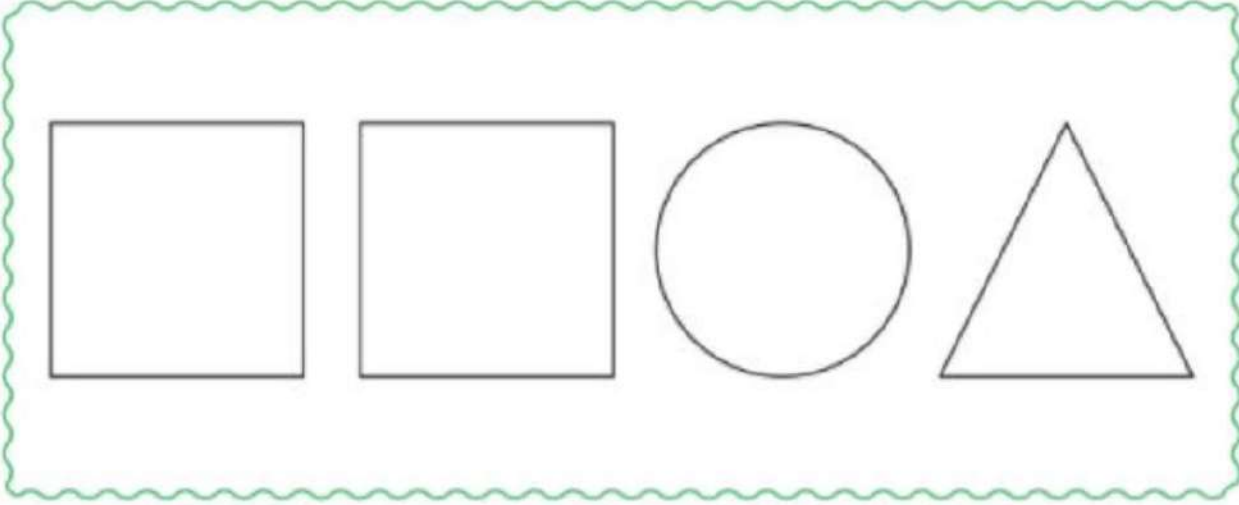
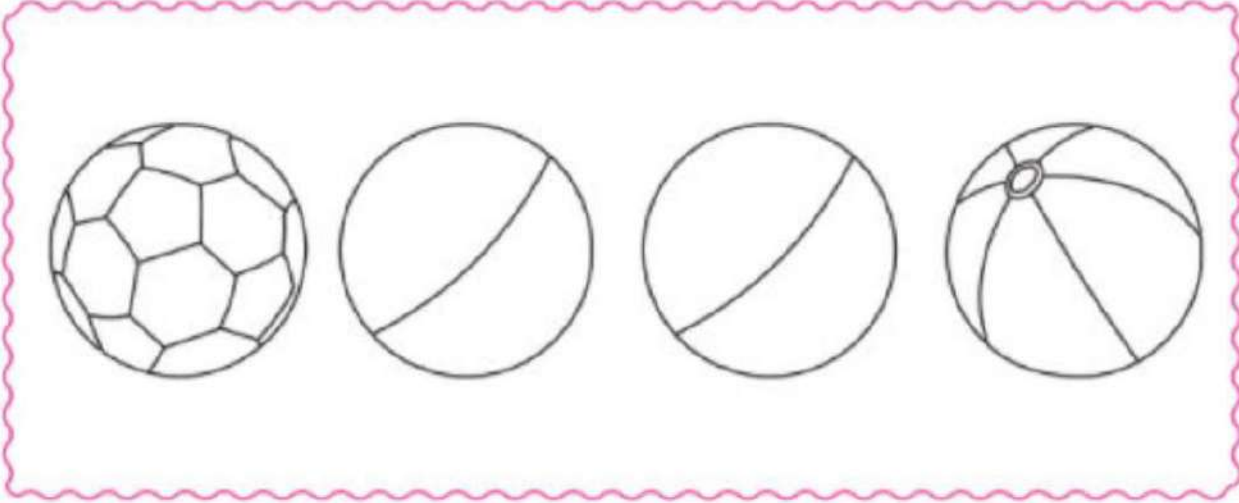
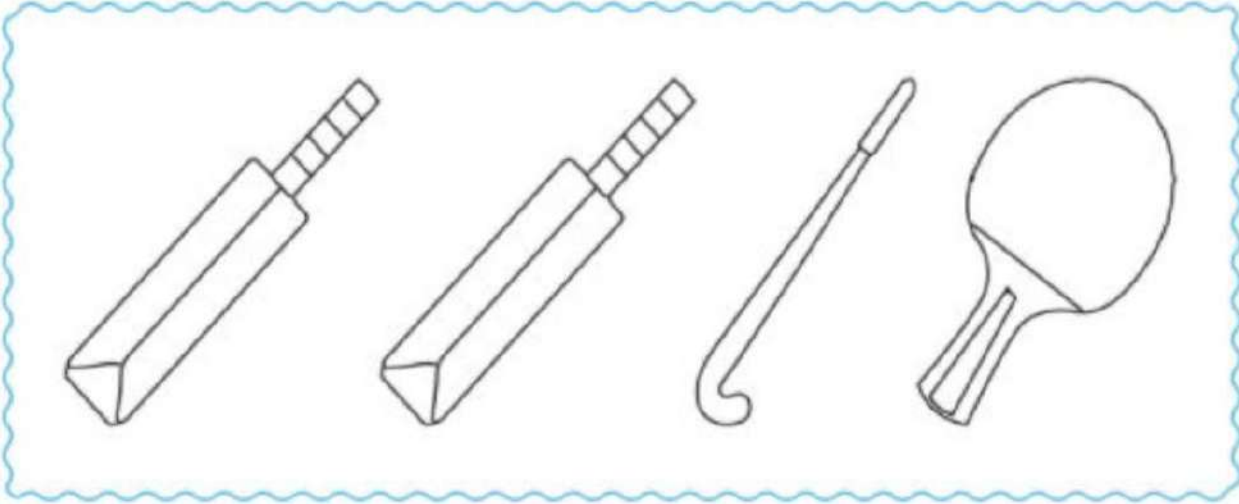
7

10

9

8

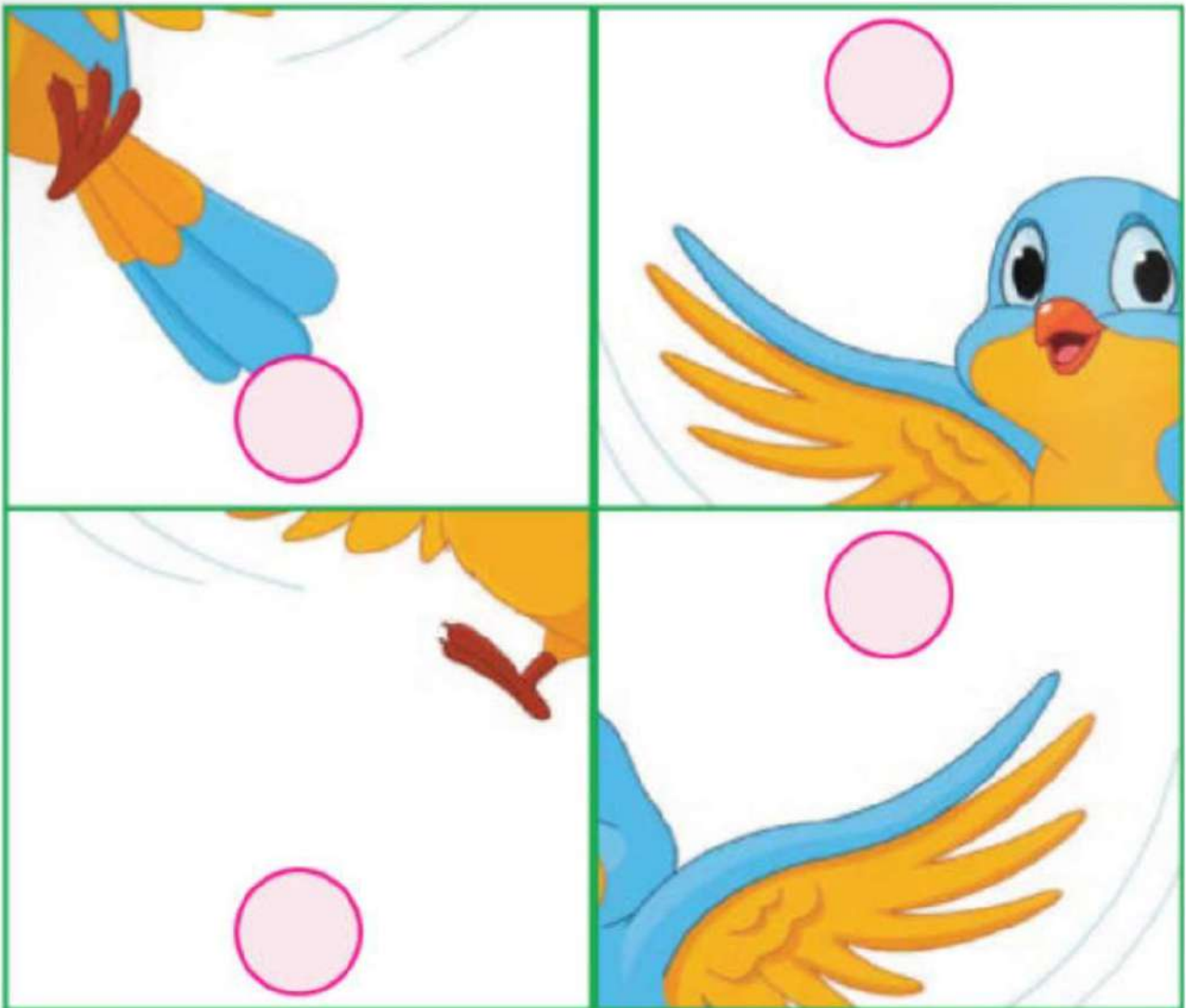
► Spot the two similar pictures and Colour them.



Date Homework Classwork

▶ Fun Puzzle

Number the pieces in the correct order to complete the picture of a bird.



Date

Homework

Classwork

1
2
3



My Family



**How many people are there in
your family?**

Does the car has 4 legs?

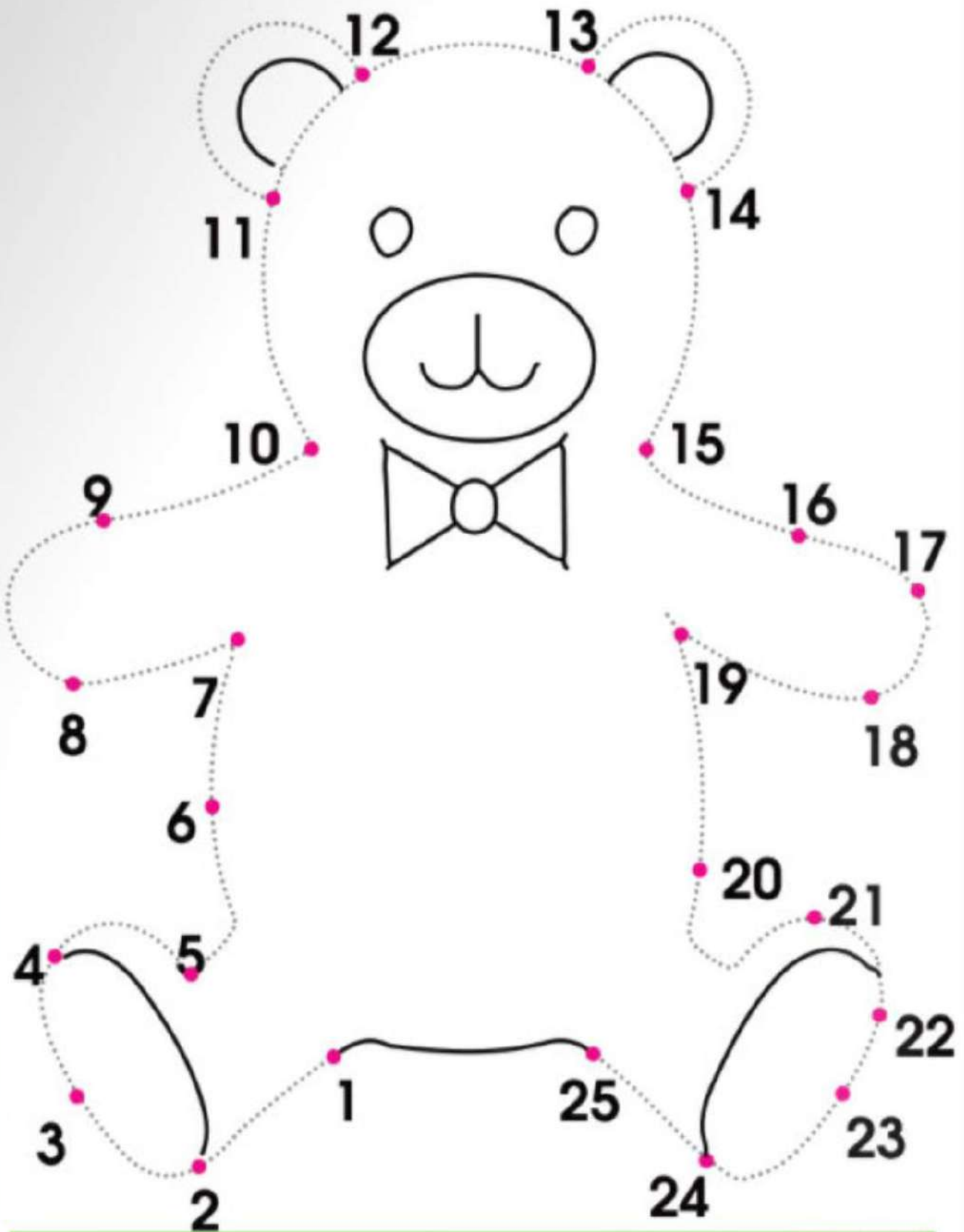
Can you listen with your eyes?

Date

Homework

Classwork

► Join the dots from 1 - 25. Colour the picture brightly.

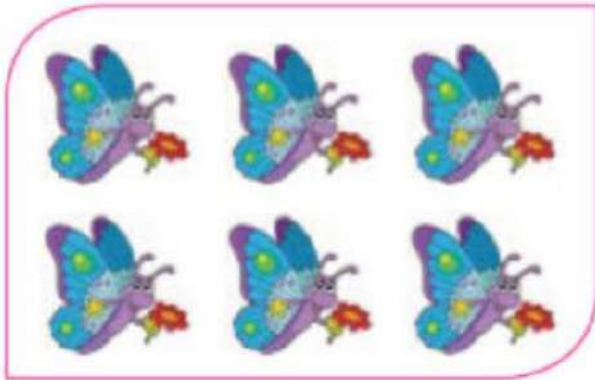


Date

Homework

Classwork


▶ Look at the pictures. Count and circle the correct number of butterflies. One has been done for you.



5 6 7



6 7 8



8 9 10



5 4 3



2 4 3



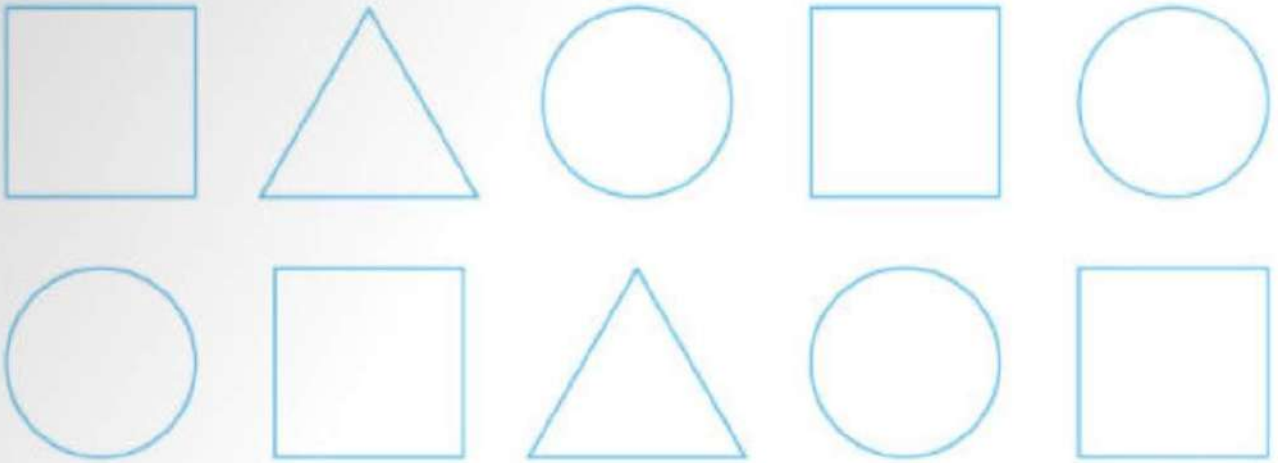
4 5 6

Date

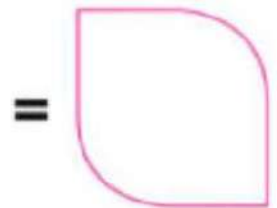

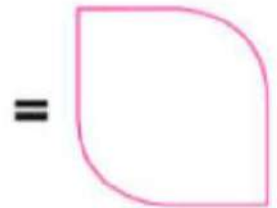
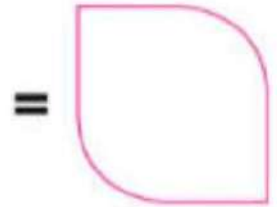
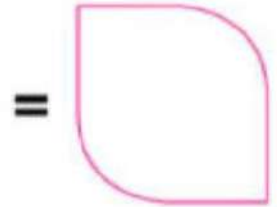
Homework

Classwork

▶ Count and write the numbers of squares and colour them.



▶ Count the items and write in the box.



Date

Homework

Classwork



Numbers



► Let's sing a song.



1 and 9 running in a line



2 and 8 open the gate



3 and 6 let us fix




4 and 7 don't do again



5 and 6 go for a drive



Write the missing numbers inside the apples.



Date

Homework

Classwork

1
2
3



Measurement



► How tall am I?



► How long are my objects?



Date Homework Classwork

Level 2
Level 2
Level 2
Level 2
Level 2
Level 2
Level 2
Level 2

▶ Tick (✓) the smaller in each set.



Date

Homework

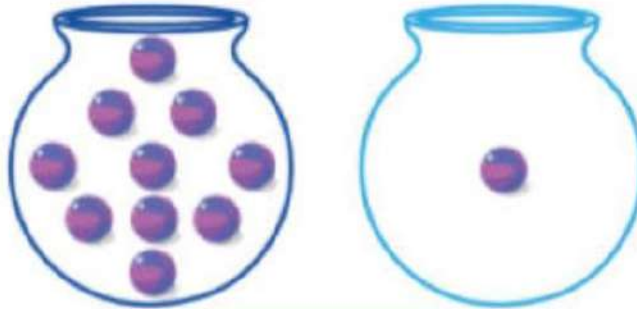
Classwork



Numbers from 10 to 50



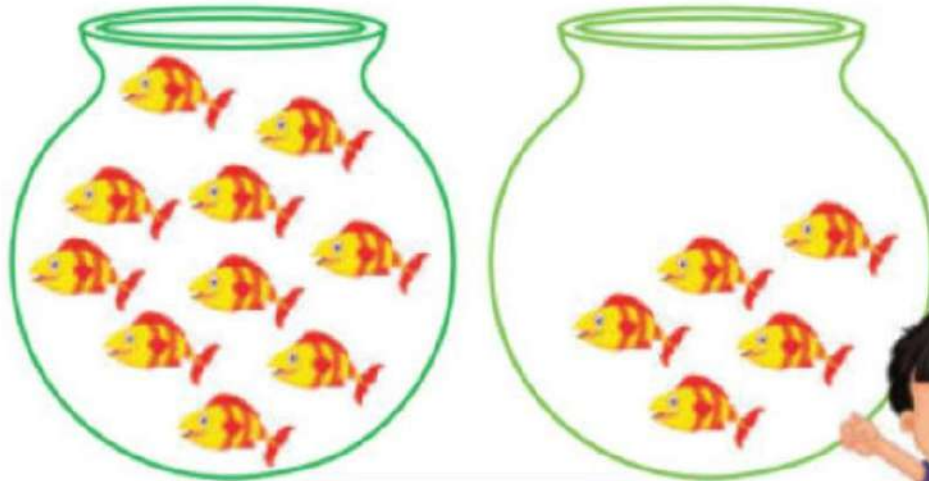
► How many are there?



1 Ten and 1 ones



$$10 + 1 = 11$$



1 Ten and 5 ones



$$10 + 5 = 15$$



Date

Homework

Classwork

Level 1
Level 2
Level 2
Level 2
Level 2
Level 2
Level 2
Level 2
Level 2
Level 2



2 Tens and 9 ones



$$20 + 9 = 29$$



4 Tens and 5 ones



$$40 + 5 = 45$$




Date


Homework

Classwork


Write the numbers according to rods.



3 Tens **2** ones
32



Tens ones



Tens ones

Write the numbers in the boxes.

5 tens and 3 ones \Rightarrow **50** + **3** = **53**

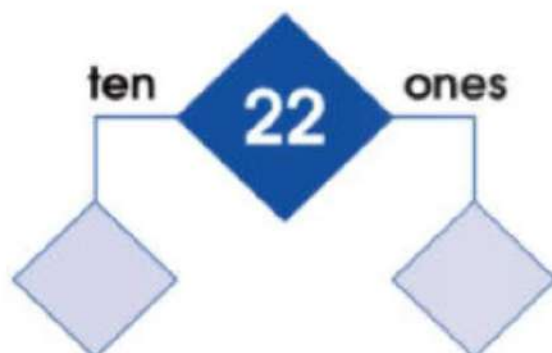
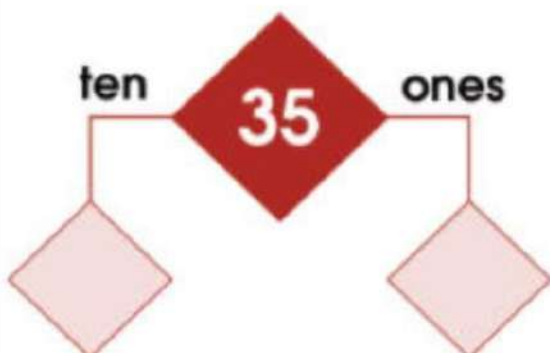
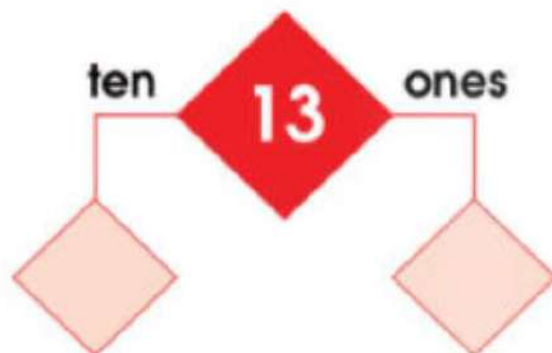
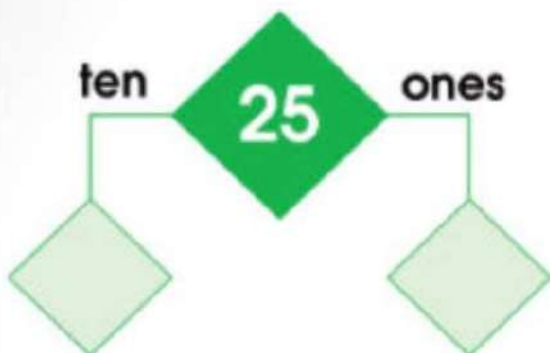
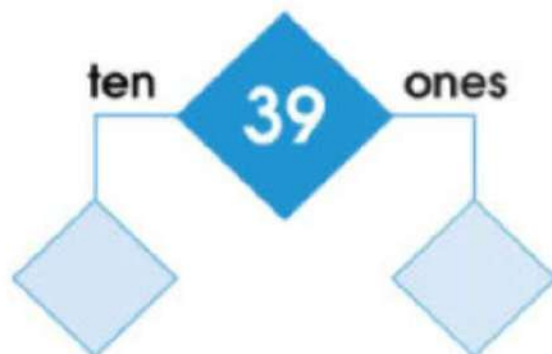
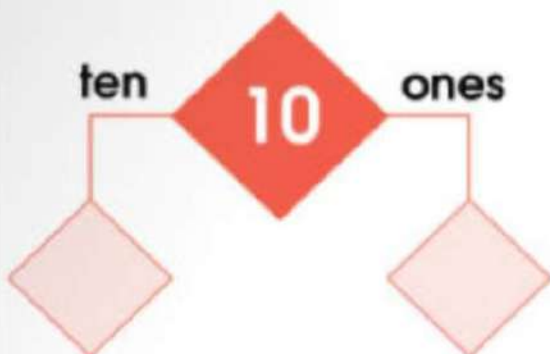
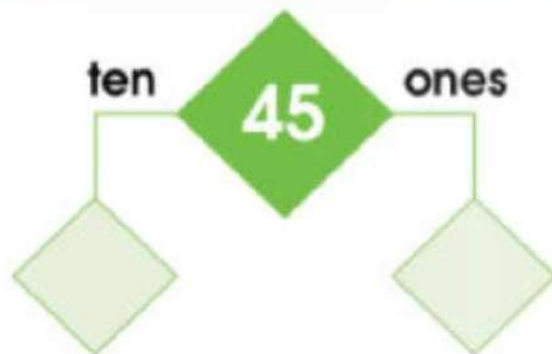
4 tens and 9 ones \Rightarrow + =

3 tens and 1 ones \Rightarrow + =

2 tens and 4 ones \Rightarrow + =

Date Homework Classwork

Write the numbers in correct places.



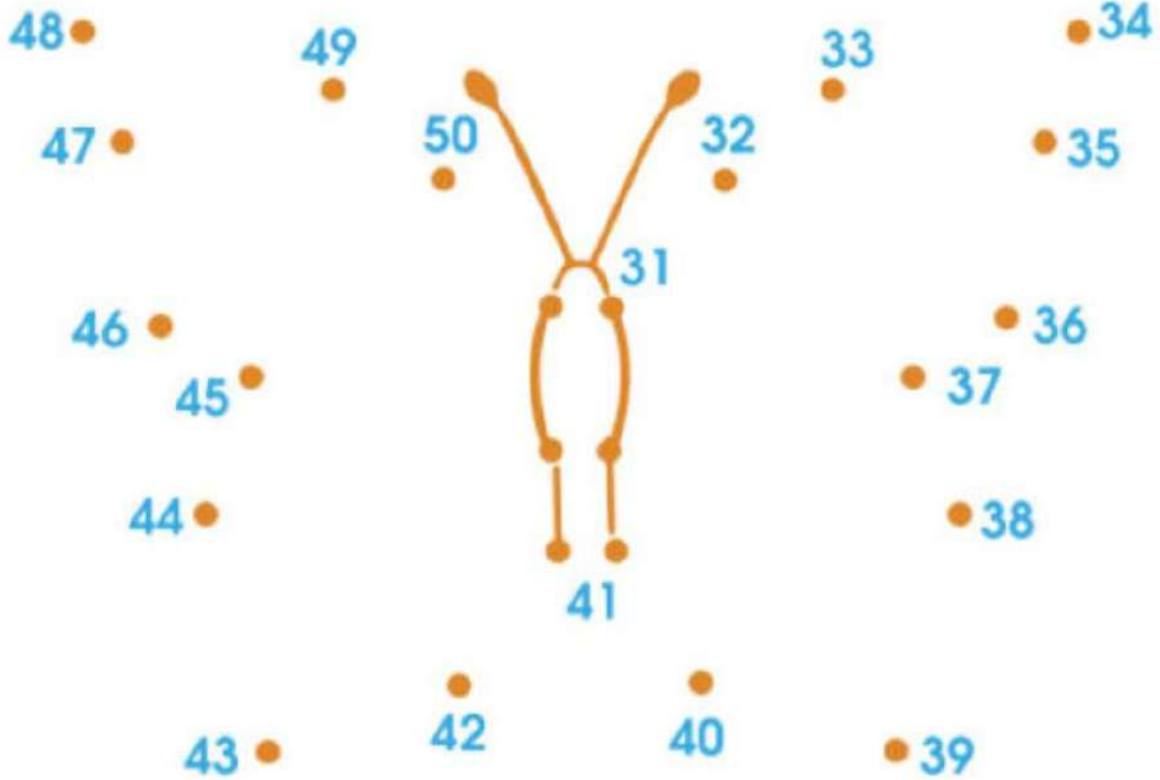
Note for teacher : Please teach the students by using blocks or materials like this from number 31 - 50.

Date



Homework

Classwork

Join the dots 31 to 50.



Circle the smaller number in each jar.

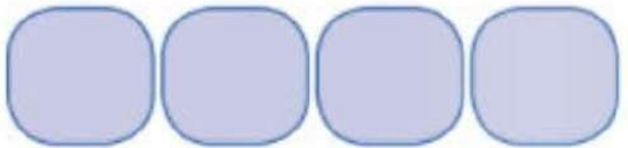


Date Homework Classwork


Level 2 Level 2 Level 2 Level 2 Level 2 Level 2 Level 2 Level 2 Level 2 Level 2

Sort the groups of numbers below from smallest to largest.

40, 30, 50, 20



46, 37, 49, 25



32, 42, 22, 12



45, 35, 25, 47


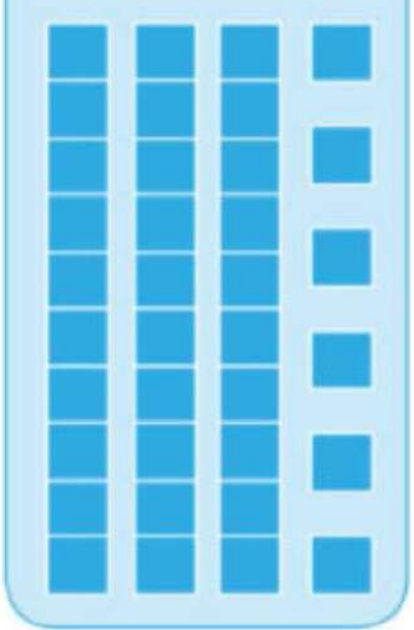
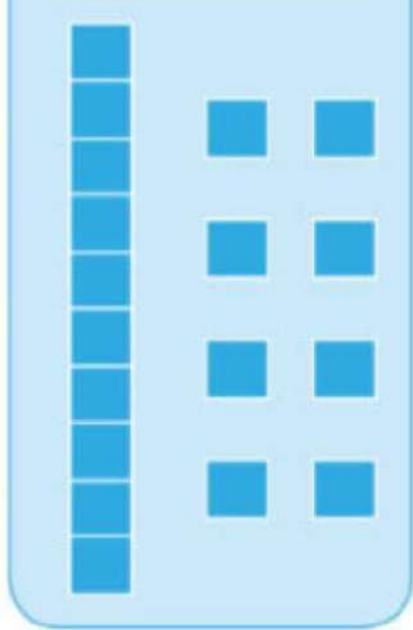


Look at the value, circle the two digit number.

18 14
24 10

24 34
28 36

40 50
30 20



Date Homework Classwork



Number names



1 One

2 Two

3 Three

4 Four

5 Five

6 Six

7 Seven

8 Eight

9 Nine

10 Ten

11 Eleven

12 Twelve

13 Thirteen

14 Fourteen

15 Fifteen

16 Sixteen

17 Seventeen

18 Eighteen

19 Nineteen

20 Twenty

Date

Homework

Classwork

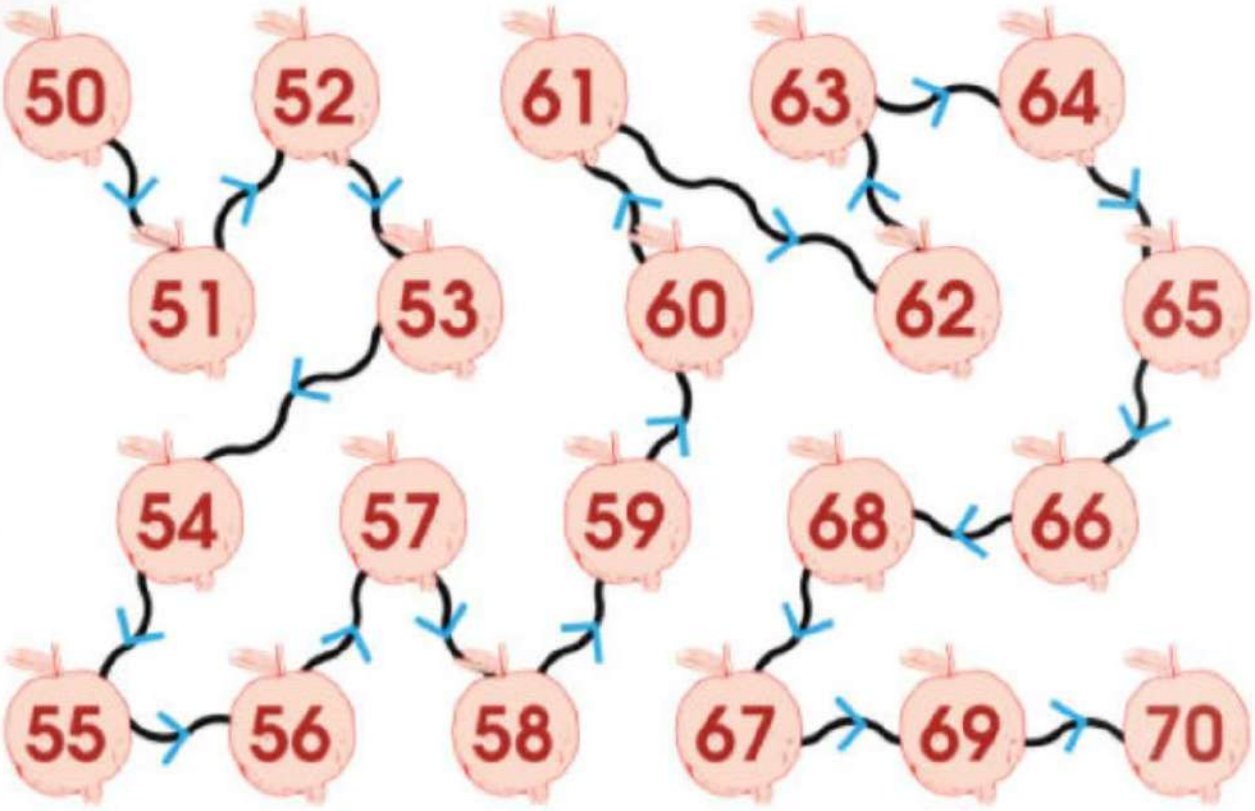
Level 2 Level 2 Level 2 Level 2 Level 2 Level 2 Level 2 Level 2 Level 2 Level 2

Match the following numbers with number words.

- 20
- 15
- 17
- 12
- 19

- Fifteen
- Twenty
- Twelve
- Seventeen
- Nineteen

Read the numbers in sequence.



Date Homework Classwork



Number recognition



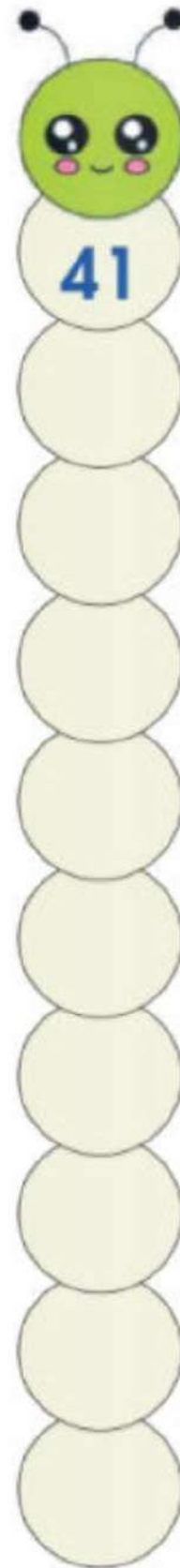
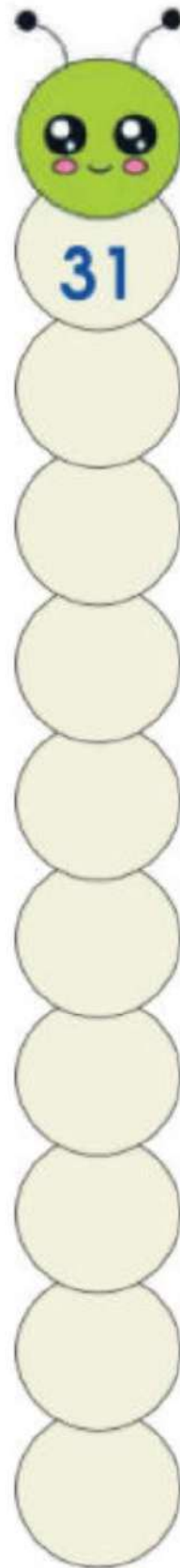
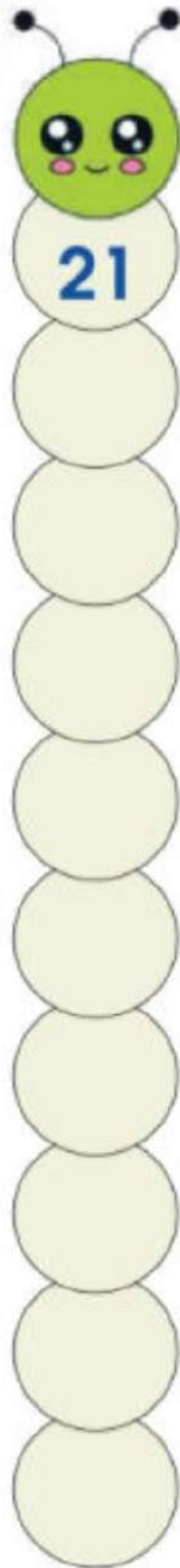
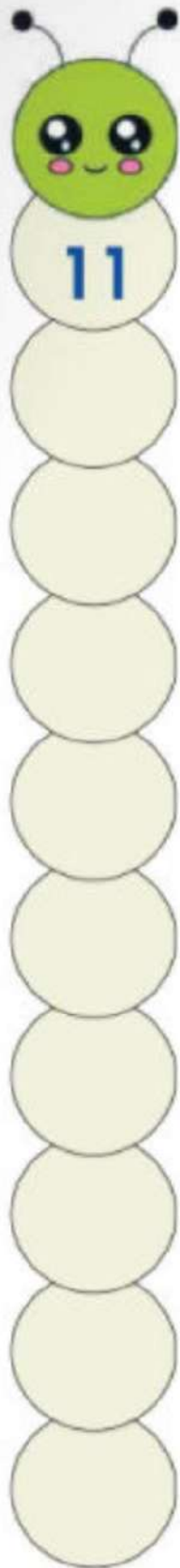
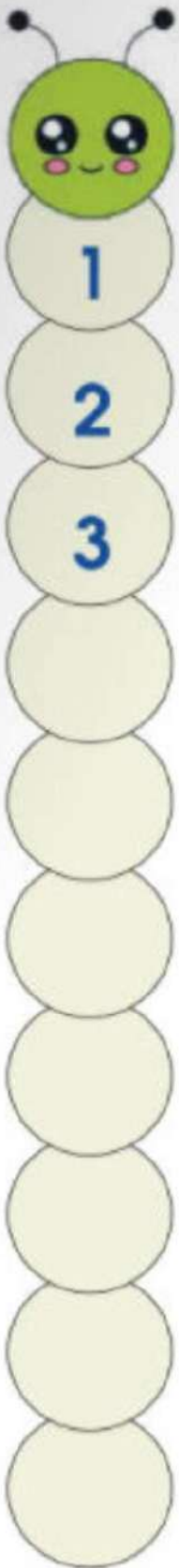
Level 2
Level 2
Level 2
Level 2
Level 2
Level 2
Level 2
Level 2

Find numbers from 30 to 70 from the blocks and color them.

B	30	B	42	A	37
49	O	32	64	D	47
50	38	D	31	E	41
F	39	32	G	53	33
66	H	40	35	J	43
K	58	56	44	61	L
68	67	M	60	46	62

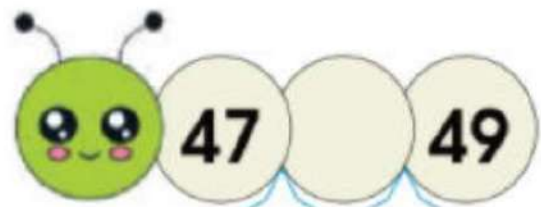
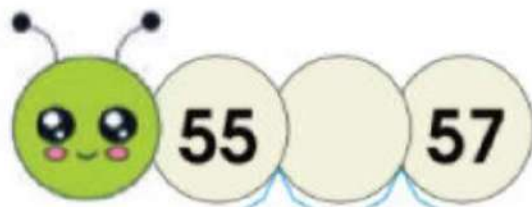
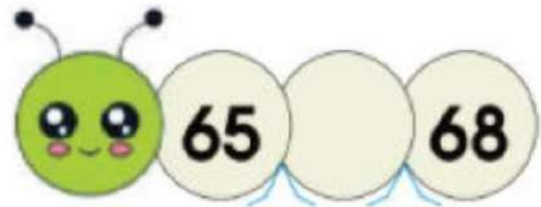
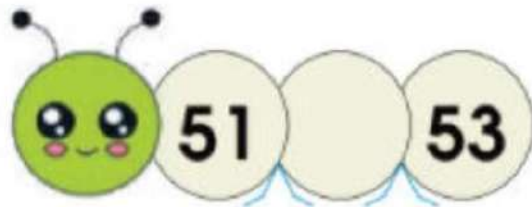
Date Homework Classwork

Count and write the numbers.



Date Homework Classwork

What comes between. One has been done for you.



Which number is the biggest? Circle the biggest one. One has been done for you.





















Date



















Homework

Classwork

What comes after? One has been done for you.

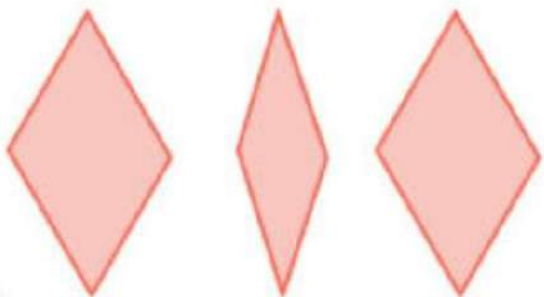
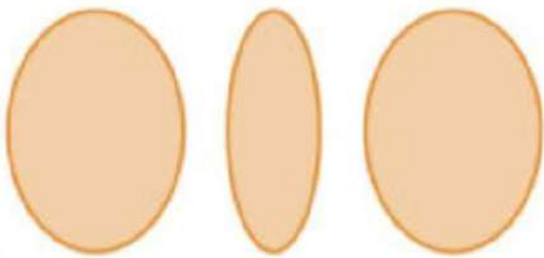

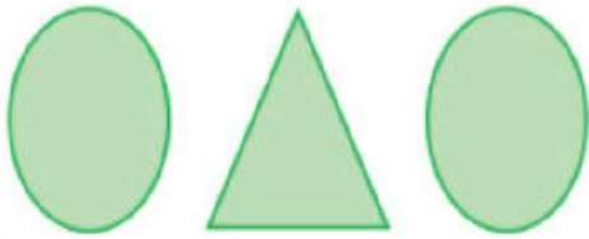
					
					
					

What comes before? One has been done for you.

Date Homework Classwork

▶ What comes after?



Date

Homework

Classwork

Level 2
Level 2
Level 2
Level 2
Level 2
Level 2
Level 2
Level 2


► Find the even numbers and write (e).

1 2 3 4 5 6 7 8 9 10

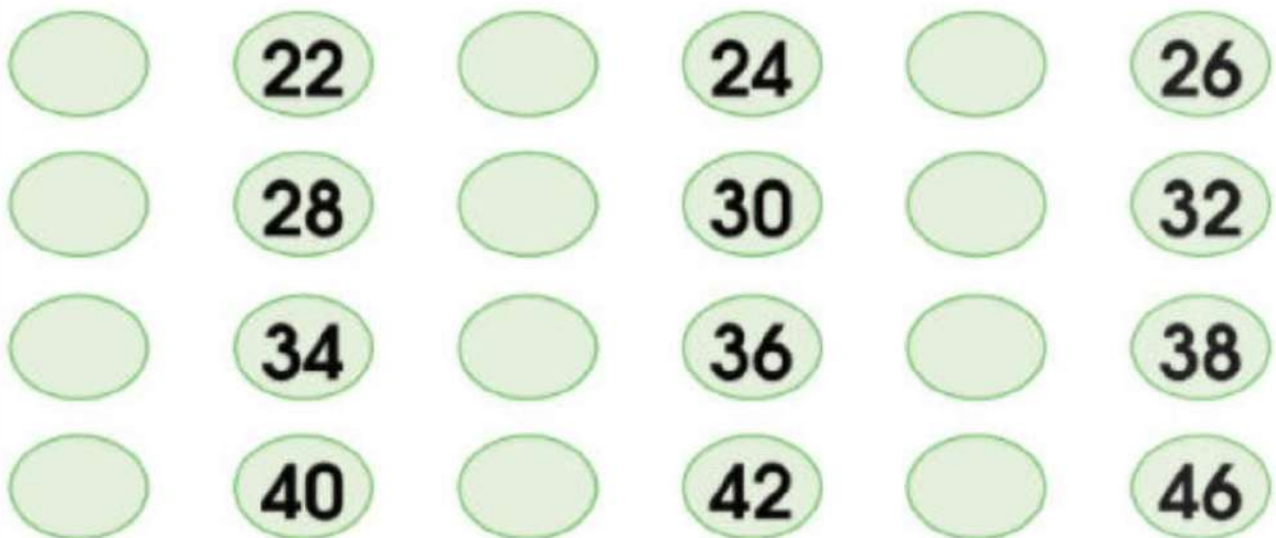
11 12 13 14 15 16 17 18 19 20

Date Homework Classwork

► Colour the oranges with even numbers.



► Skip counting.



Date

Homework

Classwork










Odd Recognition

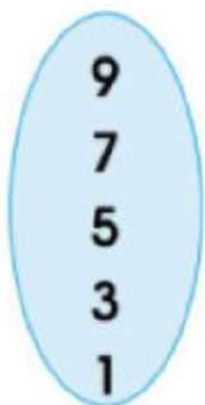
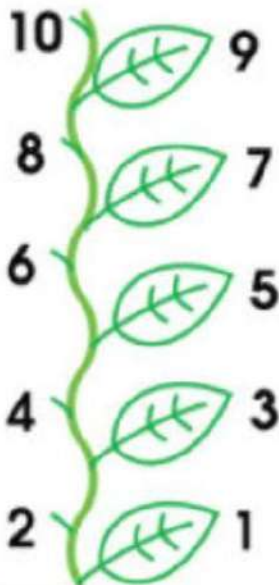


Level 2
Level 2
Level 2
Level 2
Level 2
Level 2
Level 2
Level 2

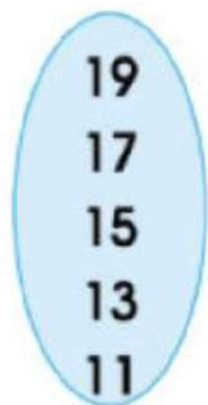
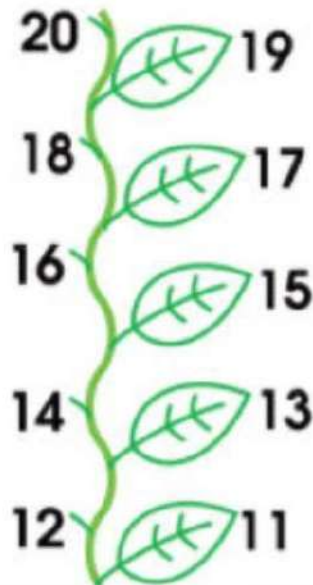
► Colour the odd pictures.



► Learn odd numbers from the leaves.



Odd numbers



Odd numbers

Date

Homework

Classwork

Skip counting.

21		23		25	
27		29		31	
33		35		37	
39		41		43	
45		47		49	

Circle the odd number and colour.

5	7	10	13	15
1	5	3	6	8
7	9	29	27	38

Date

Homework

Classwork

► Write odd numbers from 11 - 29 skipping one. One has been done for you.

11				

► Write even numbers from 10 - 30 skipping one. One has been done for you.

10				

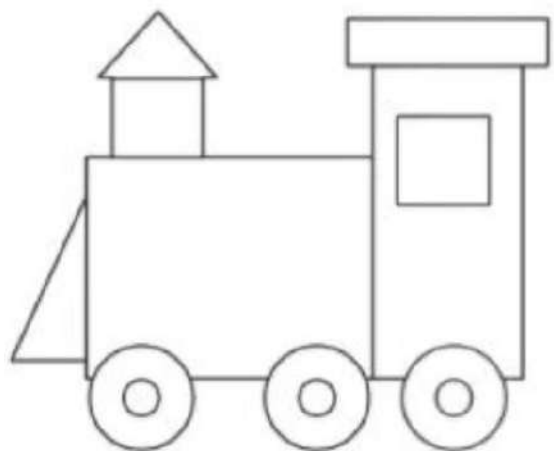


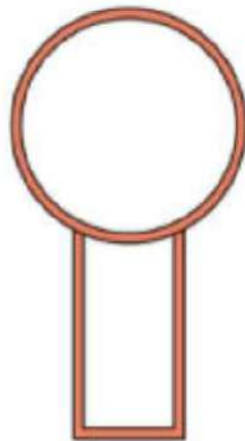


Date Homework Classwork



Shapes



► Colour the given shapes.

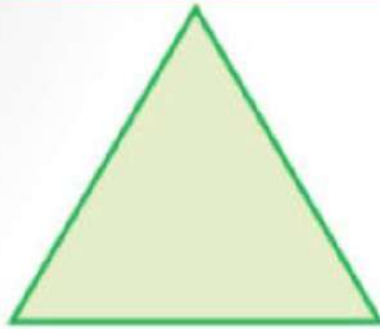


Date

Homework

Classwork

Triangles




Triangles have three corners.



Rectangle



Rectangles have four corners.



Date


Homework

Classwork

Square



Squares have four equal sides.



► Match the shapes.

Triangle

Circle

Square

Rectangle

Oval




Date

Homework

Classwork

▶ Match the following shapes with related pictures.

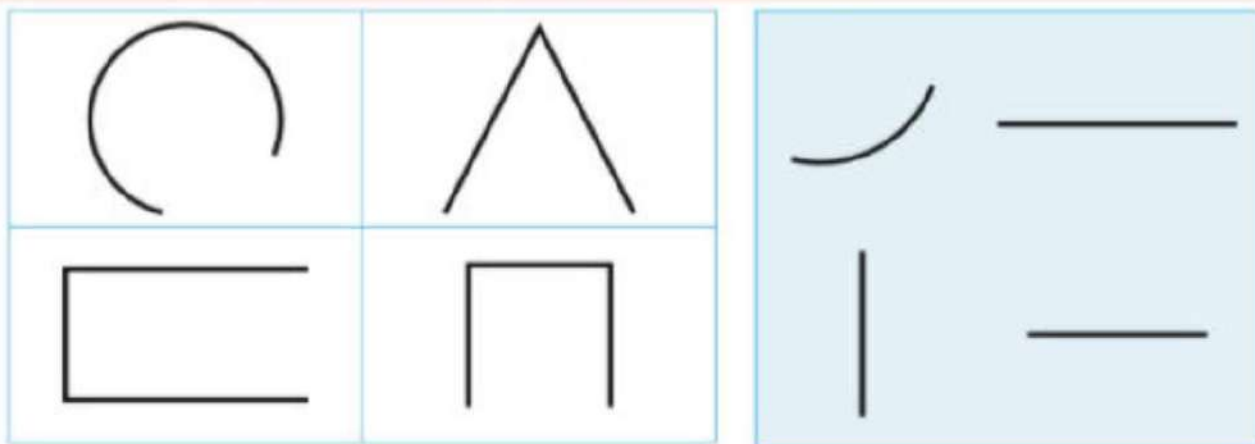


Date

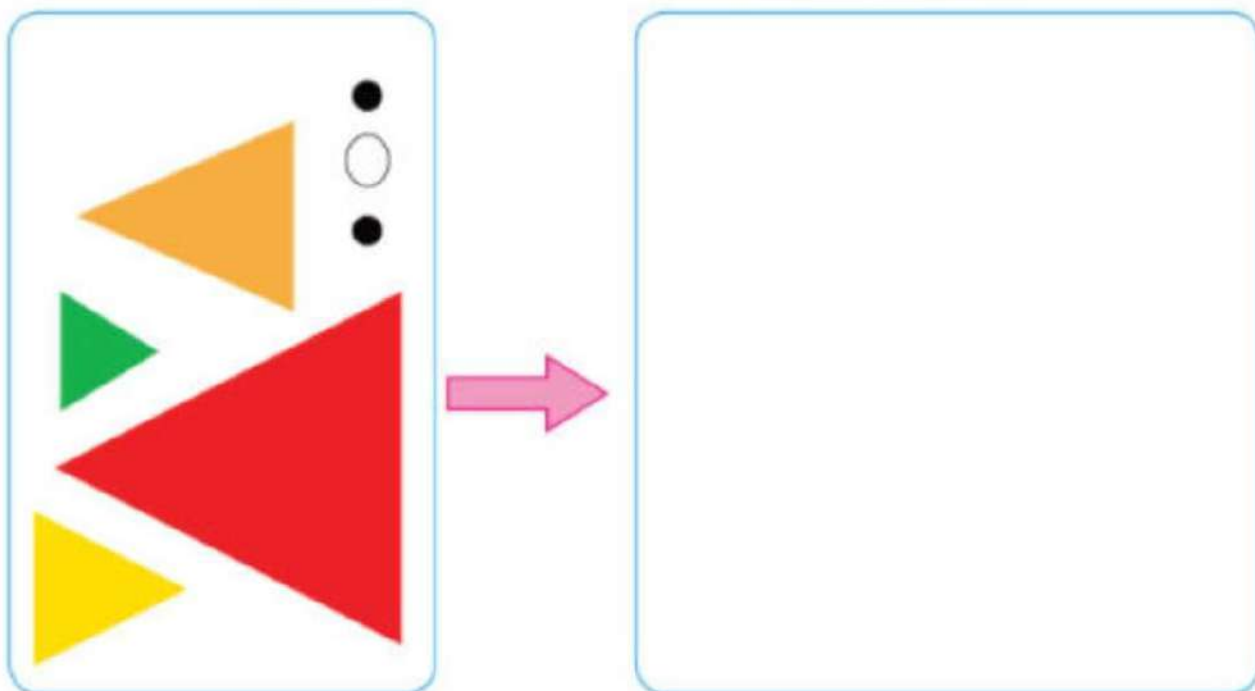
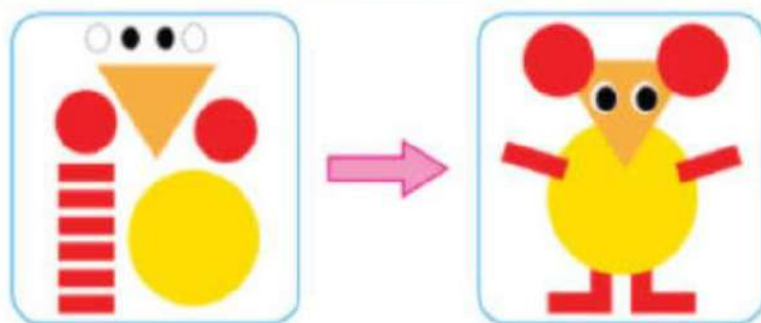
Homework

Classwork

▶ Cut the parts given at the right side and paste it to the correct shapes to complete each shape.




▶ Cut and paste the correct shapes to complete the given shapes.




Date Homework Classwork

Write the name of shapes and also write their examples.




Name : Triangle

Example : Roti



Name :

Example :



Name :

Example :



Name :

Example :

Date

Homework

Classwork

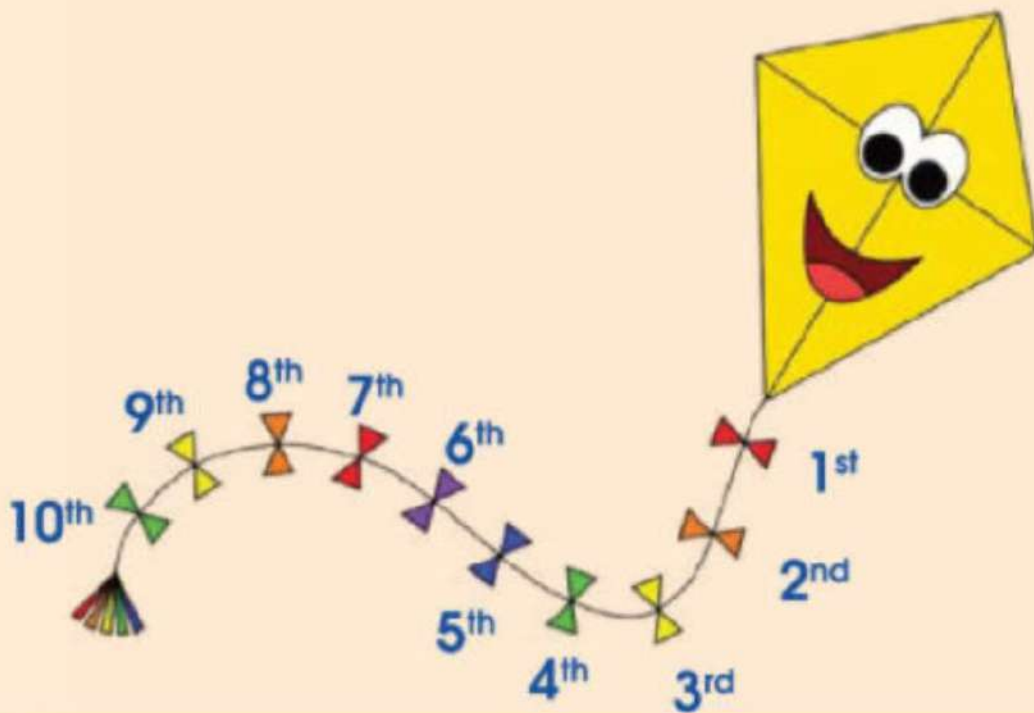
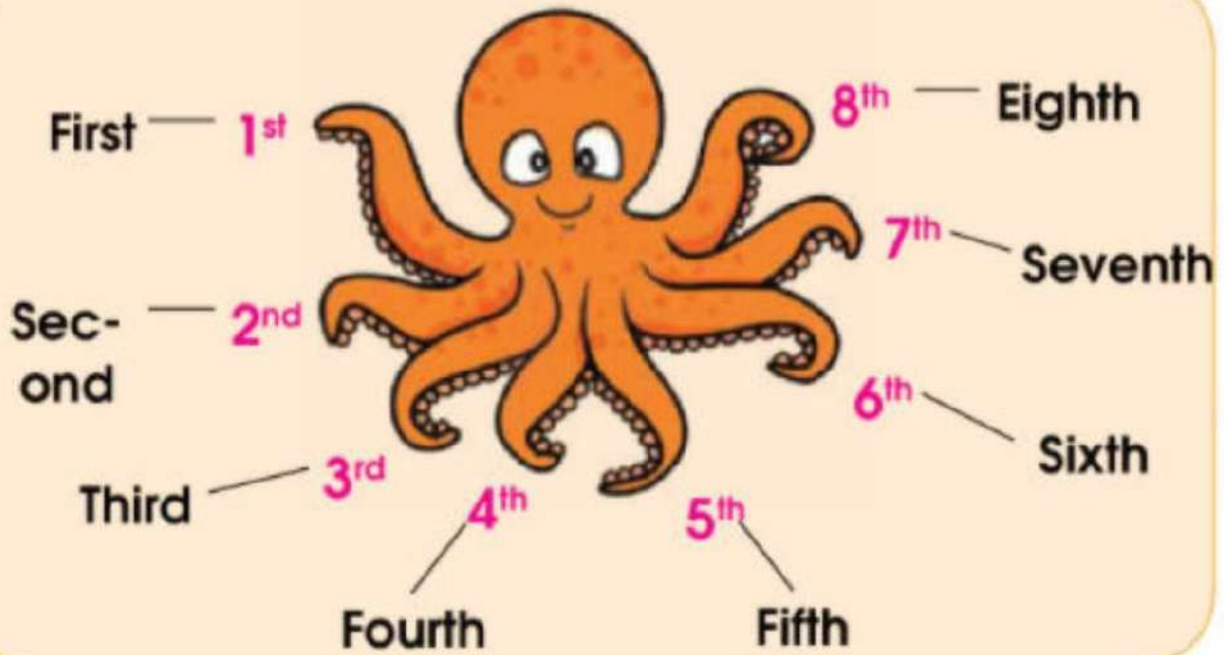


Ordinal Numbers



Level 2
Level 2
Level 2
Level 2
Level 2
Level 2
Level 2
Level 2
Level 2
Level 2

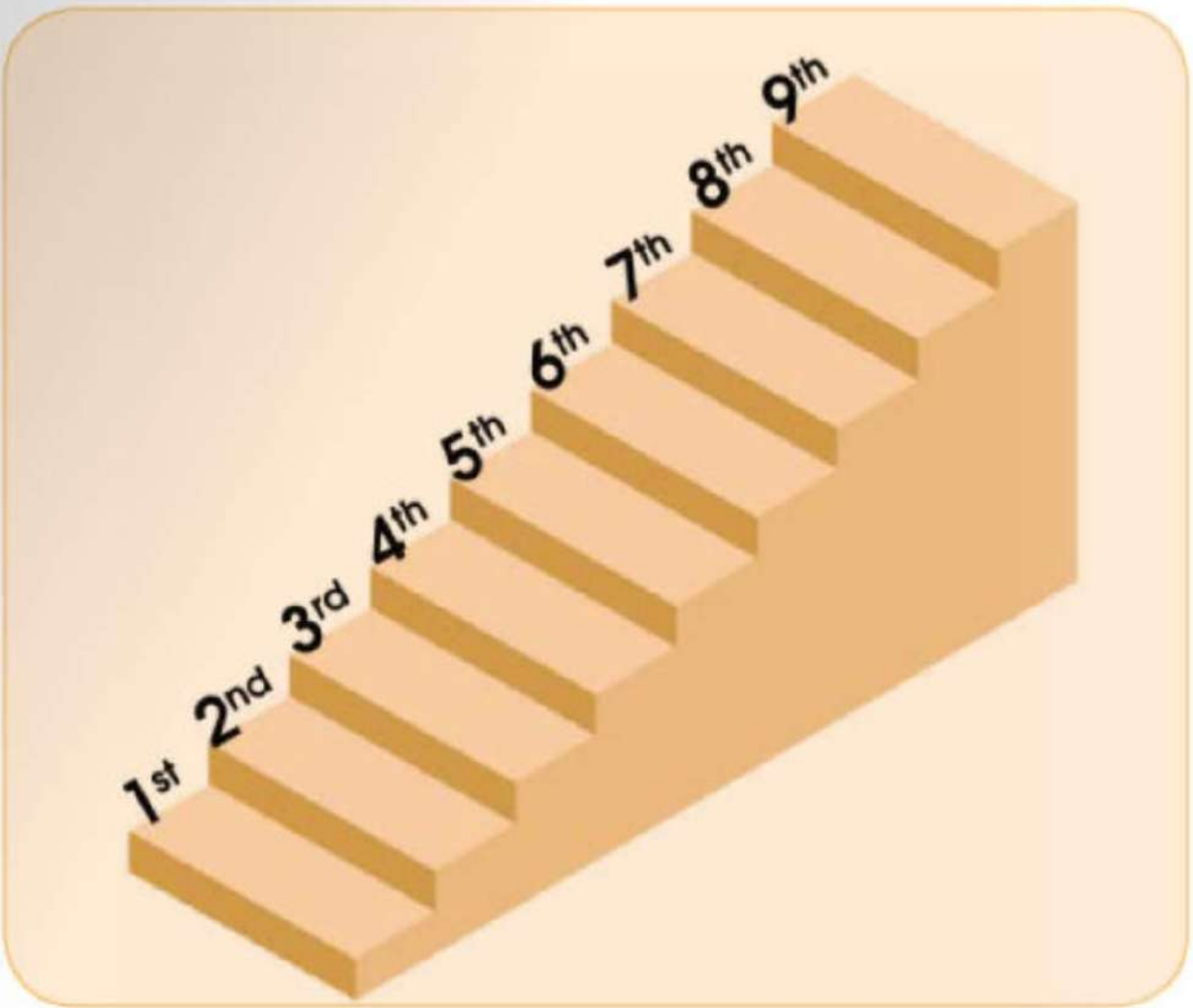
Ordinal octopus.



Date

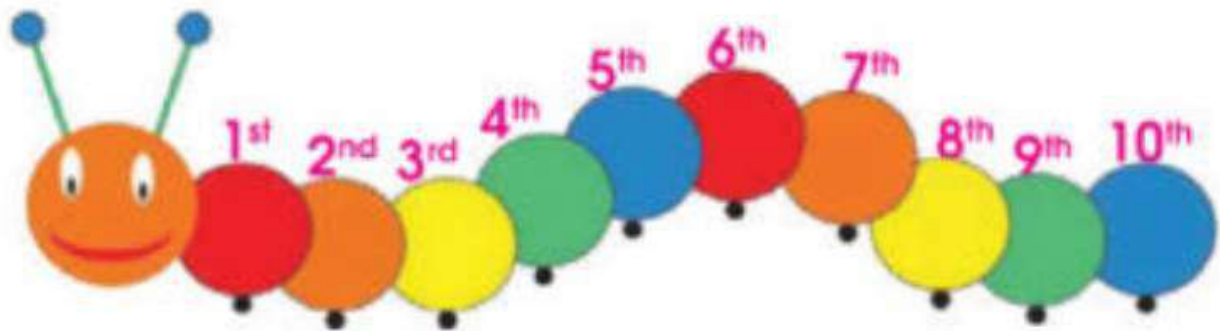
Homework

Classwork



Date Homework Classwork

▶ The hungry caterpillar ate more.



Look at this picture and ask questions.

▶ Colouring zone.



Colour the 1st chick.



Colour the 2nd rabbit.



Colour the 4th mouse.

Date

Homework

Classwork

Jenisa



Simon



Priyanka



Nabin



▶ Discuss with children who is the first, second and third?




Cardinal numbers	Ordinal numbers
1	First
2	Second
3	Third
4	Fourth
5	Fifth
6	Sixth
7	Seventh
8	Eighth
9	Ninth
10	Tenth

Date

Homework


Classwork

▶ Look at the animals in the row. Write their positions with ordinal number and read the sentences below.



The  is in the place.

The  is in the place.

The  is in the place.

The  is in the place.

The  is in the place.

Date

Homework

Classwork

▶ Draw a line between the bird's position and ordinal numbers.



second



fourth



first



fifth



third

Date

Homework

Classwork



▶ Let's sing a song.

What do I do everyday?

Sunday is the first day of the week.
I play with my ball.



Monday is the second day of the week.
I play with my toy.



Tuesday is the third day of the week.
I play with my kitten.



Wednesday is the fourth day of the week.
I play with my puppy.

Thursday is the fifth day of the week.
I play with my chicken.



Friday is the sixth day of the week.
I play with my friends.



Saturday is the seventh day of the week.
I stay at home and clean all my clothes.

Date

Homework



Classwork



Less than



▶ 40 is less than 50.



$$40 < 50$$

▶ Put the sign less than <.

25	<	35
28		34
50		55

17		24
27		31
77		67

Date

Homework


Classwork



Greater than



► 50 is greater than 40.



$$50 > 40$$

► Put the sign greater than >.

15	>	10
25	○	23
40	○	37
40	○	49

40	○	35
21	○	19
50	○	47
50	○	40

Date

Homework

Classwork



Equals to



► 50 and 50 equals.



=



=



► Put the sign equals to =.

10 = 10

20 ○ 20

15 ○ 15

17 ○ 17

11 ○ 11

45 ○ 45

Date

Homework

Classwork

Put the correct sign > < = .

7 ○ 1

4 ○ 2

4 ○ 3

7 ○ 7

4 ○ 4

18 ○ 18

6 ○ 1

42 ○ 12

24 ○ 13

17 ○ 77

14 ○ 34

8 ○ 18

47 ○ 11

2 ○ 10

44 ○ 13

7 ○ 27

14 ○ 24

18 ○ 28

Date Homework Classwork

Rhymes

5



Zero five ten
Zero five ten
Zero five ten
Zero five ten



Clap your hands and
Count again.

Zero five ten
Zero five ten
Zero five ten
Zero five ten



Clap your hands
And count again.



5



Ascending and Descending order



Level 1
Level 2
Level 3
Level 4
Level 5
Level 6
Level 7
Level 8
Level 9
Level 10

▶ Let's play a game.

100 ★	99	98						92	91
81	82	83	84	85	86	87	88	89	90
80	79	78	77	76	75	74	73	72	71
61	62	63	64	65	66	67	68	69	70
60	59	58	57	56	55	54	53	52	51
41	42	43	44	45	46	47	48	49	50
40	39	38	37	36	35	34	33	32	31
21	22	23	24	25	26	27	28	29	30
20	19	18	17	16	15	14	13	12	11
1	2	3	4	5	6	7	8	9	10

Date


Homework

Classwork

Smaller to bigger is called ascending order.



Bigger to smaller is called descending order.



Date

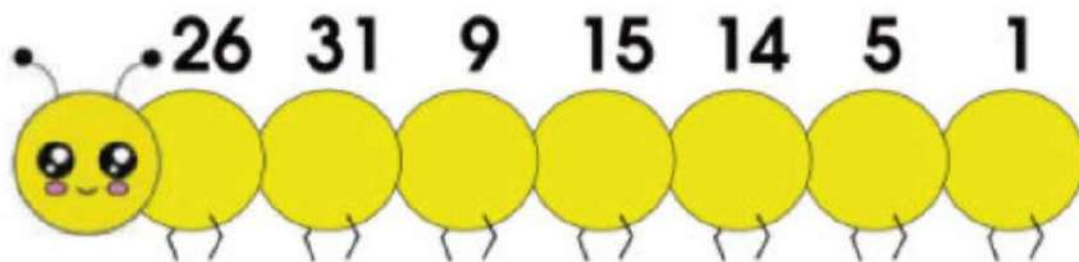
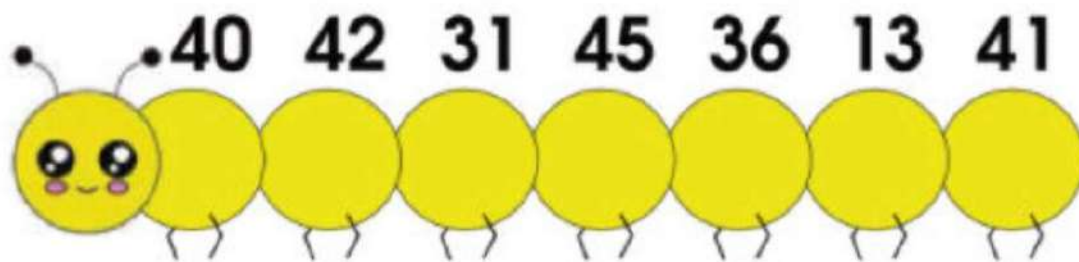
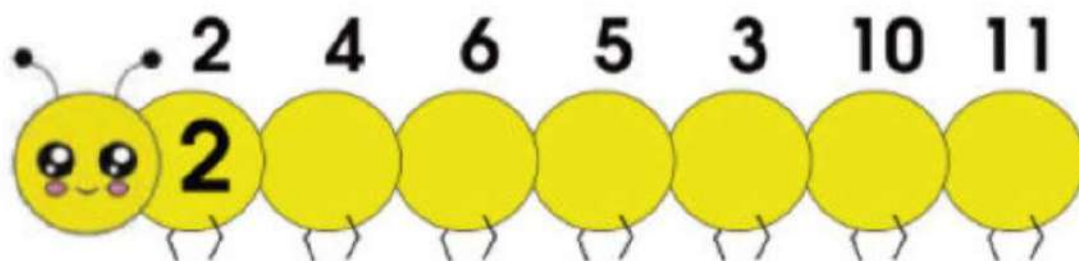
Homework

Classwork

▶ Let's see and write.



▶ Write the numbers in an ascending order.



Date Homework Classwork



Reverse number



▶ Counting back in ones upto ten.

10	9	8	7	6	5	4	3
9	8	7	6	5	4	3	2
8	7	6	5	4	3	2	1
7	6	5	4	3	2	1	0

▶ Let's see.

13
12
11
10
9
8
7



6
5
4
3
2
1
0




Date

Homework


Classwork

Write the numbers in a descending order.

8 5 6 4 3 2 1



9 7 6 4 10 2 5



Date Homework Classwork



Funny clown



► Use the colour code to colour the funny clown.



10



20



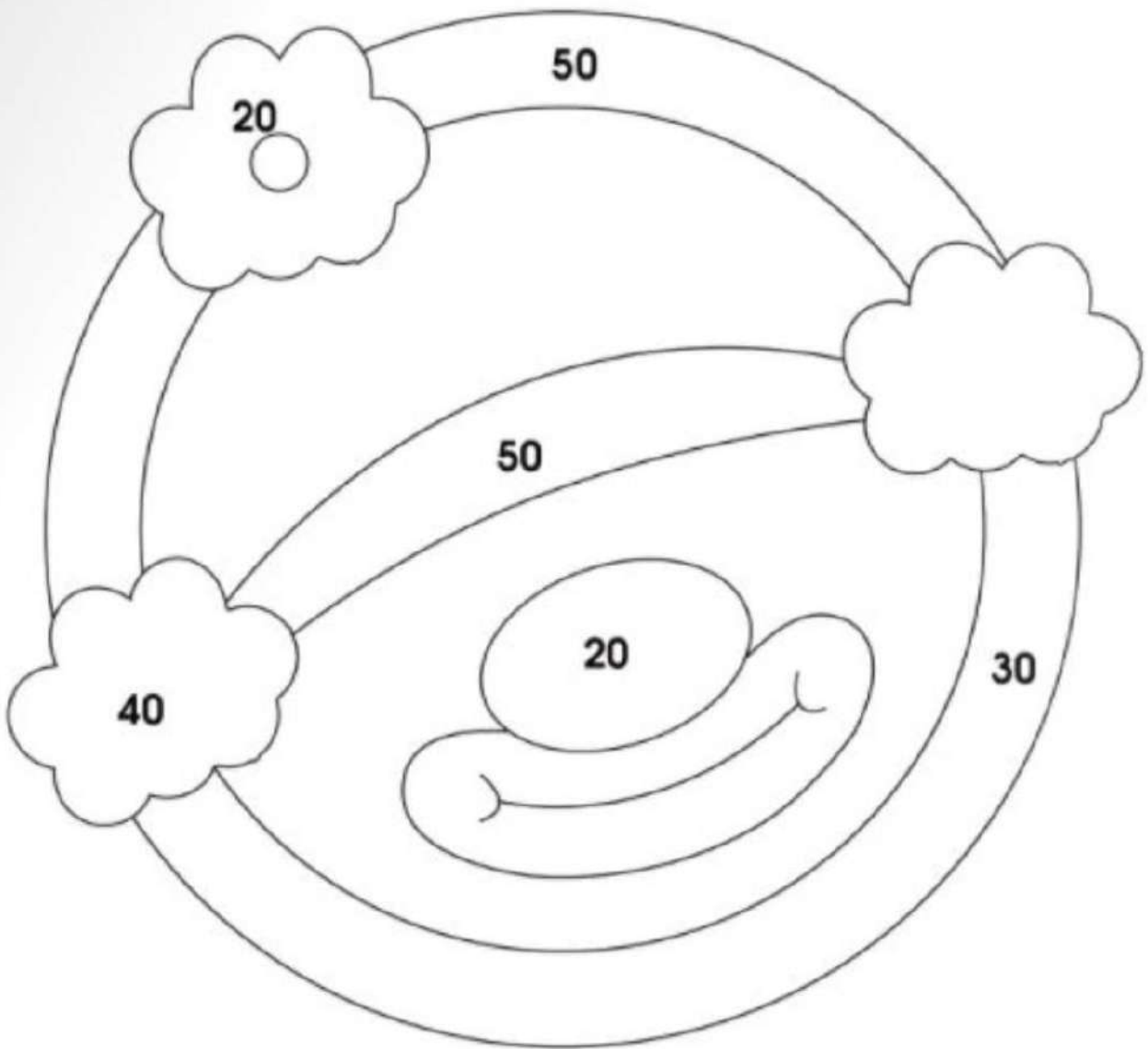
30



40



50



Date




Homework

Classwork

1 2 3



I can count.

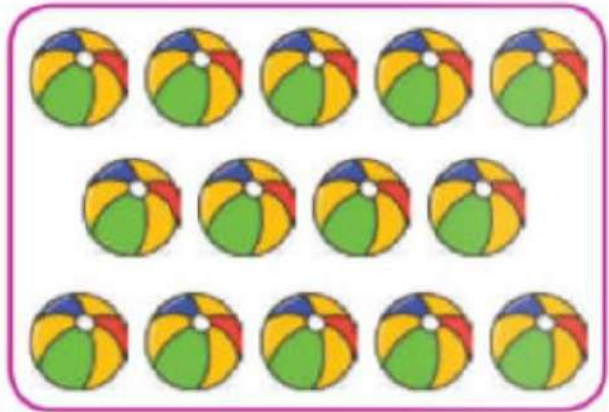





Date

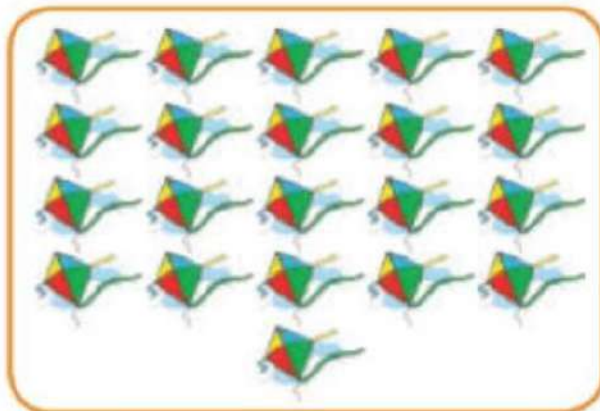

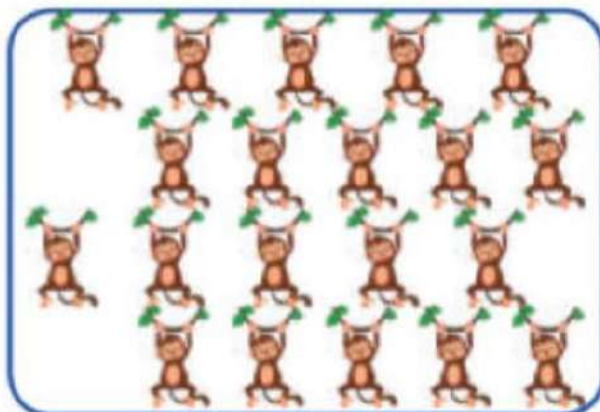


Homework

Classwork

Level 1
Level 2
Level 3
Level 1
Level 2
Level 3
Level 1
Level 2
Level 3
Level 1
Level 2
Level 3







Date Homework Classwork


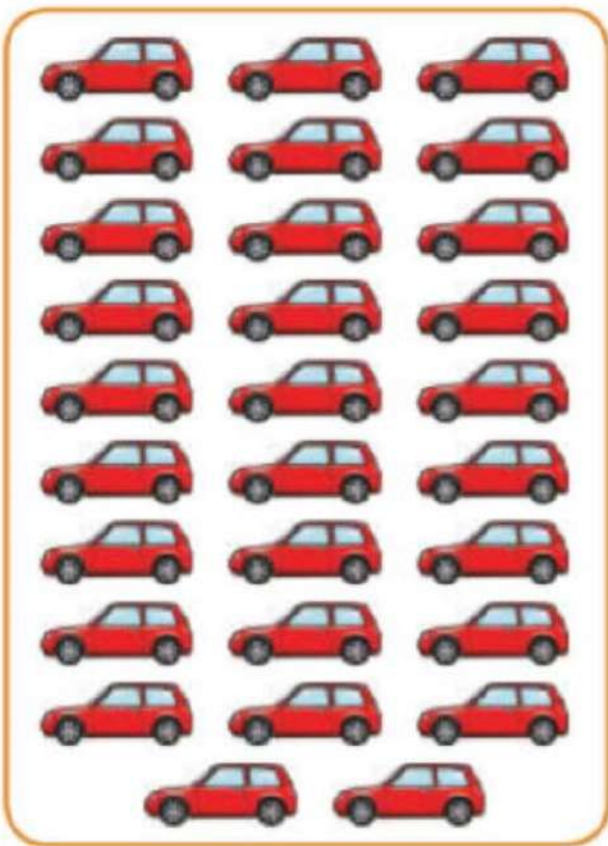




Level 2 Level 2 Level 2 Level 2 Level 2 Level 2 Level 2 Level 2 Level 2 Level 2

Date Homework Classwork



Date Homework Classwork



Level 1
Level 2
Level 2
Level 2
Level 2
Level 2
Level 2
Level 2
Level 2
Level 2
Level 2
Level 2
Level 2
Level 2
Level 2
Level 2
Level 2
Level 2
Level 2
Level 2

Date Homework Classwork



Number counting




▶ Count and Colour the correct number.




4 5 6




14 16 15




25 35 15



20 30 10



27 18 28



15 19 20

Date




Homework

Classwork

▶ Count and write. One has been done for you.

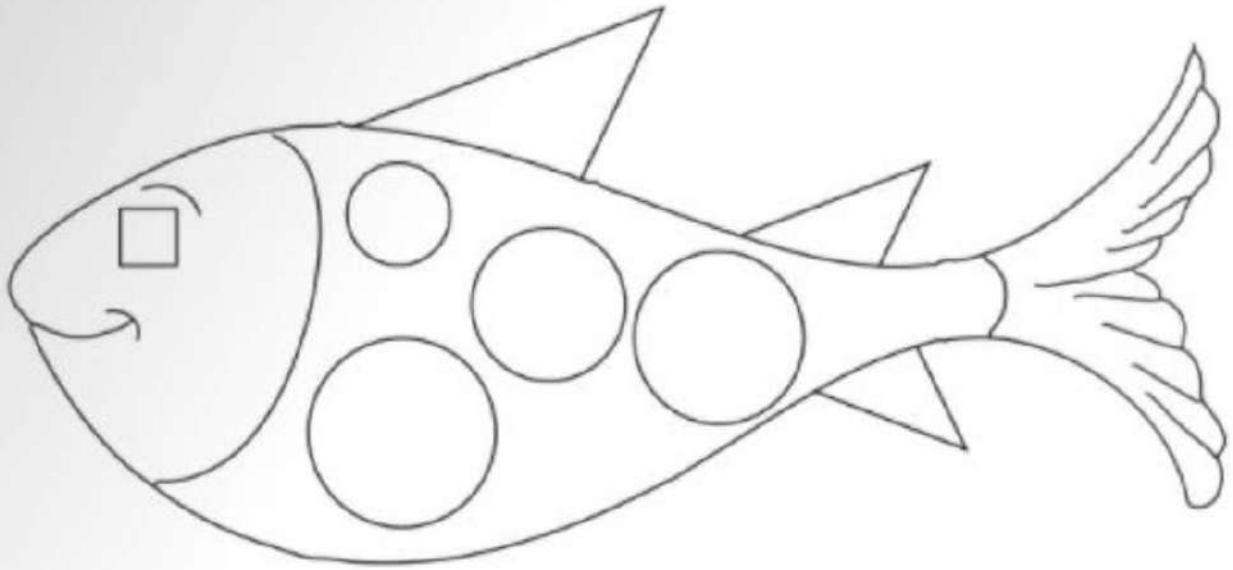


2



Date Homework Classwork

▶ Count how many shapes are here and write it down.







▶ Count by 2's and write the missing numbers inside the circles.

2			8			14
		20				
30						40
					50	

Date

Homework

Classwork



Comparison



Level 1
Level 2
Level 3
Level 4
Level 5
Level 6
Level 7
Level 8
Level 9
Level 10


► Let's see, discuss and say.



Big



Small



Long



Short



Tall



Short


Date

Homework

Classwork



Thick



Thin



Heavy



Light



More



Less

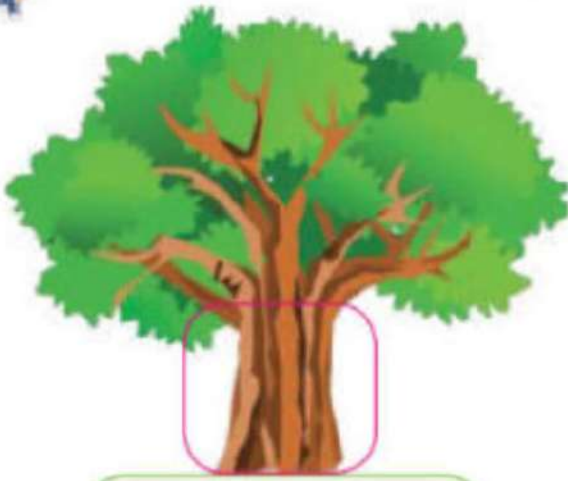
Date

Homework


Classwork



Thick and Thin





Thick



Thin

▶ Decode the pictures and find thicker and thinner.







Date

Homework

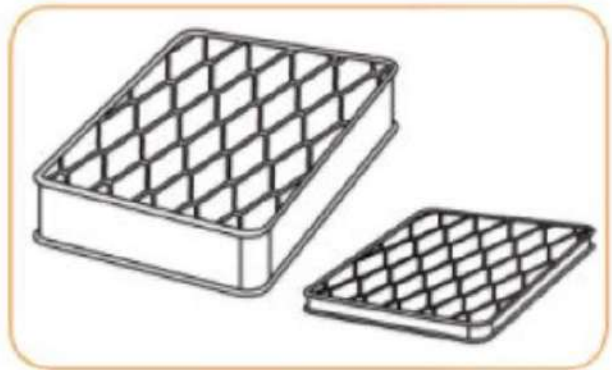

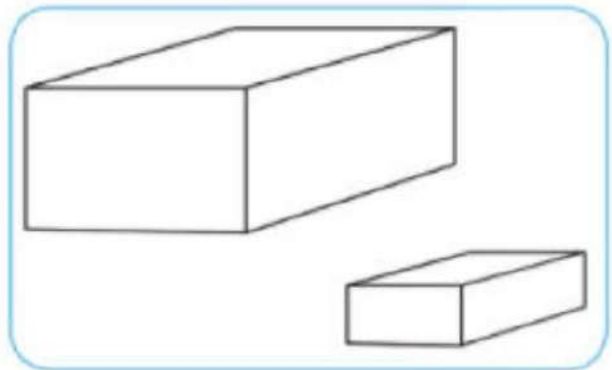
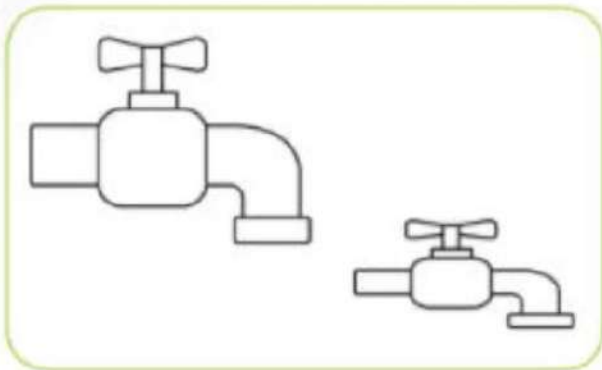
Classwork

Level 2
Level 2
Level 2
Level 2
Level 2
Level 2
Level 2
Level 2

► Colour the thicker one.



► Colour the thinner one.

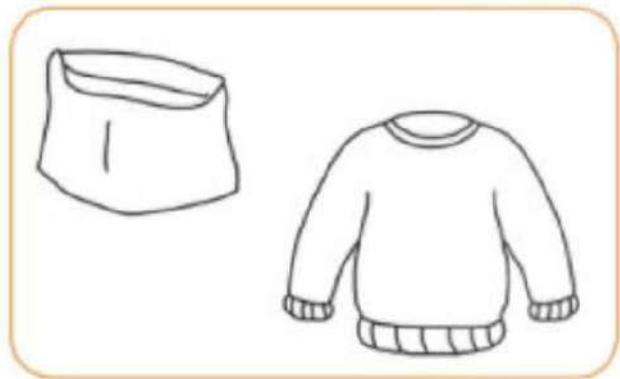



Date


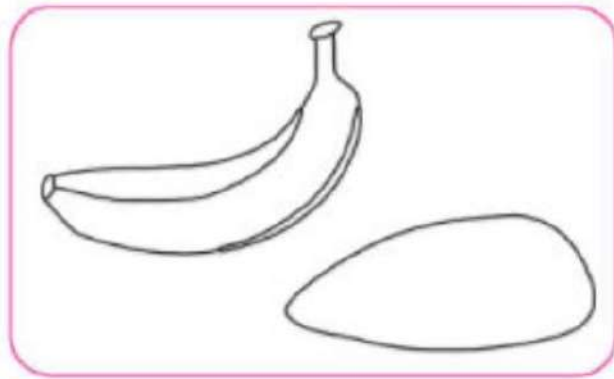


Homework

Classwork

► Colour the heavier one.



► Colour the lighter one.



Date

Homework

Classwork

▶ Count and say.

31				
32				
33				
34				
35				
36				
37				
38				
39				
40				

Date Homework Classwork


41




42




43




44




45



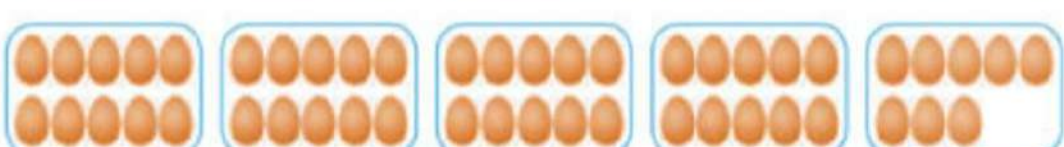
46




47




48



49



50



Date Homework Classwork



Small and Tall




Tall boy



Short boy

► Which is taller and which is smaller?

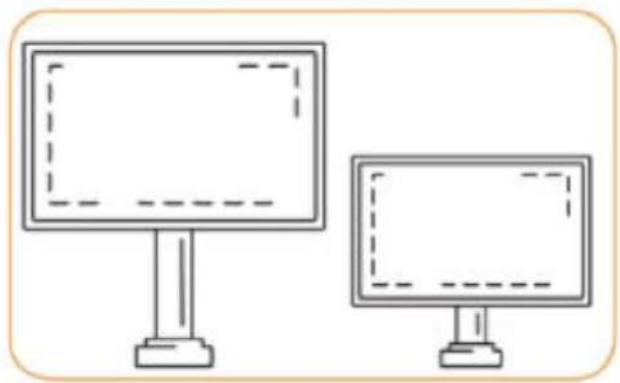


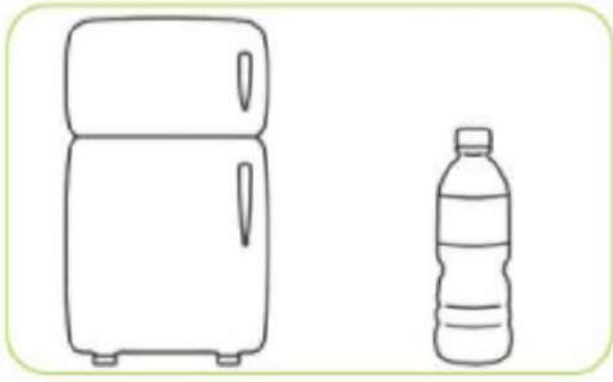


Date





Homework

Classwork

► Colour the smaller objects.



► Colour the shorter objects.



Date Homework Classwork



Ones and Tens



Pick and build. One has been done for you.

5	9
Tens	Ones

Draw the circle of tens in the box below.

10	10	5

2	5
Tens	Ones

$20 + 5 = 25$

Date Homework Classwork



10



10



10



5

3	5
Tens	Ones

$$30 + 5 = 35$$

► Way to show.



39

Tens	Ones

$$30 + 9 = 35$$

► Building numbers.



31

Tens	Ones



$$30 + 1 = 31$$

Date


Homework

Classwork



Way to show.

Tens	Ones
	



1	1
---	---

Tens	Ones
	

1	3
---	---

Tens	Ones
	


1	5
---	---

Tens	Ones
	

1	2
---	---

Date Homework Classwork

► Fill in the missing numbers.



	1				
					10

11				
				20

21				
				30

Date Homework Classwork


1
2
3



Number name



▶ Let's sing.



One potato, Two potatoes,
Three potatoes, Four.




Five potatoes, Six potatoes,
Seven potatoes, more.

▶ Count and read the number and its' name.



One | 1



Two | 2



Three | 3



Four | 4


Date

Homework

Classwork




Five 5




Six 6




Seven 7



Eight 8



Nine 9



Ten 10

Date

Homework

Classwork

I can say my number name.

One

Two

Three

Four

Five

Six

Seven

Eight

Nine

Ten



Match the number name with it's name.



Three



One



Two



Five




Four

Date

Homework

Classwork

▶ Decode the picture and write.



Windows

Bricks

Doors

Kittens

▶ Tick (✓) the correct number name.



Ten Three



Two Six



Five Four



Six Eight

Date Homework Classwork

▶ Decode the numbers and match with their names.

Four Eight Two

One 1 2 Five

8 4 6

9 10 5

Ten 3 7 Six

Seven Nine

Three

▶ Find the missing letters.

6	S		x		
7	S		e		n
8	E		g	h	
9	N		n		
10	T		n		

Date

Homework

Classwork



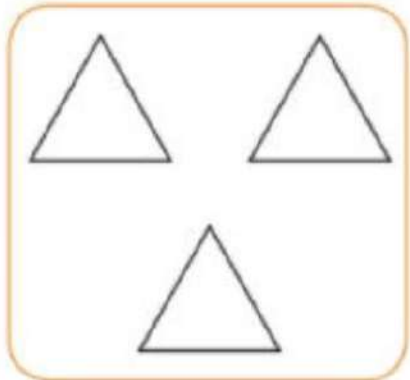
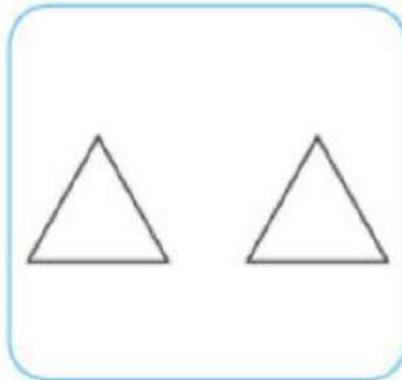



More and Less











Level 1
Level 2
Level 2
Level 2
Level 2
Level 2
Level 2
Level 2
Level 2
Level 2

► Colour the pictures that have more shapes. One has been done for you.



Date Homework Classwork

► Colour the pictures that has less. One has been done for you.



Date

Homework

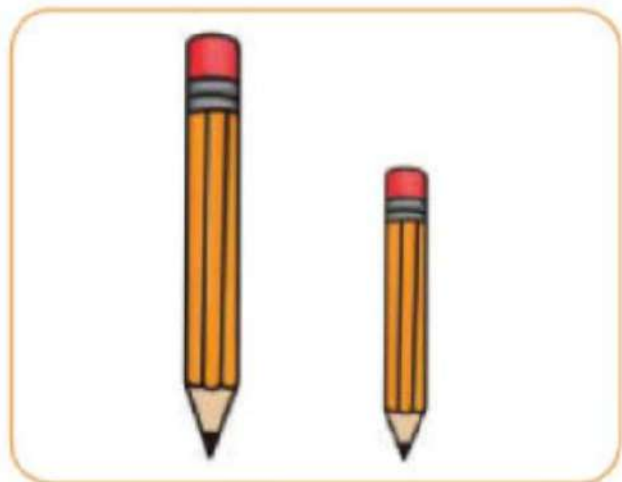

Classwork



Big and small


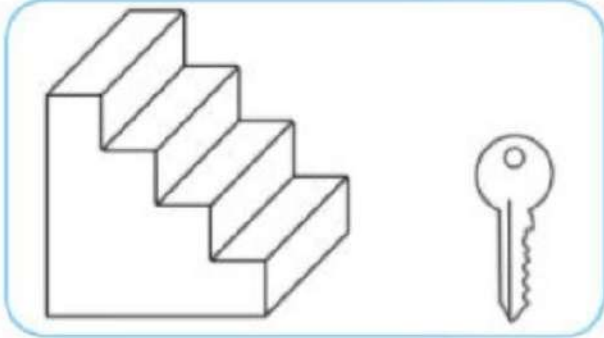



► Which is smaller.






Date Homework Classwork

Look at the pictures in each of the four sections and Colour the bigger one.



Colour the one that is smaller in each set.



Date Homework Classwork



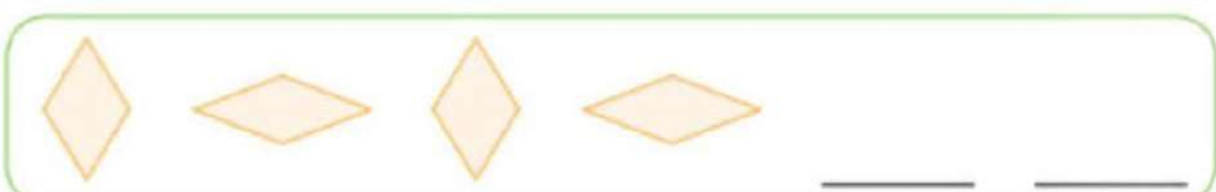

Patterns



► Cross out (x) the picture that is different from the rest.



► What shape comes next?



Date Homework Classwork



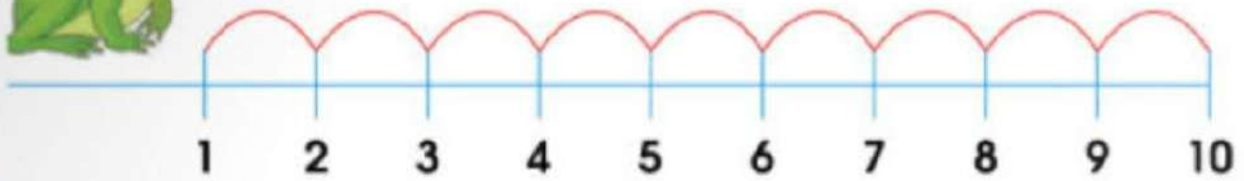
Number line



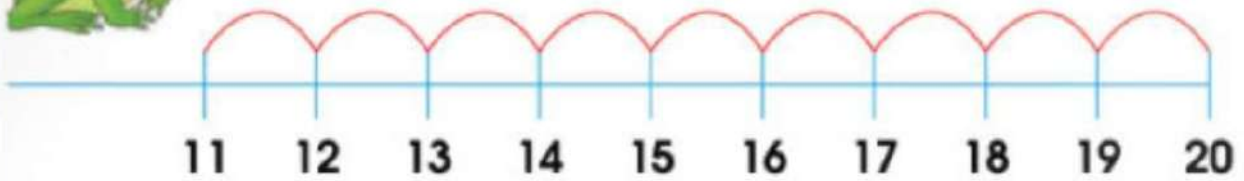
▶ Counting on number lines.



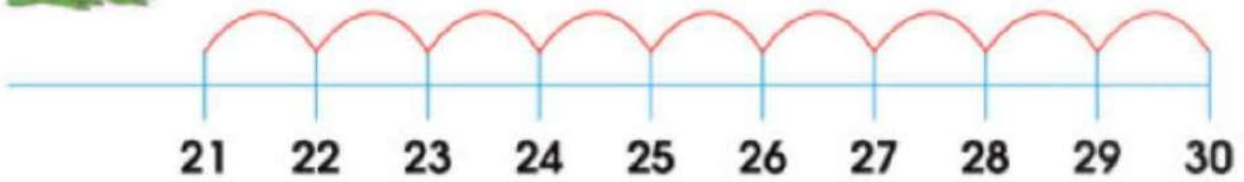
My number line 0—10



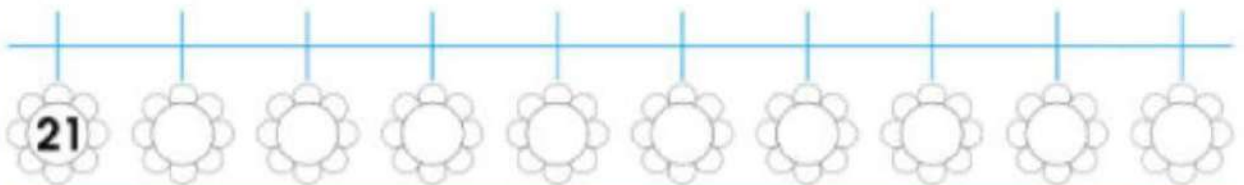
My number line 11—20



My number line 21—30



▶ I can write my missing number.

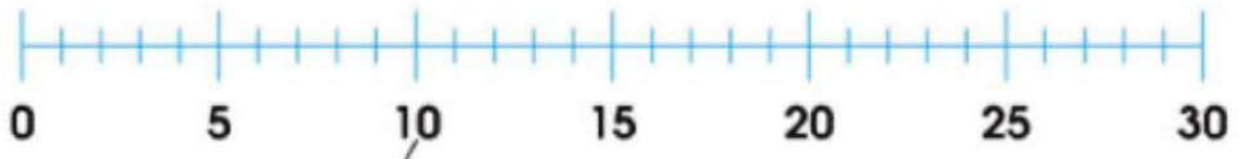


Date



Homework

Classwork

▶ Matching with the correct number. One has been done for you



▶ Fill the missing apple number on the line.



Date Homework Classwork



Right and Left



I have right and left hands.



I have right and left eyes.



I have right and left ears.


► Observe the position of each picture and write **L** for left and **R** for right. One has been done for you.



L



R




Date

Homework

Classwork

► Observe the position of each picture and circle the Right one.



► Observe the position of each picture and circle the Left one.



Date Homework Classwork



Inside and Outside



The monkey is **outside** the Temple.



The cat is **in front of** the car.



The jackal is **behind** the tree.



Baby is **between** the dolls.

Date

Homework

Classwork



Before and After



Number 10 is **before** 11.



Number 36 is **after** 35.

► Find the before number. One has been done for you.

<input type="text" value="9"/>	←	<input type="text" value="10"/>	<input type="text"/>	←	<input type="text" value="15"/>	<input type="text"/>	←	<input type="text" value="25"/>
<input type="text"/>	←	<input type="text" value="35"/>	<input type="text"/>	←	<input type="text" value="41"/>	<input type="text"/>	←	<input type="text" value="50"/>

► Find the after number. One has been done for you.

<input type="text" value="17"/>	→	<input type="text" value="18"/>	<input type="text" value="21"/>	→	<input type="text"/>	<input type="text" value="45"/>	→	<input type="text"/>
<input type="text" value="48"/>	→	<input type="text"/>	<input type="text" value="39"/>	→	<input type="text"/>	<input type="text" value="17"/>	→	<input type="text"/>

Date Homework Classwork

Level 2
Level 2
Level 2
Level 2
Level 2
Level 2
Level 2
Level 2

▶ Tick (✓) the picture that is in between.



Date

Homework

Classwork

I can say. Which one has more.

Weight



Length



Date

Homework

Classwork

Height



Capacity



Date

Homework

Classwork

1 2 3


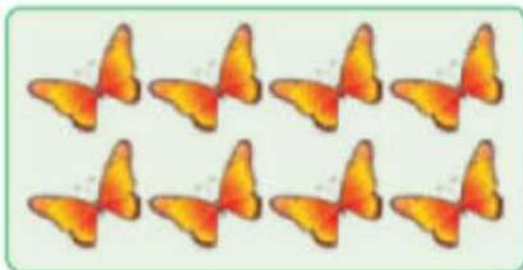


Greater than and Less than



4		2	2		1
5		3	3		2
2		4	1		2
3		5	2		3

Greater than



Date

Homework

Classwork

Level 2
Level 2
Level 2
Level 2
Level 2
Level 2
Level 2
Level 2

Less than



Equals to

► Tick (✓) equal picture.



Date

Homework

Classwork

$12 = 12$




$9 = 9$

$5 = 5$

$4 = 4$

$10 = 10$

$1 = 1$



Date

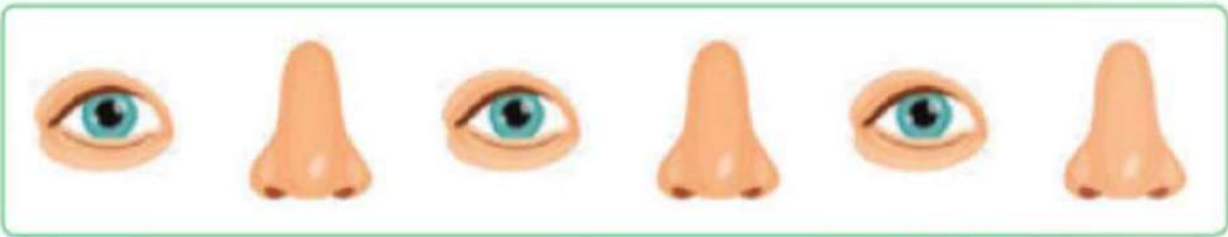
Homework

Classwork

Put sign < > =


5		3	9		9
6		1	15		16
20		40	45		41

Patterns



Date _____ Homework _____ Classwork _____

▶ Continue the pattern by drawing the correct picture.

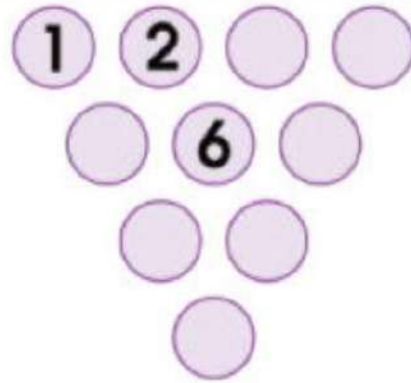
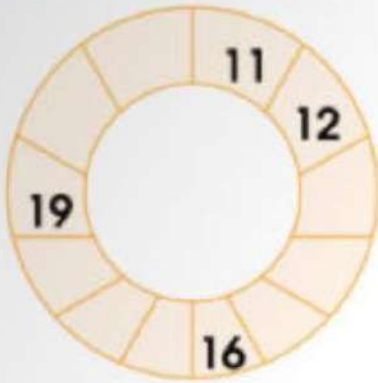


Date

Homework

Classwork

▶ Complete the number pattern.



▶ How many hens are there ?



There are hens.

This chicken has lost his fat mother. Can you draw a fat father for him ?





Date


Homework


Classwork

► Fill in the missing numbers.

9  11

27 28 






 18 11






8  10






Before

Between

After

	6
	9
	10
	18
	17

15		17
19		21
23		25
35		37
45		47

27	
36	
45	
19	
11	

Date Homework Classwork

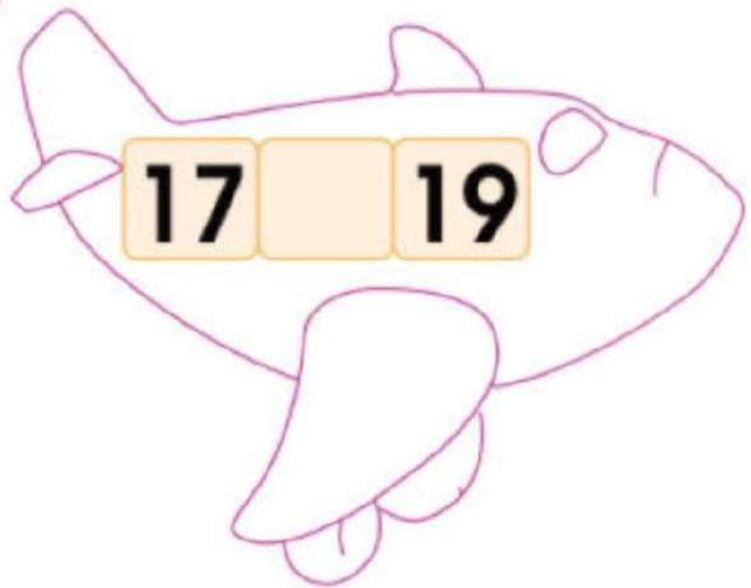

Write the missing numbers that come in between.

9

11

19

21



42

44

42

44

Date

Homework

Classwork



Telling Time



03:00



06:00



10:00



04:00



05:00



11:00

► Look at the clocks and write the time.



:00



:00



:00

Date

Homework

Classwork

► Say and write the reverse numbers. One has been done for you.

10	20	30	40	50
9	19	29	39	49
8				
7				
6				
5				
4				
3				
2				
1				

Date


Homework

Classwork

▶ Match the same flower.



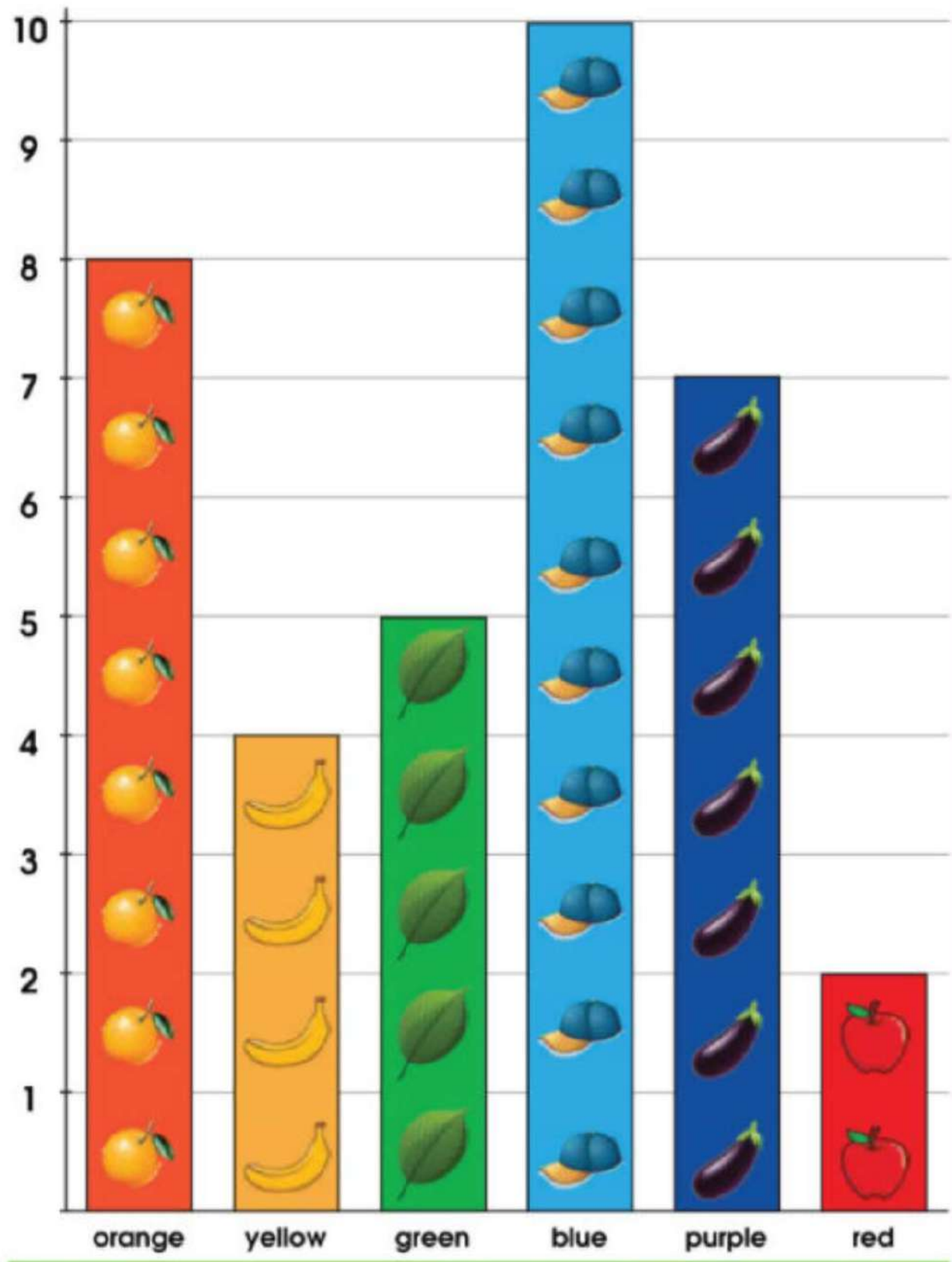
▶ Your reading level ?



Date Homework Classwork

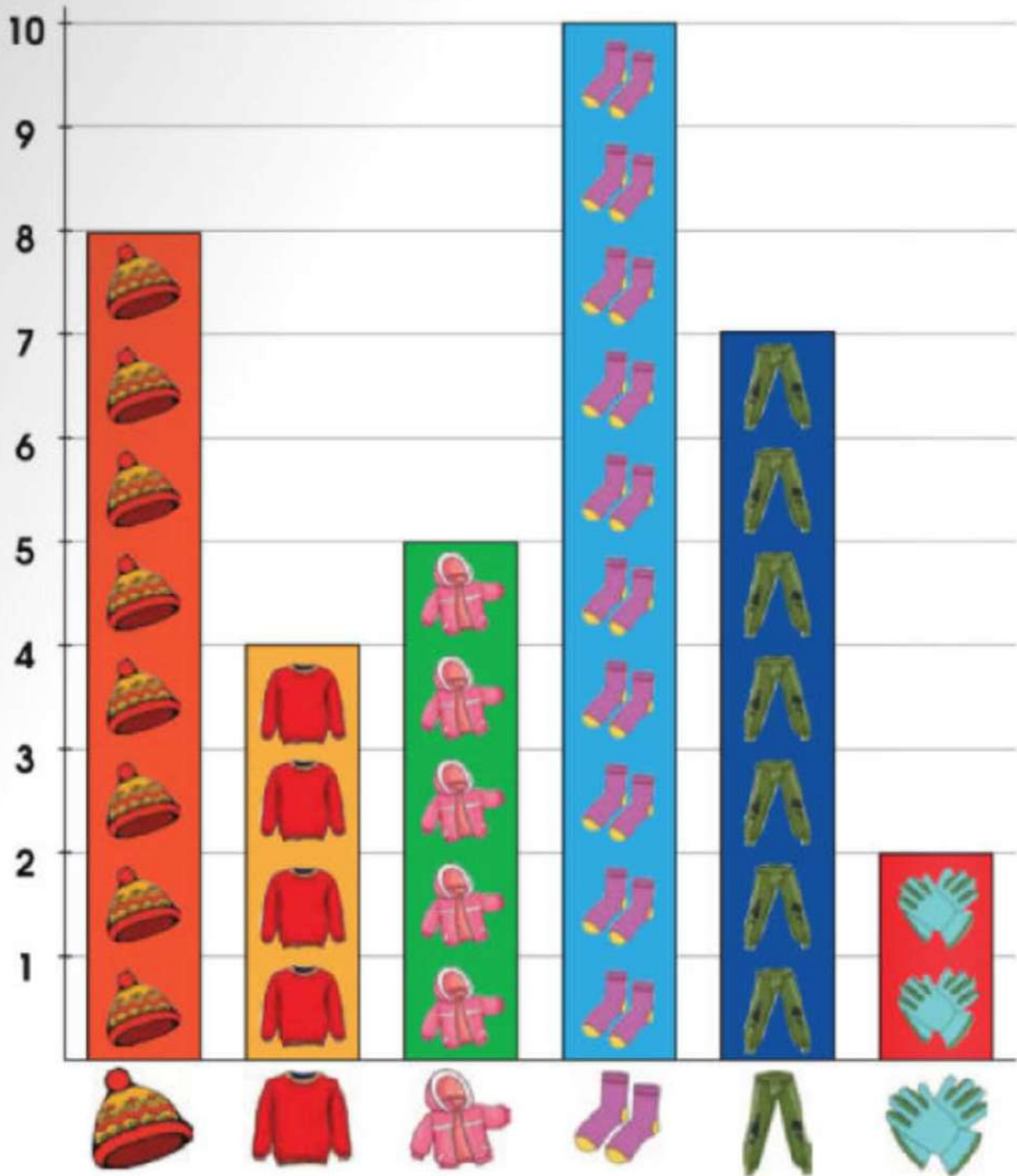
Level 2
Level 2
Level 2
Level 2
Level 2
Level 2
Level 2
Level 2
Level 2
Level 2
Level 2

► Colour graph.



Date Homework Classwork

Winter graph.



Which clothes do you use most of the time?

Which clothes you do not use most of the time?

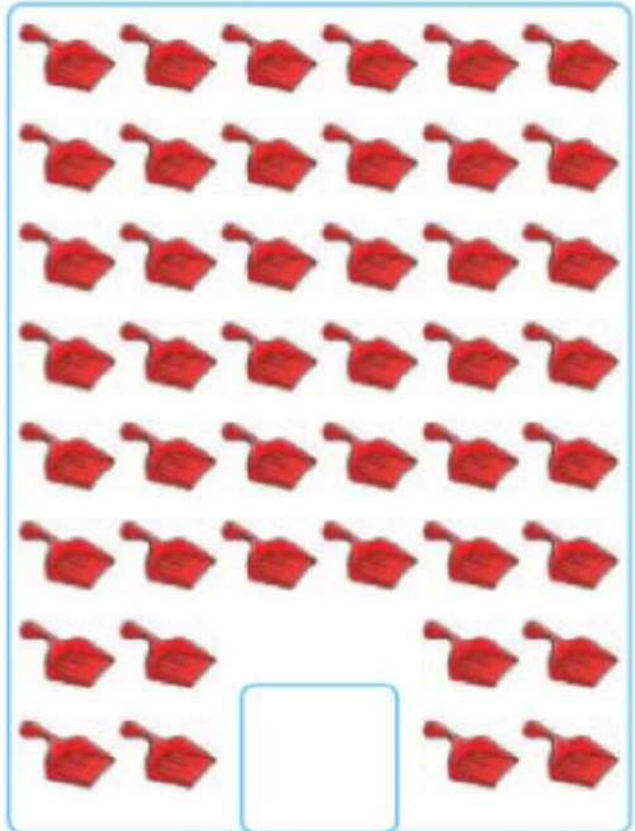

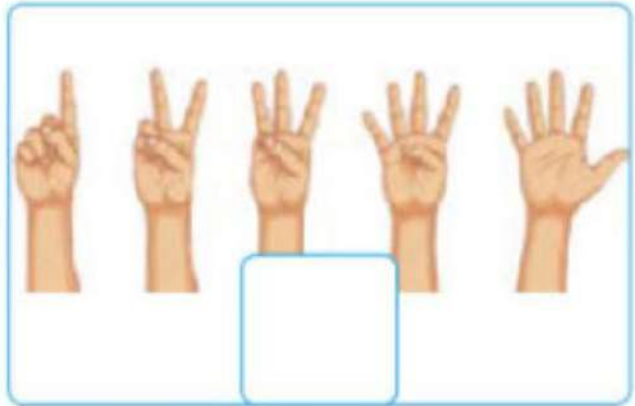

Do you have same number of clothes during winter?

Date

Homework

Classwork

▶ Count and write.




Date Homework Classwork




Addition



Shohan saw 3 fishes in the morning and 3 more in the afternoon. How many fishes did he see in all?



3




3

$$3 + 3 = 6$$



6 fishes

Suhana found 5 stones in the ground then she found 3 more. How many stones did she find in all?



5



3

$$5 + 3 = 8$$




8 stones

Date

Homework

Classwork

Megha picked up 3 flowers. Mohamad picked up 5. How many did they pick up all together?



3



5



$$3 + 5 = 8$$

8 flowers

There are 4 birds sitting on a tree. 2 more birds join them. How many birds are there now?



4



2



$$4 + 2 = 6$$

6 birds

Date

Homework

Classwork

▶ Count the dots and work out the problems. Then write the correct answer.



$3 + 3 =$



$2 + 5 =$



$3 + 4 =$



$6 + 1 =$

▶ Work out the problems and then match them with the correct answer.

$2 + 1 =$

$4 + 3 =$

$1 + 5 =$

$7 + 3 =$

$5 + 2 =$

$2 + 6 =$

Date

Homework

Classwork

4 + 2 =

1 + 1 =

2 + 5 =

2 + 3 =

6 + 3 =

2 + 4 =

5 + 5 =

3 + 3 =

3 + 3 =

3 + 4 =

7 + 3 =

7 + 1 =

2 + 8 =

8 + 2 =

4 + 4 =

5 + 2 =

Date

Homework

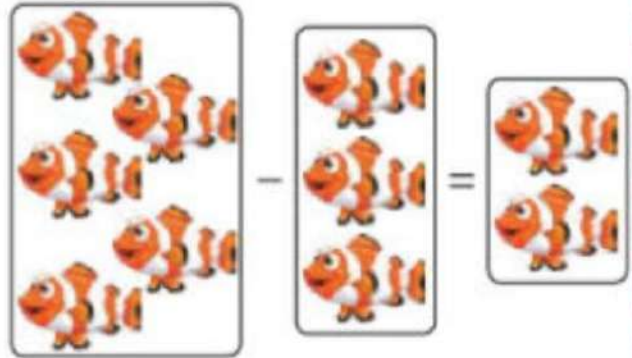
Classwork



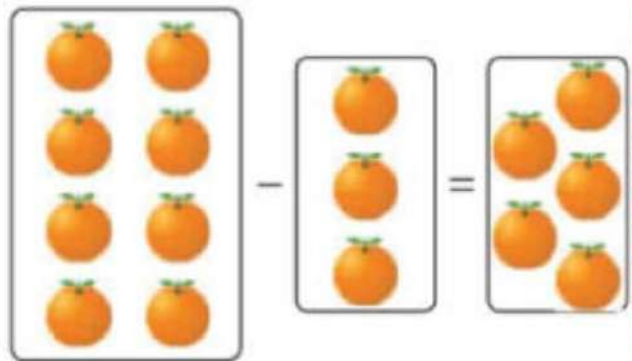
Subtraction



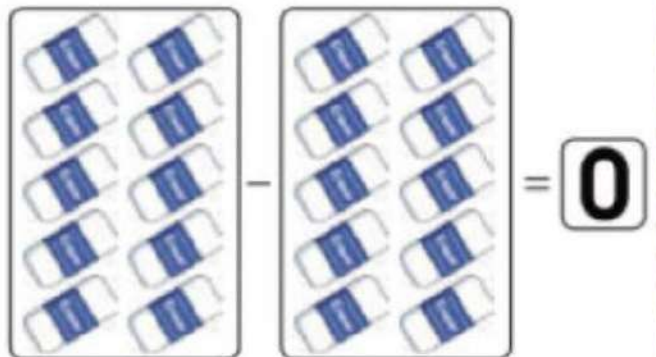
I have 5 fishes.
Hungry monster ate 3 fishes.
Now I have only 2 fishes.




I have 8 oranges.
Hungry monster ate 3 oranges.
Now I have only 5.




I have 10 erasers.
Hungry monster ate them all.
Now I have 0.


Date Homework Classwork




$3 - 1 = 2$




$10 - 4 = \square$




$5 - 2 = \square$



$4 - 2 = \square$



$9 - 2 = \square$



$7 - 2 = \square$

Date Homework Classwork

My mother had 10 bangles. 2 got broken. How many are left?

$$10 - 2 = \square$$

I have 7 ice-creams. I gave 2 ice-creams to my friend. How many are left?

$$7 - 2 = \square$$

► Can you make 2, 3, 5 and 6 by subtracting two numbers? One has been done for you.

$$3 - 1 = 2$$

$$\square - \square = 3$$

$$\square - \square = 5$$

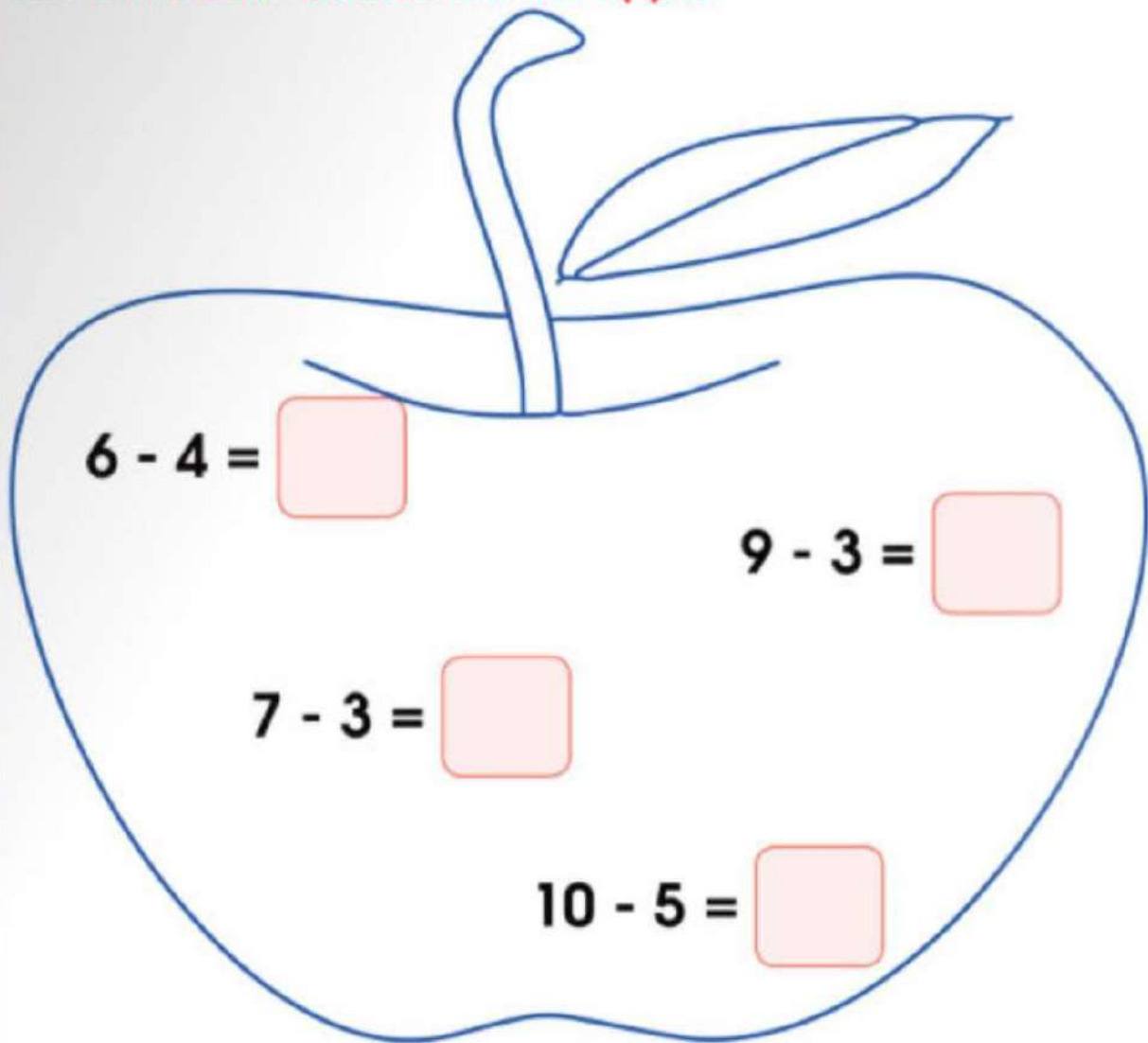
$$\square - \square = 6$$

Date

Homework

Classwork

Solve the sum and colour the apple.



Tick (✓) the correct mushroom.

$$9 - 6 = ?$$

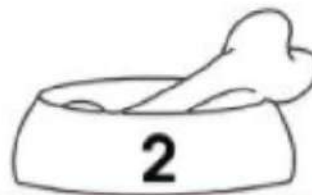








Date

Homework

Classwork

Colour the dogs with the correct calculation that matches with the dishes.



Date


Homework

Classwork

Write the correct answer in the box.



$$6 - 2 = \square$$




$$5 - 4 = \square$$



$$6 - 2 = \square$$



$$6 - 2 = \square$$



$$6 - 2 = \square$$



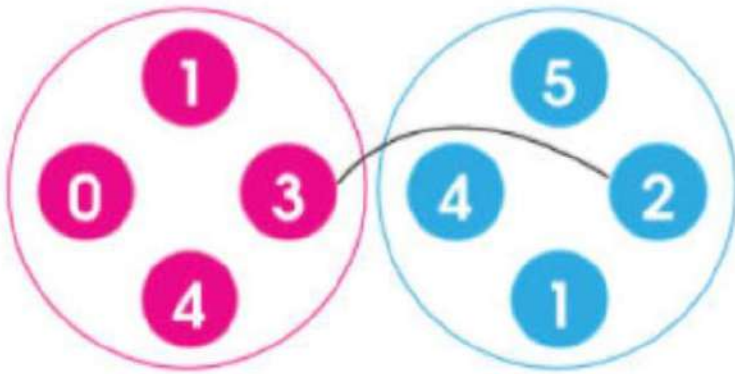
$$6 - 2 = \square$$

Date

Homework

Classwork

▶ Draw a line in between any 2 number that makes 5.



Example : $3 + 2 = 5$

▶ Complete by filling in the missing numbers.

$$6 + \text{Apple} = 10$$

$$10 - 5 = \text{Apple}$$

$$10 - 5 = \text{Apple}$$

$$6 + \text{Apple} = 10$$

▶ Solve the sums.



$$6 + \text{Diamond} = 10$$

$$8 + \text{Diamond} = 10$$

$$7 + \text{Diamond} = 10$$

$$5 + \text{Diamond} = 10$$








Date Homework Classwork



Categories



Look and discuss.



blue box

green box

yellow box

pink box

Date

Homework

Classwork



Number Chart



▶ Let's read numbers.



1	2	3	4	5
6	7	8	9	10
11	12	13	14	15
16	17	18	19	20
21	22	23	24	25
26	27	28	29	30
31	32	33	34	35
36	37	38	39	40
41	42	43	44	45
46	47	48	49	50

Date Homework Classwork



51	52	53	54	55
56	57	58	59	60
61	62	63	64	65
66	67	68	69	70
71	72	73	74	75
76	77	78	79	80
81	82	83	84	85
86	87	88	89	90
91	92	93	94	95
96	97	98	99	100

Date

Homework

Classwork

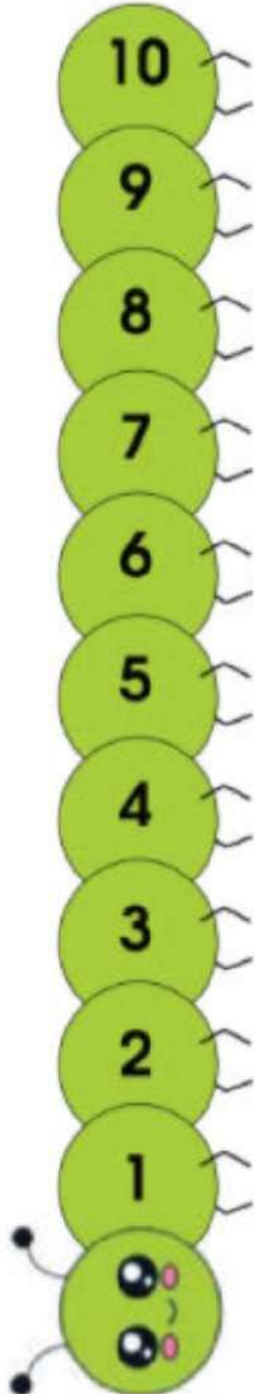
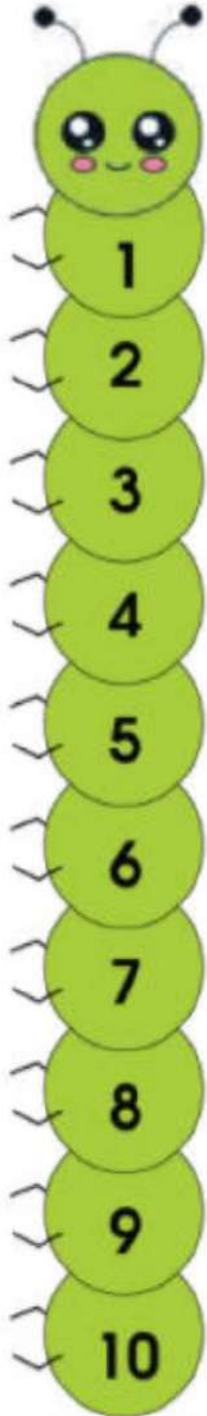


Reverse counting



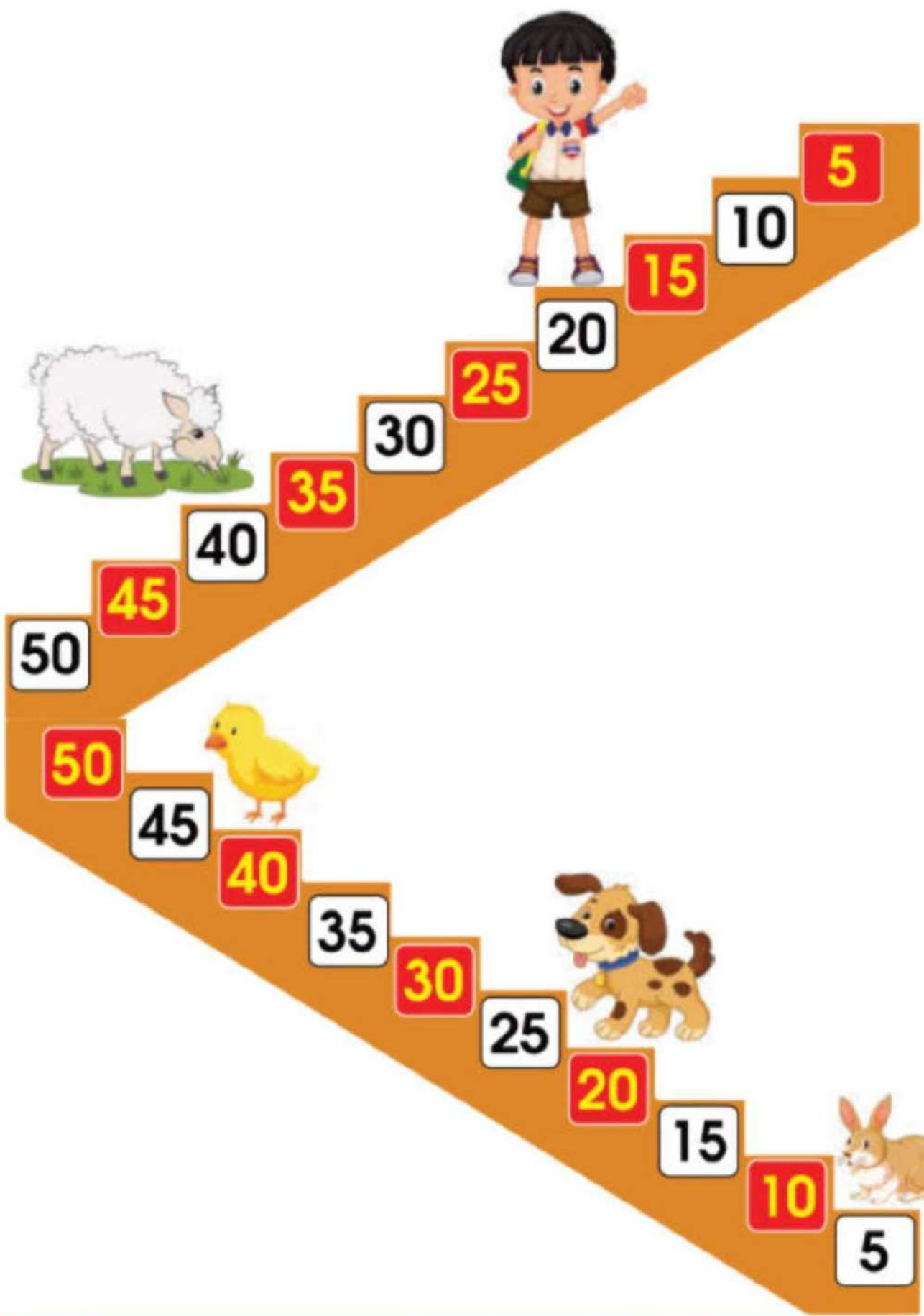
Level 2
Level 2
Level 2
Level 2
Level 2
Level 2
Level 2
Level 2
Level 2
Level 2

- 1
- 2
- 3
- 4
- 5
- 6
- 7
- 8
- 9
- 10



Date Homework Classwork

Level 2 Level 2 Level 2 Level 2 Level 2 Level 2 Level 2 Level 2 Level 2 Level 2 Level 2



Date Homework Classwork



مَنْدِيَانِ صَعْرَ الْجَنُوبِ