

4

الوحدة

1st grade

Unit 1

One, two, three.



Vocabulary:-

book: كتاب

bag: حقيبة

Pencil: قلم

Chair: كرسي

table: طاولة

tree: شجرة

Goodbye: مع السلامة

girl: بنت

Car: سيارة

boy: ولد

bird: طائر

Numbers: ارقام

السؤال عن العدد باستخدام (How many)

كم عدد؟

one



1

two



2

three



3

Four




4

five



5



 مادلين حمدان

* How many ball(s) are there?

اذا كان الجواب أكثر من (1) نضيف حرف (s) للشئ الذي نسال عنه

سؤال

* How many book(s) they are? 2 book(s).



* How many trees they are? 3 tree(s).

السؤال عن اللون (What colour is it) ما لونه

What colour is the tree? It's green tree.

* اللون ابيض مثل الشئ ما لونه

red pen

yellow bag

T. Madbou Handan

1 Listen and point

1 One boy.



2 Two boys.



3 Three girls.



4 Four cars.



Five trees.



Goodbye.

مع السلامة

مادلين حمدان

2 Say

one, two, three, four, five



3 Count and say

one book, two books

* رصيف حروف (5) ابي لسترا اذا كان
اكثر من واحد



one book



3 chairs



4 tables



5 bags.

4 Listen and say

g



girl

بنت



green

اخضر




goodbye

مع انا


7 Listen and match

1




two girls

2




three boys

3



Four red bags


4



Five birds


8 Project: Make a picture book

ساخت کتاب عکس



ملامعة :-
يذكر اللون قبل العدد والرقم في البداية وتنفذ من (5) مع الجمع

5 Say



Three black birds

Four yellow birds

Two red birds.

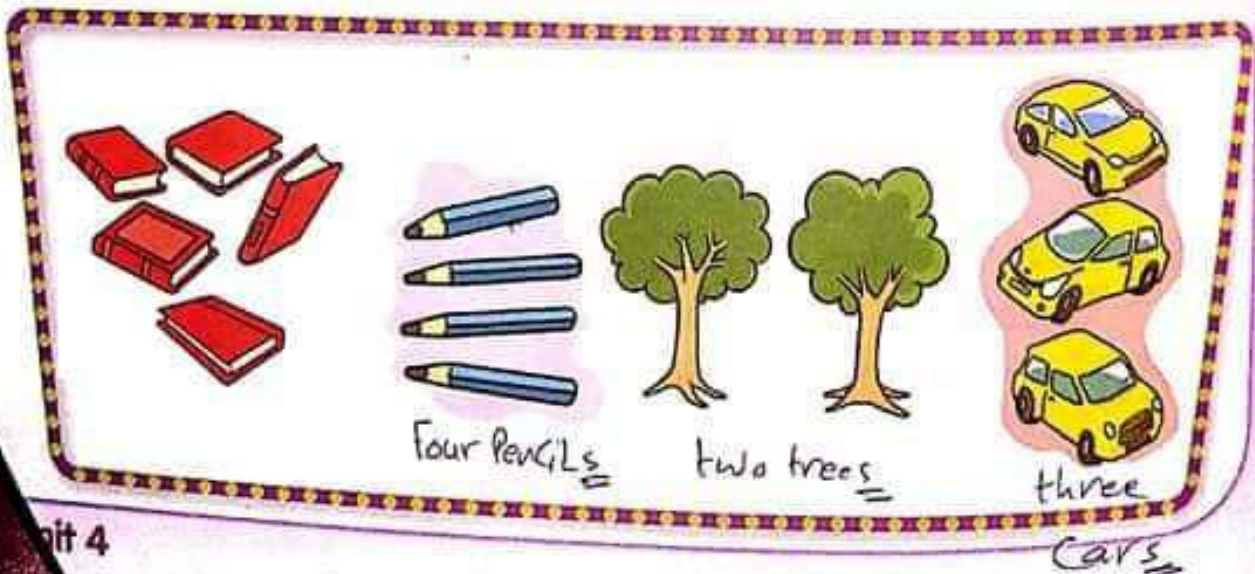
Five white birds

Two green trees

Two red bird

6 Listen and say

Five books.



Four pencils

two trees


three cars



مادلين حمدان

1. Count and circle

1.




1 2 3 4 5

2.



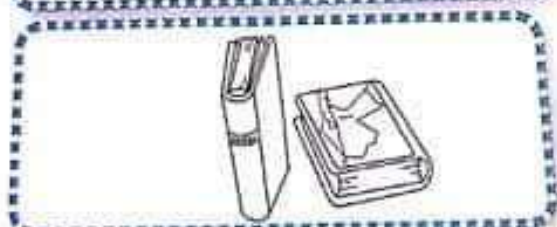
1 2 3 4 5

3.



1 2 3 4 5

4.



1 2 3 4 5

5.



1 2 3 4 5

2. Colour and say

1.



One bag.

2.



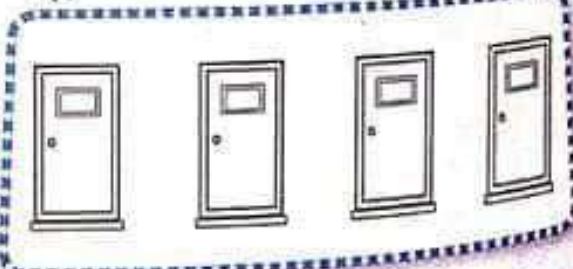
Two girls.

3.



3 books


4.



Four doors

3. Match and copy

4. Find and circle two (g) sounds ای الکلان پر حرف



5. Trace and copy



g g g g g g g

g

G G G G G

G



1st grade

unit 3

look! It's a robot

Vocabulary:

bag: حقيبَة

robot: انسان آلي

Pen: قلم رصاص

book: كتاب

table: طاولة

window: نِشَان

Pen: قلم حبر

Colours

الألوان

blue: أزرق green: أخضر red: أحمر

yellow: أصفر black: أسود white: أبيض



مادلين حمدان

1-x

What's this? it's a book

* الدور التالي

What's this? it's a bag

ما هو؟

2

What colour is it? It's green.

ما اللون؟

3

What's your name?

السؤال عن الاسم

ما اسمك؟

I am Amal.

أنا أمال

Madben Hamden



1 Listen and point



2 Listen and say

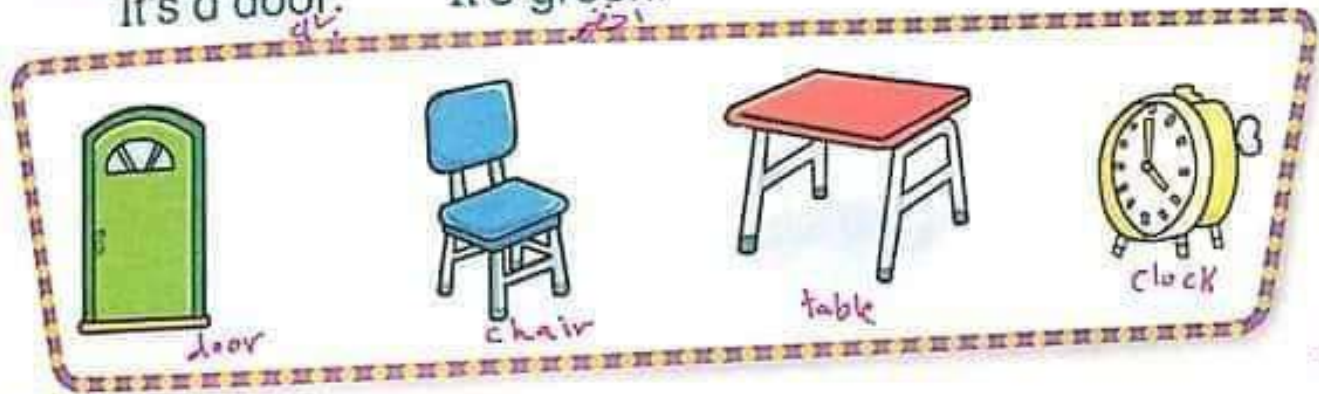
ما دالین حمدان



3 Ask and answer

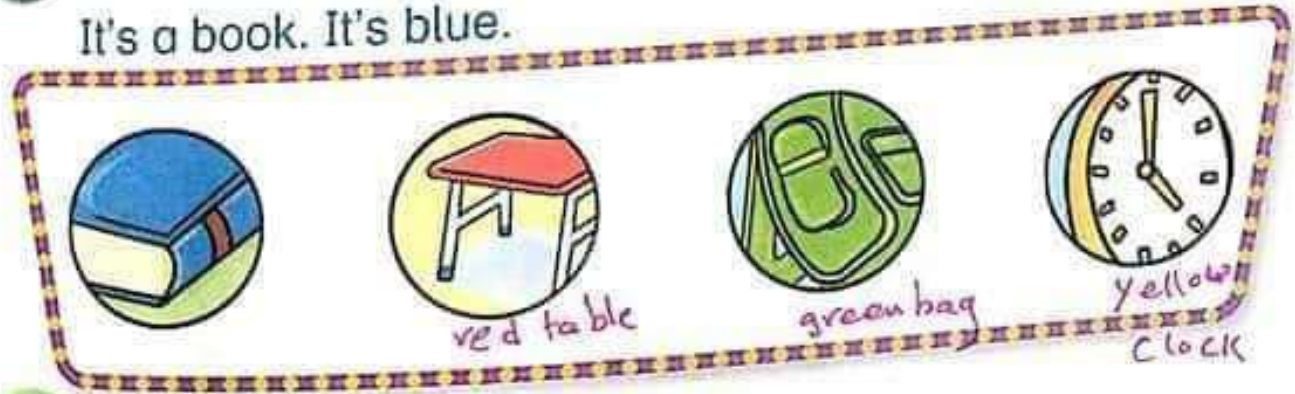
What's this? What colour is it?

It's a door. It's green.



4 Say

It's a book. It's blue.



5 Listen and say



6 Listen and match

1



2



3



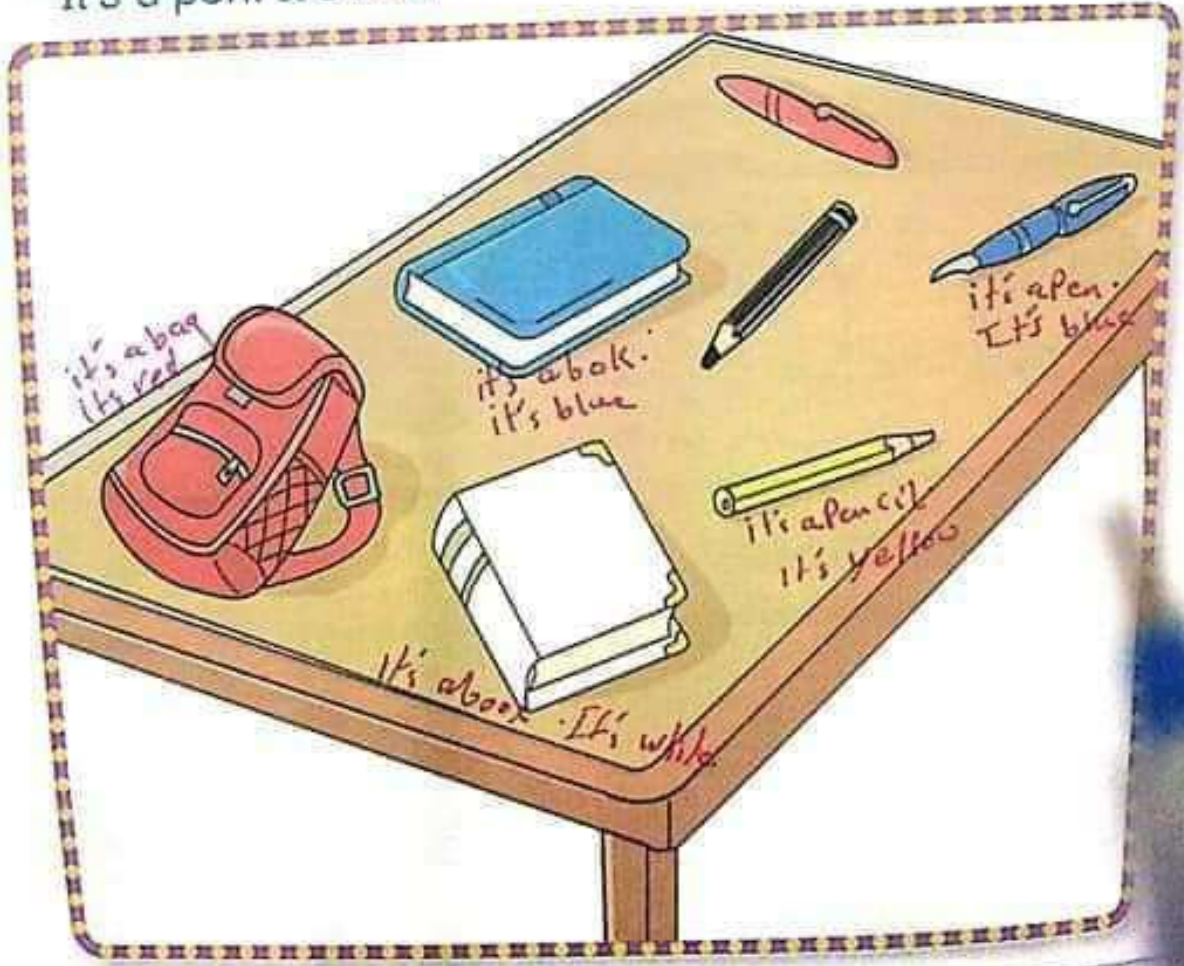
4



7

Say

It's a pen. It's red.




8



Listen and match

1



2



3



4



9



Sing




الْحَبْصَة لَوْن حَالِفُون
 What colour is the bag?
 What colour is the bag?
 What colour is the bag?
 It's blue.

قَلَمُ الْبَحْرِ
 What colour is the pen?
 What colour is the pen?
 What colour is the pen?
 It's red.



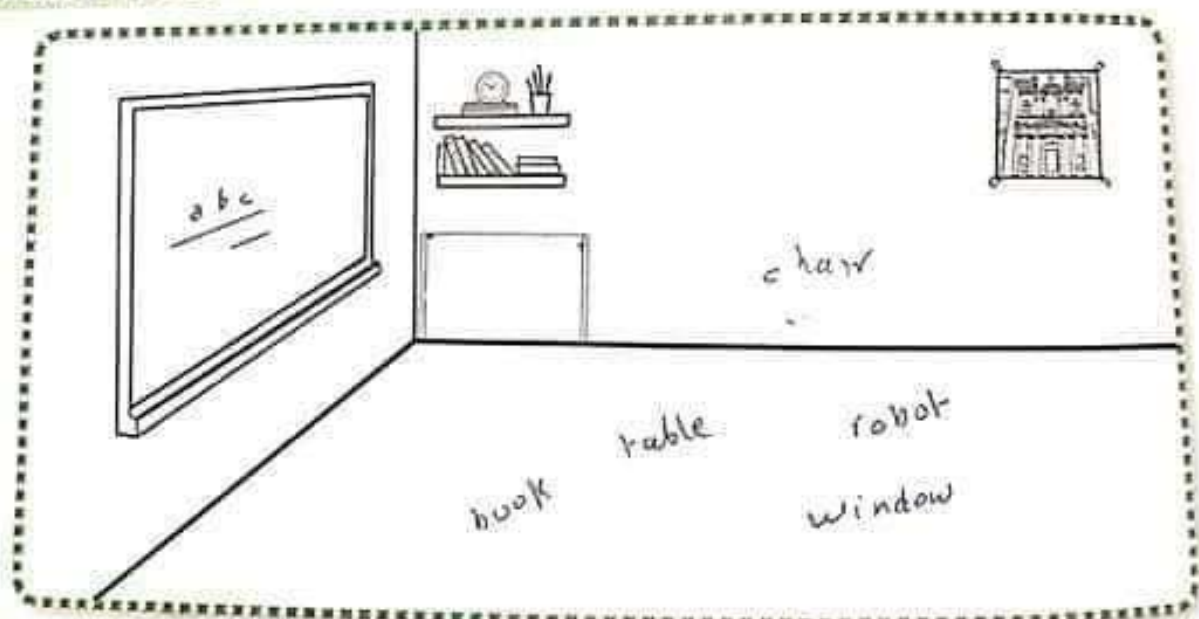
1. Listen and circle

3/10/11



2. Listen and draw

3/10/11



3. Listen and colour

07

1.



yellow

2.



blue

3.



red

4. Draw and say



1. It's a book.

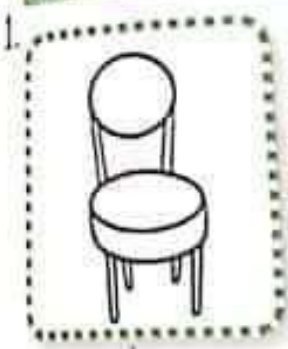


2. It's a bag.




3. It's a robot.

5. Find and circle the b sounds



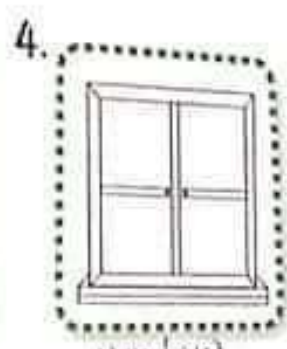
chair



bag



book

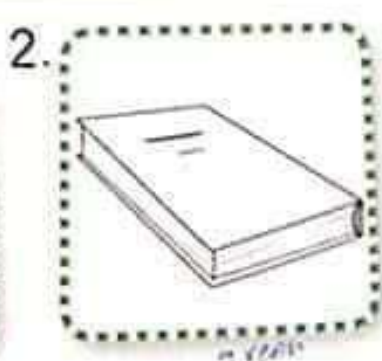


window

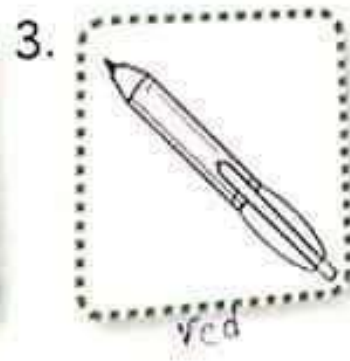
6. Listen, circle and colour



blue



green



red



yellow

7. Trace and copy

b b b b b b b b

B B B B B B

b

B



1st grade

Unit 2 ما هذا
What's this?

Vocabulary:

chairs - كراسي
classroom - غرفة الصف
clock - ساعة
door - باب
table - طاولة
window - شباك



مادلين حمدان

Colours

red

أحمر

green

أخضر

blue

أزرق

هذه الألوان الثلاثة مطلوبة في هذه الوحدة ويكون السؤال عن اللون هكذا:-

السؤال → what colour is it? والرد

الرد → It's blue.

السؤال ما هذا؟

→ what's this?

→ It's a door. إنه باب

→ It's a window. إنه شباك

الوحدة 2

ما هذا؟

1



Listen and point

1

What's this?



It's a door.

2


What's this?



It's a window.

3

What's this?



It's a chair.

4

What's this?



It's a table.

5

What's this?



It's a clock.

6

What's this?



It's a classroom.

2 Ask and answer

المدرسة (في الفتره الاولى)

What's this?



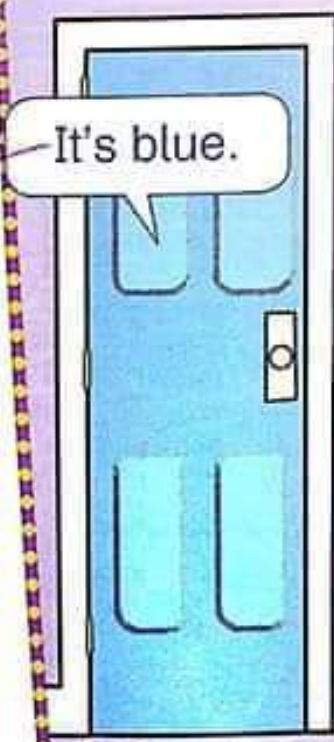
It's a door.

3 Listen and point


استماع



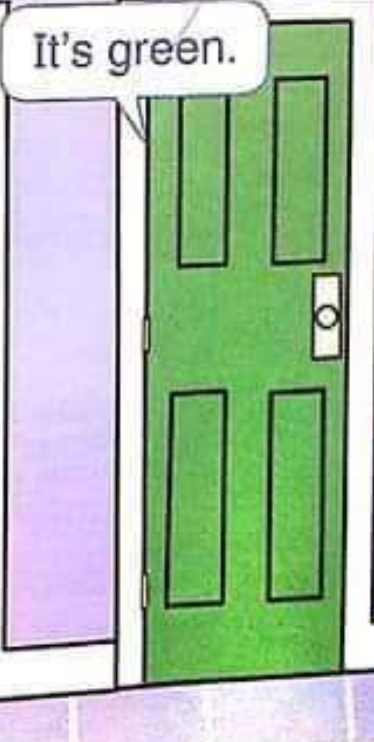
البنفسجى



It's blue.



احمر
It's red.



البنفسجى
It's green.

4 Listen and say

1 What colour is it? *مالو به؟*



انه ازرق

2 What colour is it?



انه احمر

5 Ask and answer


الاسترال عن اللون



red



green



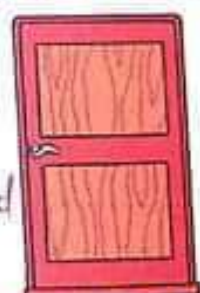
blue



green



blue



red



blue



red





green

6 Listen and match

1) What colour is it? it's red.



What's this?
1. it's a window




2) What's this?
it's clock.



3) What colour is it?
it's green


7 Project: Make colour posters عمل ملصق ألوان




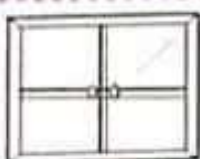
بِقَصِّ اللّابِ هَدِيَّةً حَلْوَةً وَيَقُومُ بِالْمَقْرَأِ أَوْ يَرَسُمُهَا وَيَلَوِّنُهَا


سؤال


1. Match


1.  door


2.  table


3.  window


4.  clock


5.  chair

a. 

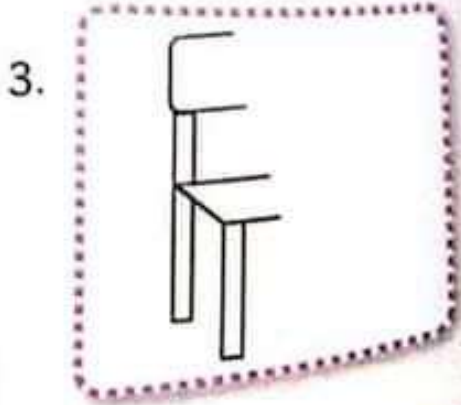

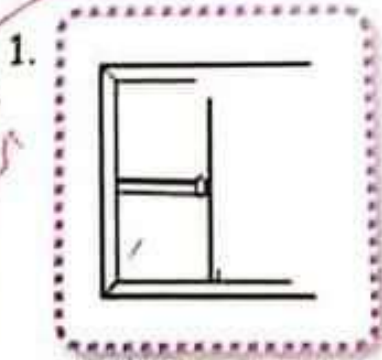
b. 

c. 

d. 

e. 

2. Complete




رنگ

3. Listen and colour



4. Trace and copy

درد




5. Project: Make a colour poster


رنگ
کامی

کمال ملحق ملون

Unit one

This is → هذا

كرة  This is ball كرة

 This is book كتاب

What's your name? → I am
ما اسمك؟ أنا

How are you? → I'm very well, thank you
كيف حالك أنا بخير جداً لك

Stand up, please. قف من فضلك



sit down, please. اجلس من فضلك



T. Madleen Hamdan

مرحباً

Listen and point



2 Listen and say

1

This is Mazen. ^{مازين}

مرحباً

Hello, Mazen.
I'm Ali. ^{مازين}

مرحباً

Hello, Ali.

2

This is Asma. ^{اسما}

مرحباً

Hello, Asma.
I'm Samira. ^{اسما}

مرحباً

Hello, Samira.

3 Listen, ask and answer

1

مرحباً

Hello, Asma.
How are you?

أنا بخير

I'm very well.
thank you. How are you?

كيف حاله

مرحباً

I'm very well.
thank you.

شكراً لك

2

مرحباً

Hello, Ali.
How are you?

أنا بخير

I'm very well.
thank you. How are you?

كيف حاله

مرحباً

I'm very well.
thank you.

شكراً لك

1st grade

unit one

Hello

Vocabulary:-

Hello : مرحباً

Name: الإسم

this: هنا

thank you: شكراً لك

stand up: قف

sit down: اجلس

please: من فضلك

boys: اولاد

girls: بنات



التدريب على الحوار التالي:-



boy: ولد
girl: بنت

4

Listen and point

مرحبا
قف
بنات
اولاد
مرحبا




اجلس
من زيات
Sit down please



5

Say

قف
من زيات
Stand up please





اجلس
من زيات
Sit down please

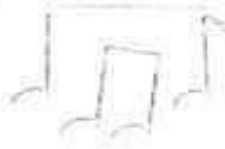


من زيات

6 Listen and match



7 Sing



مرحباً ما اسمك
Hello. What's your name?
Hello. What's your name?
Hello. What's your name?

I'm Mazen.

كيف حالك

Hello. How are you?
Hello. How are you?
Hello. How are you?

I'm very well, thank you.



1st grade

unit one

Hello

Vocabulary:-

Hello: مرحباً

Name: الاسم

this: هذا

thank you: شكراً لك

Stand up: قف

Sit down: اجلس

Please: من فضلك

boys: اولاد

girls: بنات



التدريب على الحوار التالي:-



صق الجبل
منتديات

