

MY FUN SKILLS



KG1

Module 3

Transportation



Second Edition
2020/2021

All rights reserved by the Ministry of Education and Higher Education of the State of Qatar



حضرة صاحب السمو الشيخ تميم بن حمد آل ثاني
أمير دولة قطر

النشيد الوطني

قَسَمًا بِمَنْ نَشَرَ الضِّيَاءَ	قَسَمًا بِمَنْ رَفَعَ السَّمَاءَ
تَسْمُو بِرُوحِ الْأَوْفِيَاءِ	قَطَرٌ سَتَبْقَى حُرَّةً
وَعَلَى ضِيَاءِ الْأَنْبِيَاءِ	سِيرُوا عَلَى نَهْجِ الْأَلَى
عِزٍّ وَأَمْجَادِ الْإِبَاءِ	قَطَرٌ بِقَلْبِي سِيرَةٌ
حُمَاتُنَا يَوْمَ النِّدَاءِ	قَطَرُ الرَّجَالِ الْأَوَّلِينَ
جَوَائِحِ يَوْمِ الْفِدَاءِ	وَحُمَائِمُ يَوْمِ السَّلَامِ



Index



9 Unit Nine: Land Transport

○ Lesson 1: Story.....	6
○ Lesson 2: Vocabulary.....	8
○ Lesson 3: Phonics.....	10
○ Lesson 4: Revision	12

10 Unit Ten: Water Transport

○ Lesson 1: Story.....	15
○ Lesson 2: Vocabulary.....	16
○ Lesson 3: Phonics.....	20
○ Lesson 4: Revision	22

11 Unit Eleven: Air Transport

○ Lesson 1: Story.....	25
○ Lesson 2: Vocabulary.....	27
○ Lesson 3: Phonics.....	29
○ Lesson 4: Revision	31

12 Unit Twelve: Road Safety

○ Lesson 1: Story.....	35
○ Lesson 2: Vocabulary.....	37
○ Lesson 3: Phonics.....	40
○ Lesson 4: Revision	42

9 Unit Nine

Land Transport



Name: Date:

Unit 9 Lesson 1

1 Listen to the story.

Land Transport



Welcome to Doha, Tom!
Thank you. This is a nice car!



Wow! This is a big bus.
Tom, let's go for a ride!



Bader, this is a small bicycle!



Look, Tom. This is a fast train!

Unit 9 Lesson 1

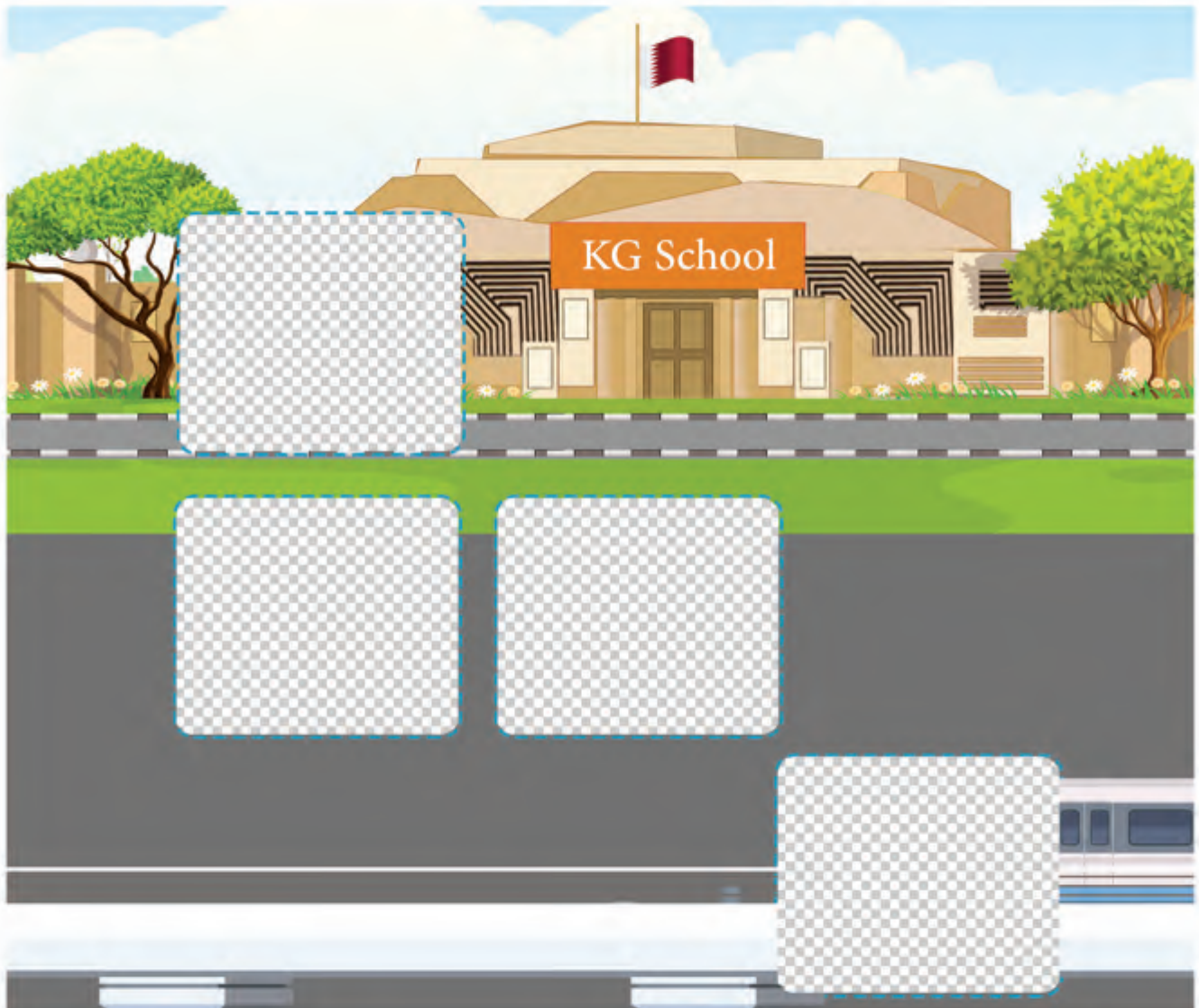
2 Listen, match and say.



Name: Date:

Unit 9 Lesson 2

1 Cut, glue and say: **This is a ...**

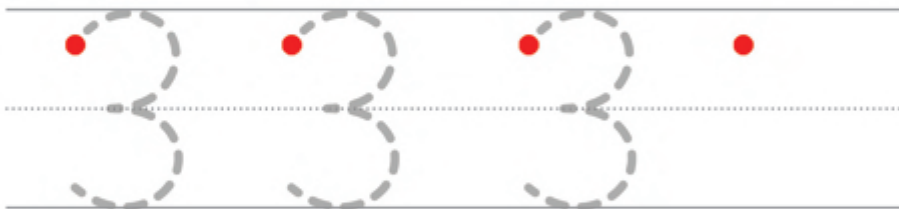
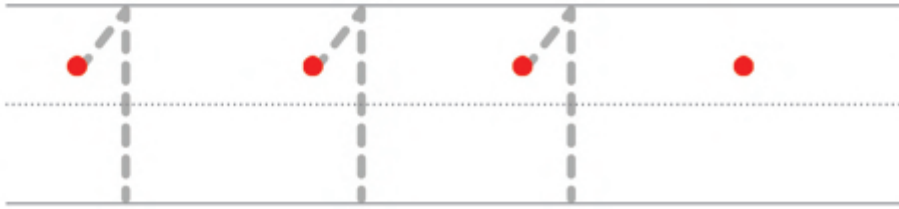


Name:

Date:

Unit 9 Lesson 2

2 Trace, write and draw.



Name:

Date:

Unit 9 Lesson 3

1 Listen and say.

Ee



elephant



egg

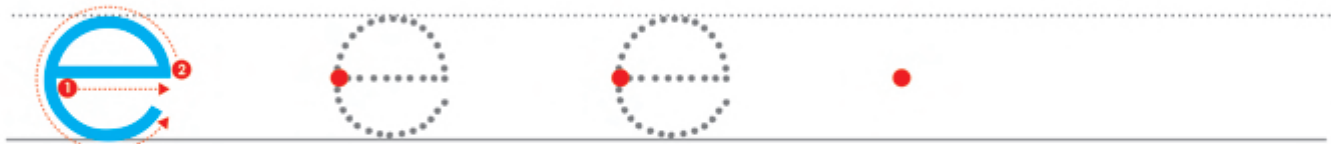
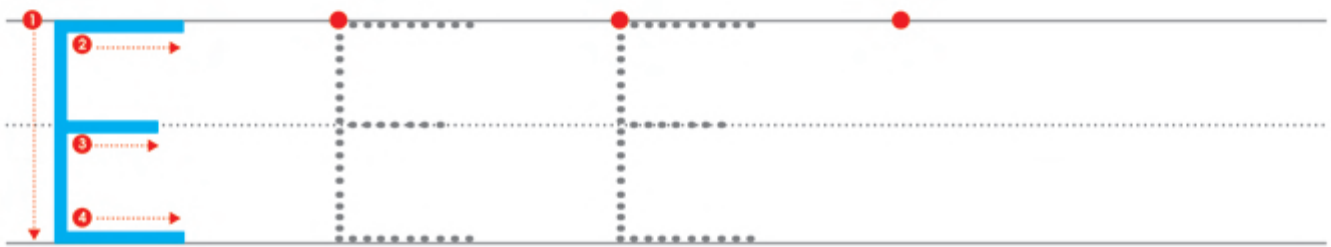
Name: Date:

Unit 9 Lesson 3

2 Trace and say.



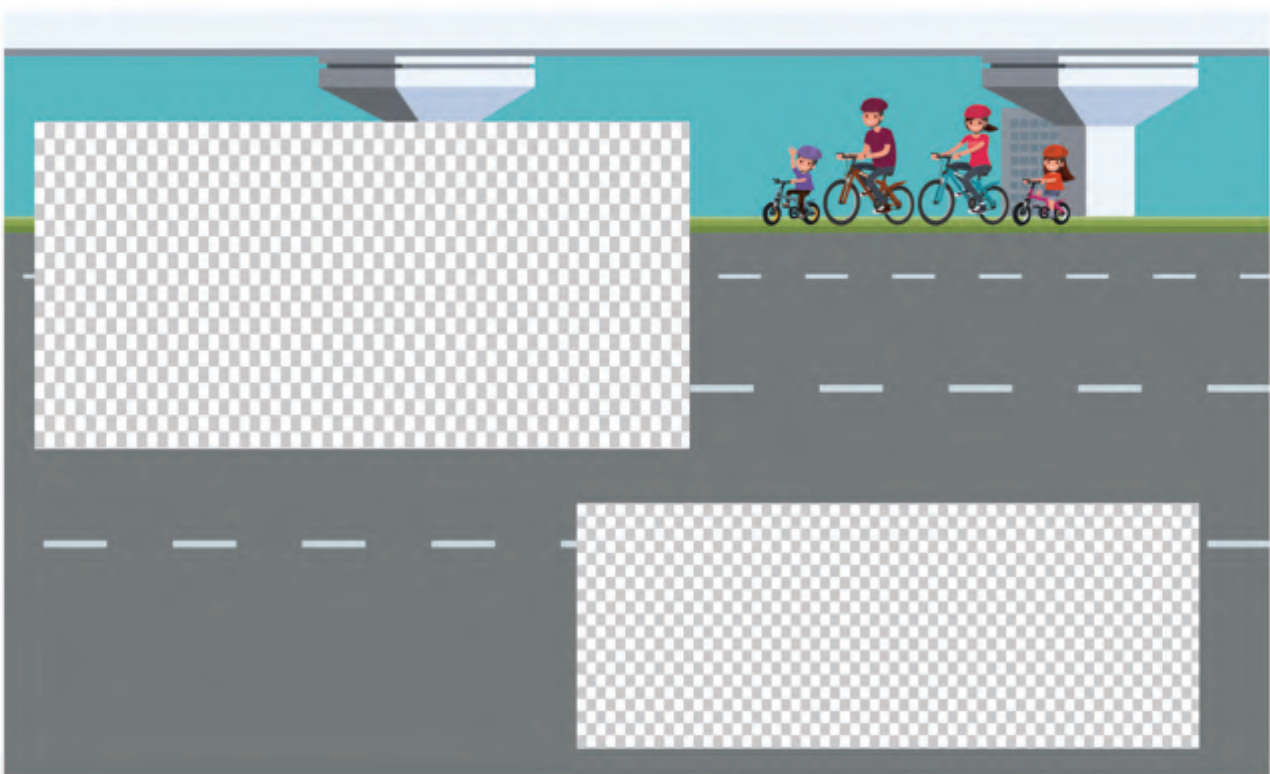
3 Trace, write and say.



Name: Date:

Unit 9 Lesson 4

1 Cut, glue and say: **This is a ...**



Name: Date:

Unit 9 Lesson 4

2 Count, write and say.

1

2

3



.....

.....

.....



.....

.....

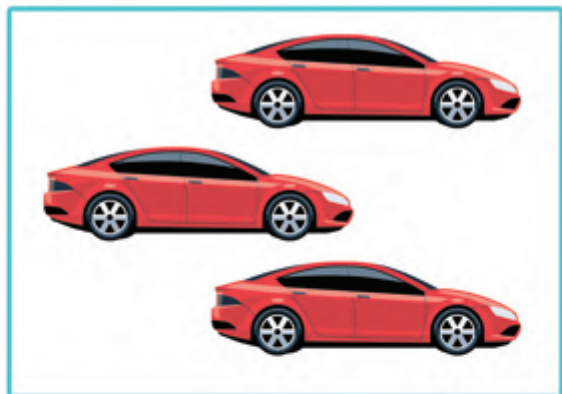
.....



.....

.....

.....



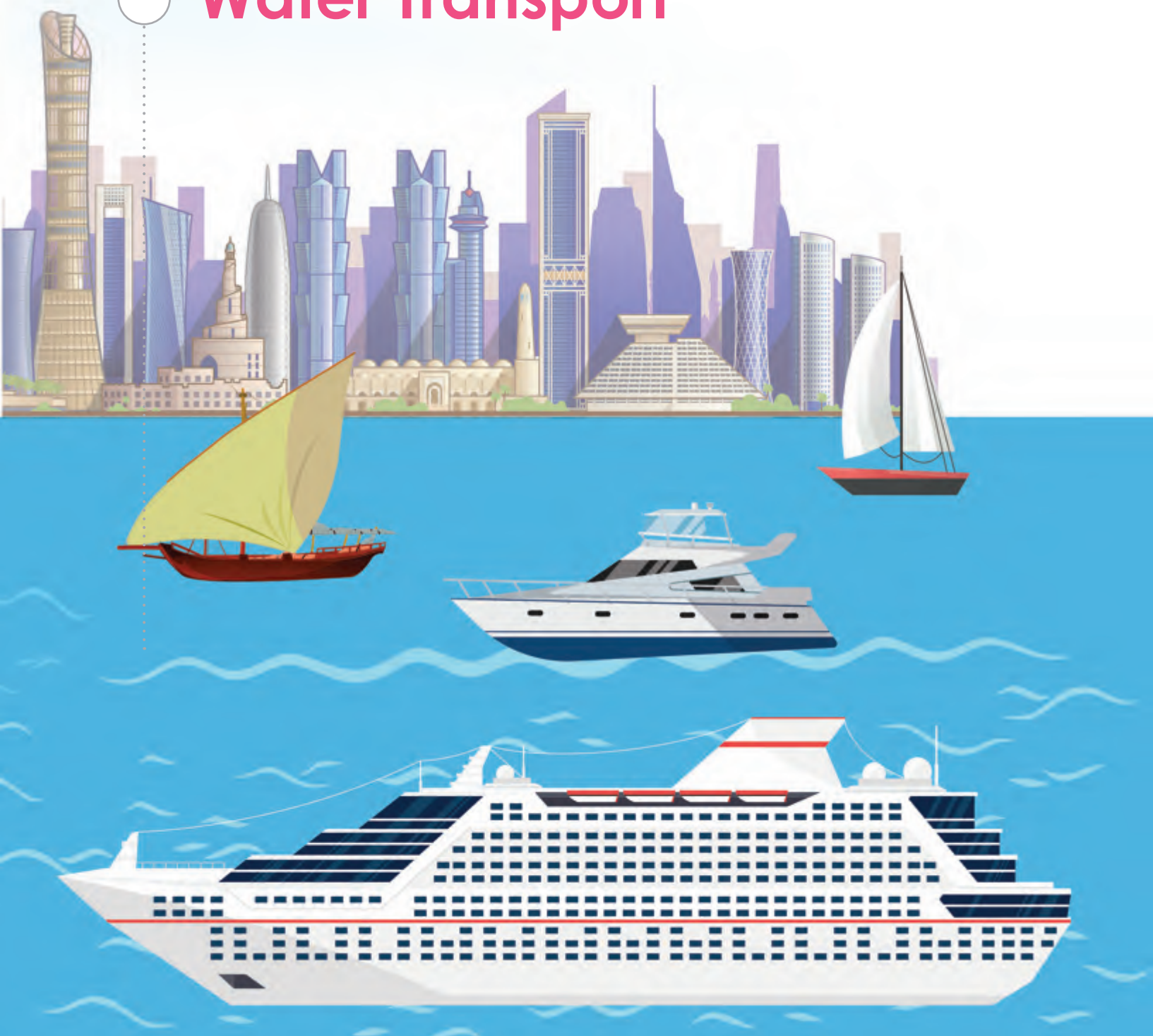
.....

.....

.....

10 Unit Ten

Water Transport



Name: Date:

Unit 10 Lesson 1

1 Listen to the story.


Katara




Dad, let's go to Katara.
I like the sea.



It is a nice boat.
Dad, can I swim with you?



Wow! I like the water. It is cool.





Look! It is a big ship.

Name: Date:

Unit 10 Lesson 1

2 Cut, glue and say.

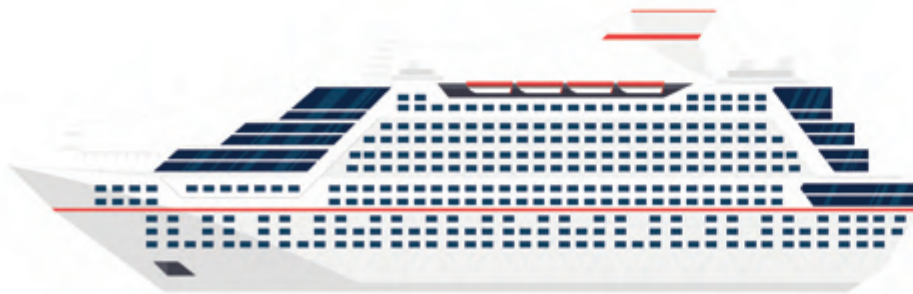


Name:

Date:

Unit 10 Lesson 2

1 Listen and say: **It is a/the ...**



Name:

Date:

Unit 10 Lesson 2

2 Listen and say.

4

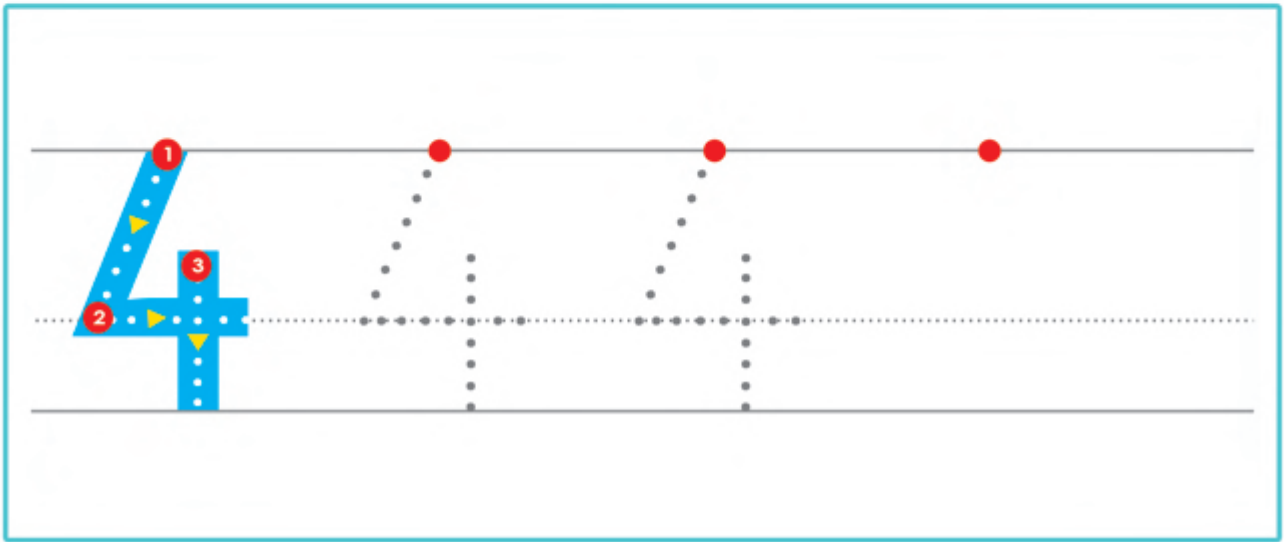


Name:

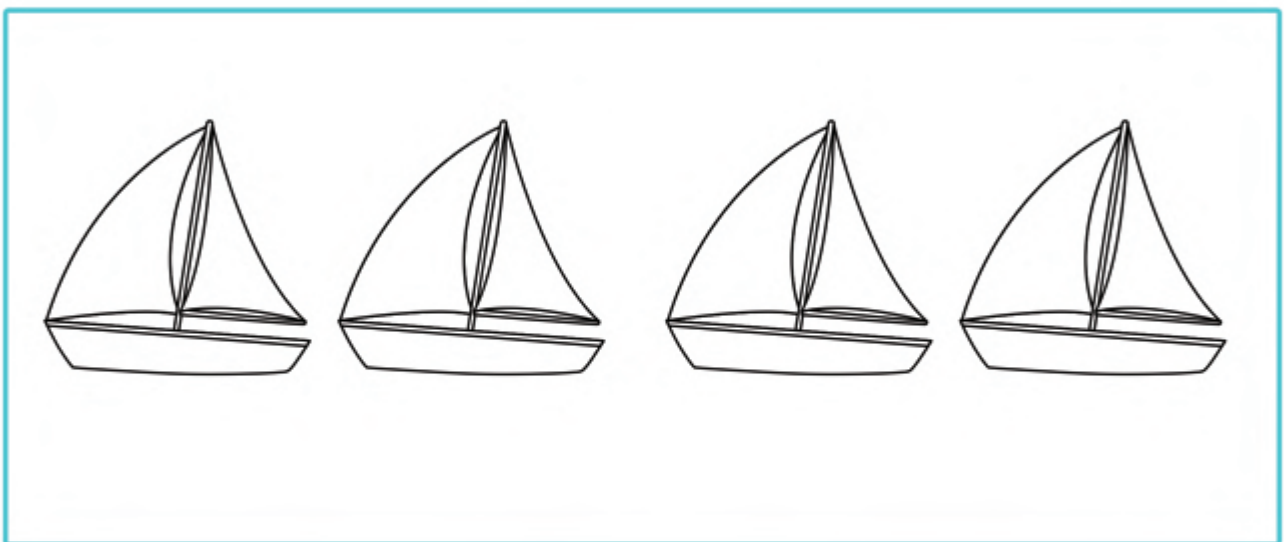
Date:

Unit 10 Lesson 2

3 Trace, write and say.



4 Count, colour and say.



Name: Date:

Unit 10 Lesson 3

1 Listen and say.

Ss



sun



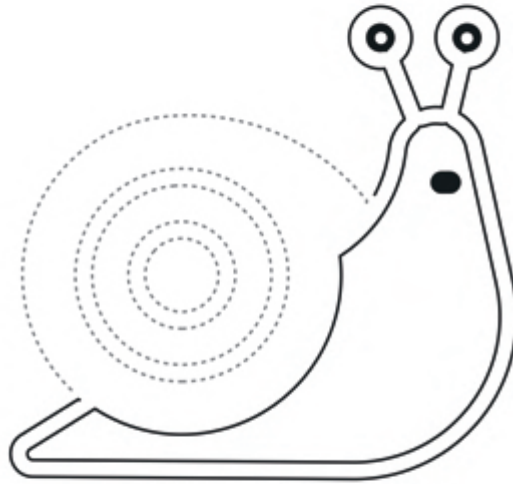
snail

Name:

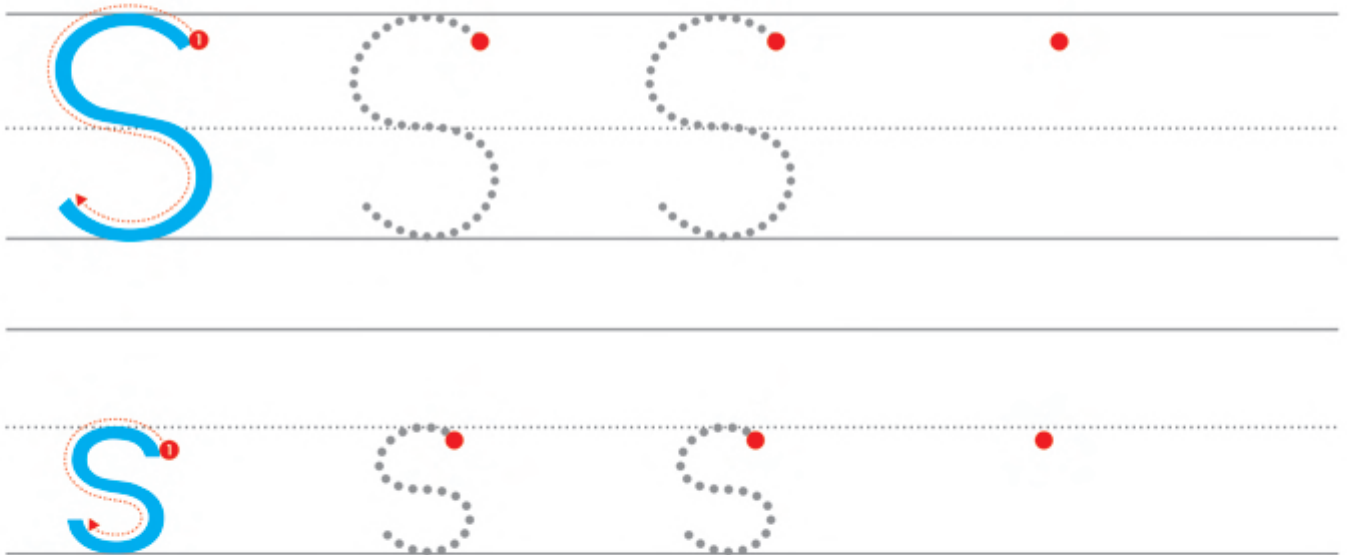
Date:

Unit 10 Lesson 3

2 Trace and say.



3 Trace, write and say.



Name:

Date:

Unit 10 Lesson 4

1 Match and say: **It is ...**



Name:

Date:


Unit 10 Lesson 4

2 Count, match and say.

4



2



3



11 Unit Eleven

Air Transport



Name:

Date:

Unit 11 Lesson 1

1 Listen to the story.

The Airport



This is the airport.



That is a helicopter.



That is a big plane!






Wow, Mum! We will fly in the sky soon.

Name:

Date:

Unit 11 Lesson 1

2 Listen, number and say.



Name: Date:

Unit 11 Lesson 2

1 Listen and say: **This / That is a ...**



Name:

Date:

Unit 11 Lesson 2

2 Count, match and say.

3



4



2



1



Name:

Date:

Unit 11 Lesson 3

1 Listen and say.

V v



van




vase

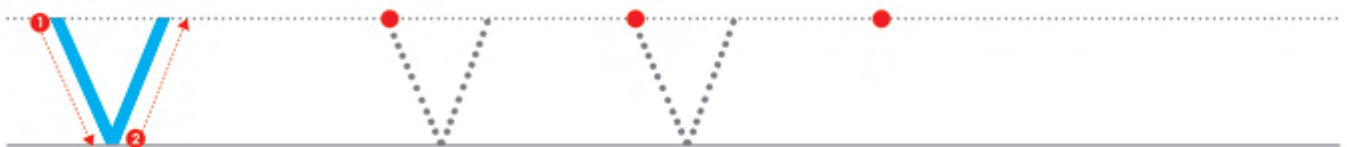
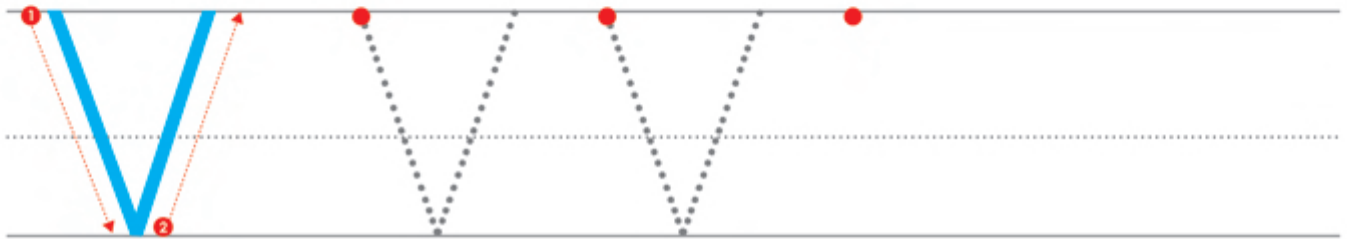
Name: Date:

Unit 11 Lesson 3

2 Colour and say.



3 Trace, write and say.



Name: Date:

Unit 11 Lesson 4

1 Cut, glue and say: **This / That is a ...**




Name:

Date:

Unit 11 Lesson 4

2 Count, trace and write.



Name:

Date:

Unit 11 Lesson 4

3 Match and say.

e



v




s



12 Unit Twelve


Road Safety



Unit 12 Lesson 1

1 Listen to the story.

Be Safe



Hello, Dad! Let's go to Aspire park.



Dad, it is red. Stop!



Look, it is yellow. Get ready!





Now, it is green. Go!

Name: Date:

Unit 12 Lesson 1

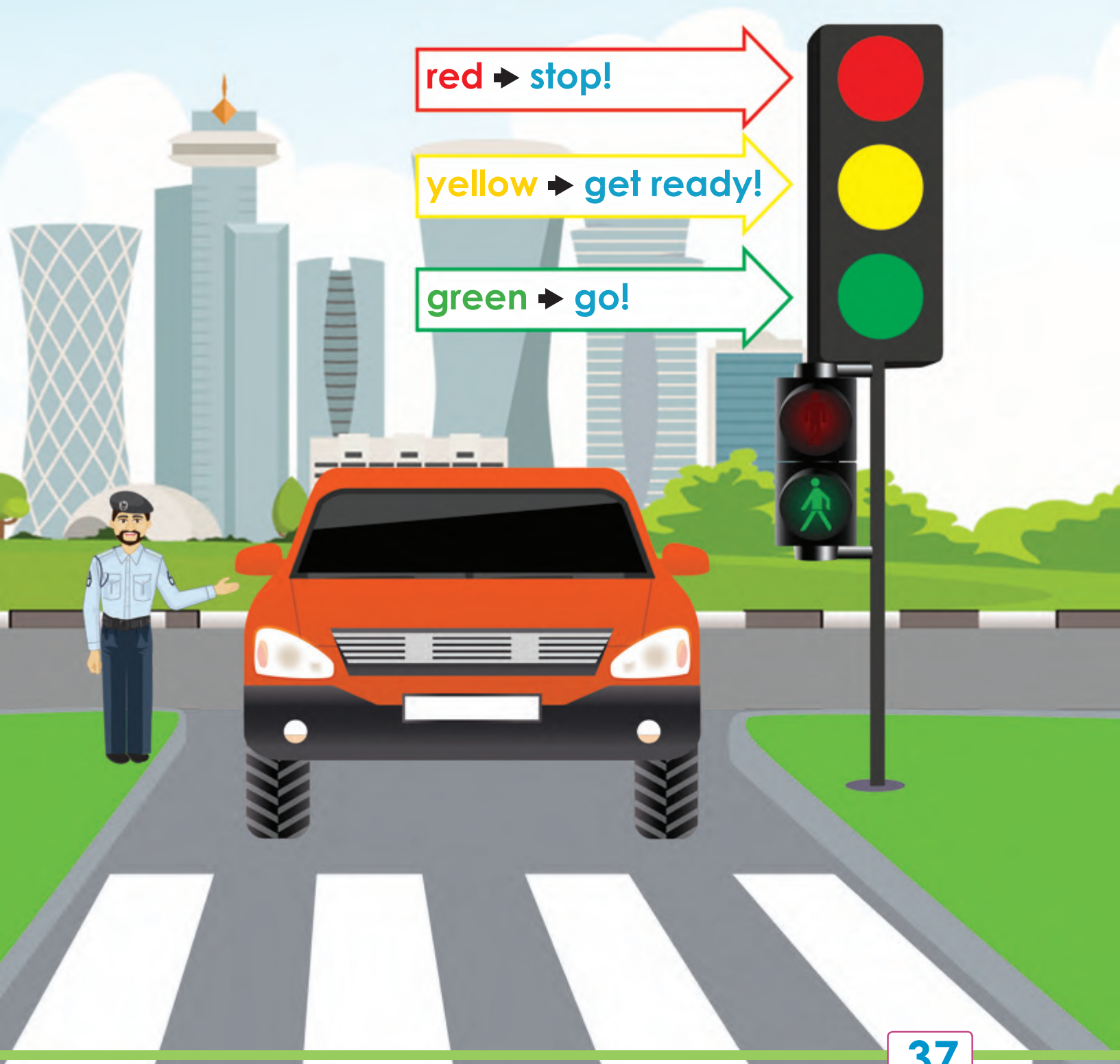
2 Listen, number and say.



Name: Date:

Unit 12 Lesson 2

1 Listen and say: **It is ...**



Name:

Date:

Unit 12 Lesson 2

2 Listen and say.

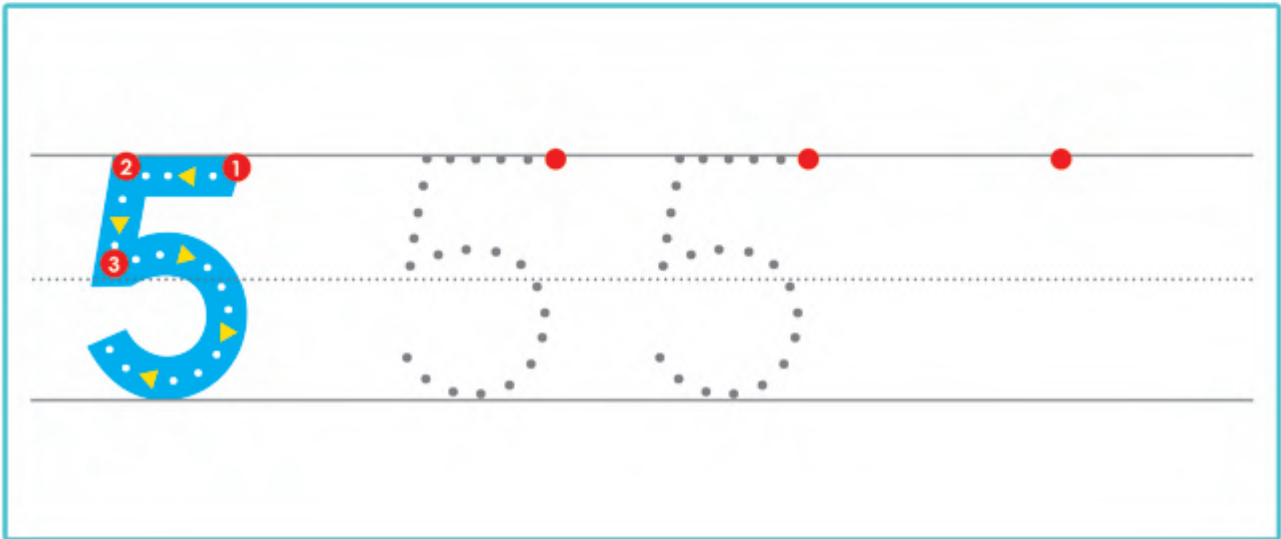
5



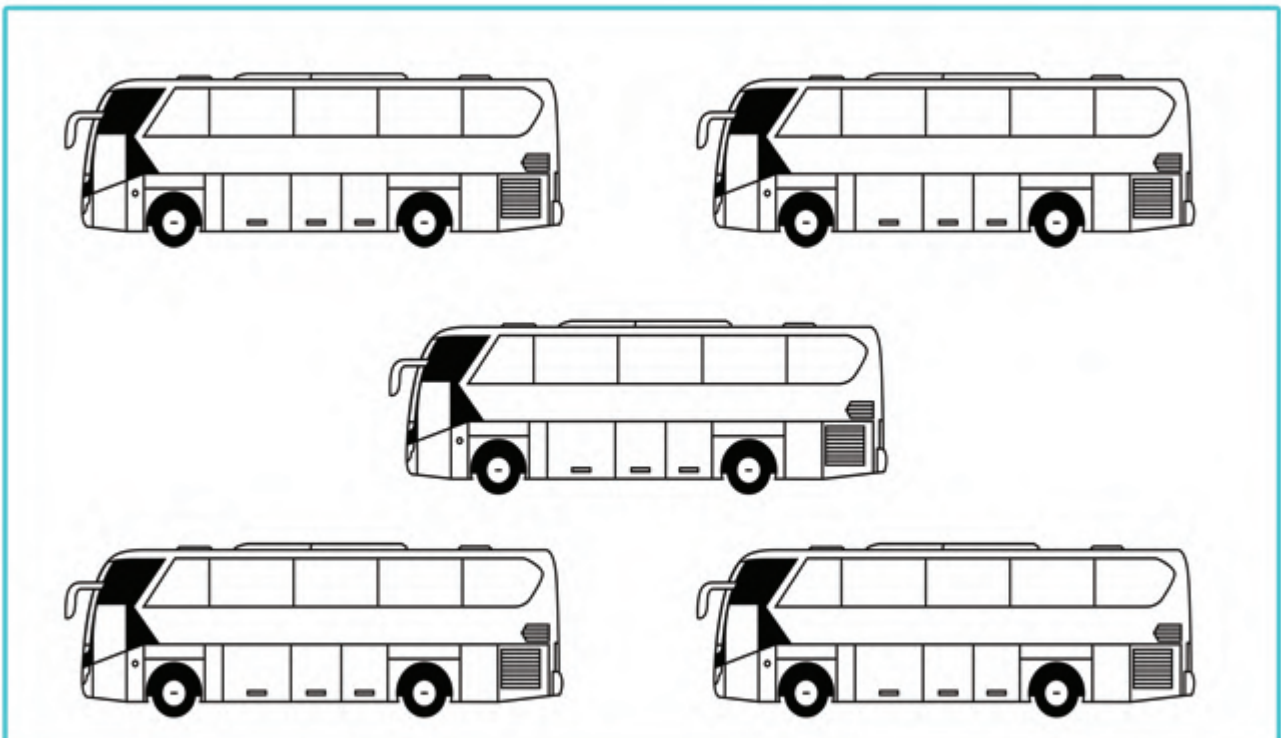
Name: Date:

Unit 12 Lesson 2

3 Trace, write and say.



4 Count, colour and say.



Name:

Date:

Unit 12 Lesson 3

1 Listen and say.

Rr



rabbit



ring

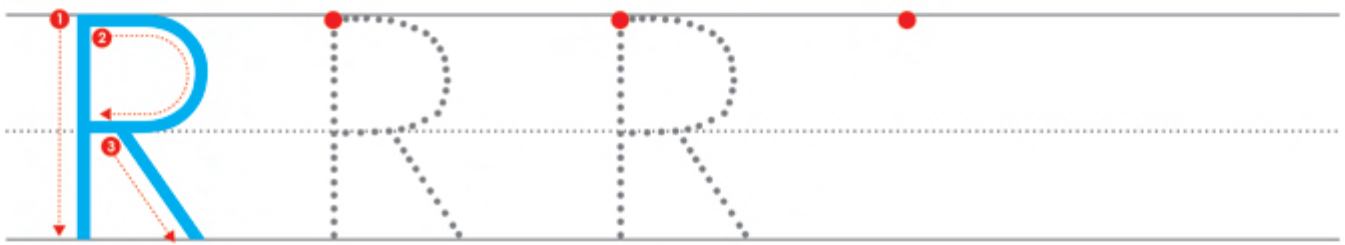
Name: Date:

Unit 12 Lesson 3

2 Colour and say.




3 Trace, write and say.



Name: Date:

Unit 12 Lesson 4





- 1 Colour and say: **It is ...**
Stop - Get ready - Go



Name: Date:

Unit 12 Lesson 4

2 Count, trace and write.



Assessment Page for KG 1 Module 3

Name: Class:

Teacher: Date:

Unit 9 Land Transport		Exceeds Expectations	Meets Expectations	Developing	Emerging	Comments
1	Listen attentively as the unit story is read aloud.					
2	Respond to simple comprehension questions.					
3	Identify the unit vocabulary.					
4	Use the structure "This is a ..." correctly.					
5	Consolidate numbers 1 - 3 in terms of counting and copying.					
6	Identify the letter "Ee" by name, sound and pictures.					
Unit 10 Water Transport						
7	Listen attentively as the unit story is read aloud.					
8	Respond to simple comprehension questions.					
9	Identify the unit vocabulary.					
10	Use the structure "It is ..." correctly.					
11	Demonstrate an understanding of number 4 by tracing and counting.					
12	Identify the letter "Ss" by name, sound and pictures.					
Unit 11 Air Transport						
13	Listen attentively as the unit story is read aloud.					
14	Respond to simple comprehension questions.					
15	Identify the unit vocabulary.					
16	Use the structure "This / That is a ..." correctly.					
17	Consolidate numbers 1 - 4 in terms of counting and copying.					
18	Identify the letter "Vv" by name, sound and pictures.					
Unit 12 Road Safety						
19	Listen attentively as the unit story is read aloud.					
20	Respond to simple comprehension questions.					
21	Identify the unit vocabulary.					
22	Use the structure "It is ..." correctly.					
23	Demonstrate an understanding of number 5 by tracing and counting.					
24	Identify the letter "Rr" by name, sound and pictures.					
Social Communication						
25	Interact with peers.					
26	Interact with adults.					
27	Participate in group activities.					
28	Express feelings.					
29	Take turns.					
30	Ask for help.					