



UNITED ARAB EMIRATES
MINISTRY OF EDUCATION



2019-2020

Bridge to Success

Activity Book - EN 1.2

Book **2**



Bridge to Success

English Language

Activity book

Grade 02

Volume 3

1440- 1441 A.H. /2019- 2020 A.D.

CAMBRIDGE
UNIVERSITY PRESS

University Printing House, Cambridge CB2 8BS, United Kingdom

Cambridge University Press is part of the University of Cambridge.

It furthers the University's mission by disseminating knowledge in the pursuit of education, learning and research at the highest international levels of excellence.

© Cambridge University Press and United Arab Emirates Ministry of Education 2018

This publication is in copyright. Subject to statutory exception and to the provisions of relevant collective licensing agreements, no reproduction of any part may take place without the written permission of Cambridge University Press.

First published 2018

Printed in the United Arab Emirates

Grade 2 Activity Book

Cambridge University Press has no responsibility for the persistence or accuracy of URLs for external or third-party internet websites referred to in this publication, and does not guarantee that any content on such websites is, or will remain, accurate or appropriate.

Welcome to *Bridge to Success*

Bridge to Success is a twelve-grade course for learners of English as a second language (ESL). The twelve grades range from the beginning of cycle 1 to the end of cycle 3.

Bridge to Success Grade 2 consists of nine thematic units of study, which include a range of activities, text types and objectives, split over three terms.



The materials reflect the following principles:

- **An Emirati focus, with an international perspective.** Specifically developed for young learners throughout the United Arab Emirates, the themes, situations and literature covered by *Bridge to Success* strive to reflect the Emirati context and encourage learners' curiosity about the wider world. This fosters respect and interest in other cultures and leads to awareness of global citizenship.
- **An enquiry-based, language-rich approach to learning.** *Bridge to Success* engages children as active, creative learners. As learners participate in a wide variety of curriculum-based activities, they simultaneously acquire content knowledge, develop critical thinking skills and practise English language and literacy. The materials incorporate a 'learning to learn' approach, helping children acquire skills and strategies that will help them approach new learning situations with confidence.

- **English for educational success.** To meet the challenges of the future, children need to develop facility with both conversational and academic English. From the earliest stage, *Bridge to Success* addresses both these competencies. *Bridge to Success* presents authentic listening and reading texts, writing tasks, and end-of-unit projects similar to those learners might encounter in English-medium and international schools.

This Activity Book provides additional support, reinforcement and practice to the Learner's Book. Comprehensive support for teachers is provided in the Teacher's Guide.

The following icons are used in this Activity Book:

-  pre-recorded listening activity
-  links to 21st Century Themes and/or Skills

We hope that you and your learners will enjoy using these materials as much as we enjoyed developing them for you.

The *Bridge to Success* team

Table of contents

Introduction 1

Unit 1 Welcome to school

- Lesson 1** Think about it
- Lesson 2** New words
- Lesson 3** Time to practise
- Lesson 4** Find out more
- Lesson 5** Time to practise
- Lesson 6** My learning
- Lesson 7** Find out more
- Lesson 8** Letters and sounds
- Lesson 9** Say the chant
- Lesson 10** Use of English
- Lesson 11** Time to practise
- Lesson 12** My learning
- Lesson 13** Speaking
- Lesson 14** Read and answer
- Lesson 15** Think about it
- Lesson 16** Time to practise
- Lesson 17** My learning

Unit 2 Family time

- Lesson 1** Think about it
- Lesson 2** New words
- Lesson 3** Find out more
- Lesson 4** Time to practise
- Lesson 5** Use of English
- Lesson 6** My learning
- Lesson 7** Letters and sounds
- Lesson 8** Read and listen
- Lesson 9** Use of English
- Lesson 10** Speaking
- Lesson 11** Say the chant
- Lesson 12** My learning
- Lesson 13** Read and answer
- Lesson 14** Read
- Lesson 15** Think about it
- Lesson 16** Find out more
- Lesson 17** Speaking
- Lesson 18** My learning

Unit 3 Fun and games

- Lesson 1 Think about it
- Lesson 2 New words
- Lesson 3 Time to practise
- Lesson 4 Find out more
- Lesson 5 Find out more 2
- Lesson 6 My learning
- Lesson 7 Letters and sounds
- Lesson 8 Read and listen
- Lesson 9 Use of English
- Lesson 10 Find out more
- Lesson 11 Say the chant
- Lesson 12 My learning
- Lesson 13 Read
- Lesson 14 Think about it
- Lesson 15 Letters and sounds
- Lesson 16 Speaking
- Lesson 17 My learning

Unit 4 Making things

- Lesson 1 Think about it
- Lesson 2 New words
- Lesson 3 Time to practise
- Lesson 4 Find out more
- Lesson 5 Time to practise
- Lesson 6 My learning
- Lesson 7 Time to practise
- Lesson 8 Letters and sounds
- Lesson 9 Read and listen
- Lesson 10 Use of English
- Lesson 11 Say the chant

- Lesson 12 My learning
- Lesson 13 Time to practise
- Lesson 14 Read
- Lesson 15 Think about it
- Lesson 16 Speaking
- Lesson 17 My learning
- Lesson 18 Letters and sounds

Unit 5 On the farm

- Lesson 1 Think about it
- Lesson 2 New words
- Lesson 3 Find out more
- Lesson 4 Find out more 2
- Lesson 5 Time to practise
- Lesson 6 My learning
- Lesson 7 Letters and sounds
- Lesson 8 Read and listen
- Lesson 9 Use of English
- Lesson 10 Find out more
- Lesson 11 Find out more 2
- Lesson 12 My learning
- Lesson 13 Read and answer
- Lesson 14 Think about it
- Lesson 15 Time to practise
- Lesson 16 Letters and sounds
- Lesson 17 My learning

Unit 6 My five senses

- Lesson 1** Think about it
- Lesson 2** New words
- Lesson 3** Find out more
- Lesson 4** Time to practise
- Lesson 5** Find out more
- Lesson 6** My learning
- Lesson 7** Find out more
- Lesson 8** Find out more 2
- Lesson 9** Letters and sounds
- Lesson 10** Read and listen
- Lesson 11** Letters and sounds
- Lesson 12** My learning
- Lesson 13** Read and listen
- Lesson 14** Think about it
- Lesson 15** Think about it 2
- Lesson 16** Letters and sounds
- Lesson 17** My learning
- Lesson 18** Letters and sounds

Unit 7 Let's go!

- Lesson 1** Think about it
- Lesson 2** New words
- Lesson 3** Find out more
- Lesson 4** Find out more 2
- Lesson 5** Letters and sounds
- Lesson 6** My learning
- Lesson 7** Letters and sounds
- Lesson 8** Read and listen
- Lesson 9** Use of English
- Lesson 10** Time to chant
- Lesson 11** Speaking
- Lesson 12** My learning
- Lesson 13** Read and answer
- Lesson 14** Find out more
- Lesson 15** Time to practise
- Lesson 16** Read and listen
- Lesson 17** My learning

Unit 8 Wonderful water

Lesson 1	Think about it	127
Lesson 2	New words	128
Lesson 3	New words	129
Lesson 4	Find out more	130
Lesson 5	New words	131
Lesson 6	My learning	132
Lesson 7	Find out more	133
Lesson 8	Think about it	134
Lesson 9	Think about it	135
Lesson 10	Letters and sounds	136
Lesson 11	Read and listen	137
Lesson 12	My learning	138
Lesson 13	Use of English	139
Lesson 14	Say a chant	140
Lesson 15	Read and answer	141
Lesson 16	Think about it	142
Lesson 17	My learning	143
Lesson 18	Letters and sounds	144

Unit 9 City places

Lesson 1	Think about it	145
Lesson 2	New words	146
Lesson 3	Find out more	147
Lesson 4	Say a chant	148
Lesson 5	Find out more	149
Lesson 6	My learning	150
Lesson 7	Letters and sounds	151
Lesson 8	Think about it	152
Lesson 9	Letters and sounds	153
Lesson 10	Use of English	154
Lesson 11	Speaking	155
Lesson 12	My learning	156
Lesson 13	Letters and sounds	157
Lesson 14	Read and answer	158
Lesson 15	Read and answer	159
Lesson 16	Think about it	160
Lesson 17	My learning	161



Wonderful water

Lesson 1 Think about it Why is water important?

1 Write a rainy day poem

Choose words from the Word box.

Word box



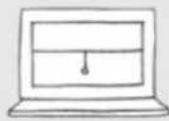
cars



flowers



garden



window



pond



umbrellas


Rain on the _____.

Rain on the tree.

Rain on the _____.

And rain on me!


Draw a picture of your poem.



2 Look and match

Match the word with the picture.

1 windy 2 rainy 3 puddle 4 umbrella 5 rain hat 6 raincoat




Lesson 2 New words

1 What's the weather like?

Look at the pictures. Write the letters in the correct order to make the words.

1




y d n i w _ _ _ _ _

2



y r a i n _ _ _ _ _

3



n n y s u _ _ _ _ _

4



o w y s n _ _ _ _ _

I can talk about the weather.

☺ yes

☺ sometimes

☹ not yet

Lesson 3 New words

1 Days of the week

Write the missing days.

Sunday

Monday

Wednesday

Friday

What do you do on Monday?

On Monday, I _____.

What do you do on Thursday?



Monday



Thursday

2 What do you do on Saturday?

What do you do when it's windy and when it's hot?

Complete the sentences.

When it's windy, I _____.

When it's hot, I _____.

Lesson 4 Find out more

1 Read and complete

What word is missing?
Complete the sentences with
a word from the Word box.

Word box

is was

SUN	MON	TUES	WEDS	THURS	FRI	SAT
				Today		

What _____ the weather
like on Wednesday?

It _____ cold.

2 Look and answer

Look at the pictures and answer the questions. Use the Word box.

Word box

school rainy was cold sunny rainy hot park



1 Yesterday, I was at _____. It was _____ and _____.

2 Yesterday, I _____ at the _____. It was _____ and _____.

I can talk about the past using was.

😊 yes

😐 sometimes

☹ not yet

Lesson 5 New words

1 Put in order

Write the missing months.

January,

_____,

March, April, May,

_____, July,

_____, September, _____,

November, _____.

Word box

August June December
February October

Writing tip

Months of the year need a capital letter

January **A**pril **S**eptember

2 Questions

Read and answer the questions.

1 What's the weather like in May?

In May, _____.

2 What do you do in August?

In August, _____.

Lesson 6 My learning

1 Missing vowels

Complete the words with a letter from the Word box.

Word box

a e i o u

- 1 cl ___ udy 3 sn ___ wy 5 ___ mbr ___ lla
2 M ___ rch 4 r ___ in 6 Tu ___ sd ___ y

2 Odd one out

Circle the odd word.

- 1 January Wednesday May 4 Monday June Friday
2 rain sunny snowy 5 tree house windy
3 hot Thursday cold

3 Unscramble the sentences

Put the words in the correct order.

- 1 was / rainy / It It was rainy .
2 Saturday. / it / Today / is _____ .
2 a raincoat. / wearing / I'm _____ .

I can talk about the weather, days of the week and months of the year.

😊 yes 😐 sometimes ☹ not yet

I can talk about the past.

😊 yes 😐 sometimes ☹ not yet

Lesson 7 Find out more Facts about water

1 Watery words!

Find these words in the Word snake. Circle the words.



rain



snow



river



lake



water

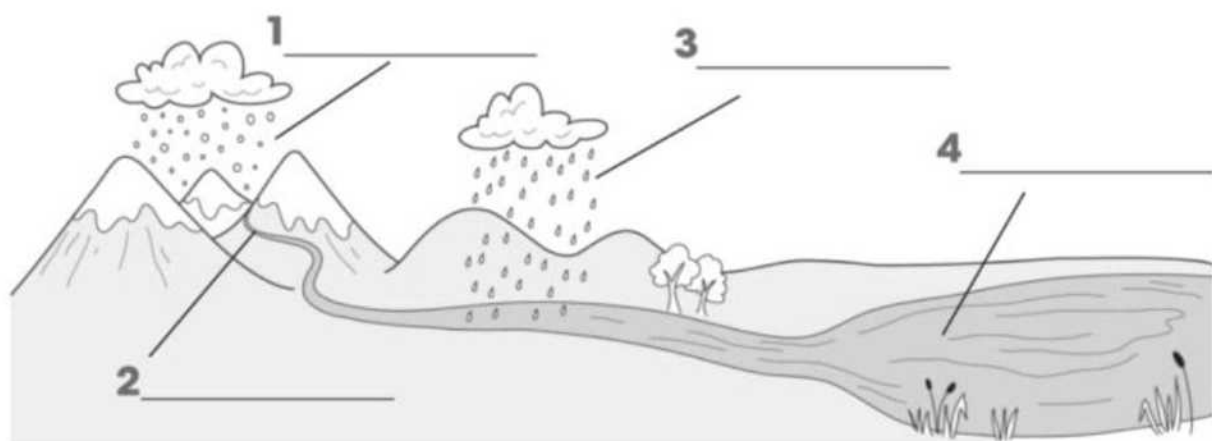


drink



2 Label the picture

Write the words on the lines. Use the words in the Word snake.



3 Over to you

Answer the questions with **Yes, there is.** or **No, there isn't.**

1 Is there rain where you live? _____

2 Is there snow where you live? _____

3 Is there a river or lake near your house? _____

Lesson 8 Think about it

1 Living things

Animals and plants are living things. Circle the pictures of living things.



rock



turtle



boots




apple tree



rabbit

2 Draw and write

Draw pictures of two more living things. Write the words under the pictures.



I can say why plants, animals and people need water.

😊 yes

😐 sometimes

😞 not yet

Lesson 9 Think about it

1 How do we use water?

Finish the two sentences. The Word box will give you some ideas.


Word box



tea



rice



clothes



bowls

1 We use water to wash _____.

2 We use water to make _____.

2 We need water!

Water is important. What's wrong in this picture? Circle it.

How are they using water? Write three sentences.



1 _____

2 _____

3 _____

Lesson 10 Letters and sounds

Long a spellings ai and ay

1 Rhyming words

Write the rhyming words.



★ Challenge

Write a sentence with two of the words above. Draw a picture.



Lesson 11 Read and listen

1 Please stay and play

Think about the story in the Learner's Book on page 171.

Look at the picture and answer the questions. **Circle** the answers.

1 What's the weather like?

sunny rainy

2 How many frogs are in the story?

three two

3 What colour are the ducks?

green white

4 Who says goodbye to Little Snail?

the ducks and the frogs the big snails

5 Who can play all day?

the ducks and the frogs the big snails



2 Read and write

Use a word from the Word box to complete the sentences.

Word box

say rainy hooray
away play

1 It is _____.

2 The little frogs _____ goodbye.

3 The white ducks have to go _____.

4 The big snails can stay and _____.

5 Little Snail is happy and says _____.

Lesson 12 My learning

1 Read and draw

Follow the instructions.

Circle the words with **ai**. Underline the words with **ay**.

The goose is painting. Colour the paint pot blue.


There is a turtle in the sea. Draw the turtle.

Draw a snail next to the goose. Colour the snail green.

It's a sunny day. Draw the sun.

One rabbit is playing with a ball. Draw the ball.

One rabbit is drinking water. Draw the water.



I can understand words with long a spellings.

yes sometimes not yet







I can talk about why we need water.

yes sometimes not yet

Lesson 13 Use of English Things that float

1 Does it float?

Some things float. Some things don't float. Put each thing in water. Does it float? Put a tick ✓ in the chart.

Does it float?	Yes, it does.	No, it doesn't.
pencil 		
paper 		
elastic band 		
ruler 		
leaf 		
paper clip 		

2 Write about it

What floats? Choose two things. Write a sentence about each.

1 _____

2 _____

What doesn't float? Choose two things. Write a sentence about each.

1 _____

2 _____

I can ask and answer questions about which things float.

😊 yes


😐 sometimes


😞 not yet


Lesson 14 Say a chant


1 Row, row, row your boat

Write the missing letters.

1  _____

2 _____ 

3  _____

4 _____ 

2 Don't forget!

Look at the picture. The girl forgot something. Choose one thing from the Word box and draw it in Mum's hand.

What is Mum saying? Write the words in the speech bubble.

Word box

 ball	 umbrella
 boots	 teddy

Don't forget

_____!



Yes, Mum!

Lesson 15 Read and answer

1 The fish with no name

What happens? Read and put the pictures in the correct order.
Write the numbers 1-6 in the boxes.



Friendly Fish is a nice name for you!




Happy Fish is a nice name for you!



Clever Fish is a nice name for you!



Polite Fish is a nice name for you!



Helpful Fish is a nice name for you!



Kind Fish is a nice name for you!

Lesson 16 Think about it

1 Commas

Put the comma in the correct place in these sentences. Then read them out loud.

Hello Little Fish.

Thank you Purple Fish.


Writing tip

We use a comma (,) in a greeting.

Hello, Dolphin.

2 What do the fish and dolphin say?

Write a sentence with an exclamation mark in each speech bubble.



I can say good things about people.

😊 yes

😐 sometimes

☹️ not yet

Lesson 17 My learning

1 Which word?

Complete the sentences with a word from the Word box.

Word box

stream boat
floats happy
sunny was



The little girl is in a _____.

The boat is in the _____.

The boat _____.

It _____ rainy. Now it's _____.

The girl is _____.

I can ask and answer questions about which things float.

😊 yes 😐 sometimes ☹ not yet

I can say good things about people.

😊 yes 😐 sometimes ☹ not yet

I can use punctuation in sentences.

😊 yes 😐 sometimes ☹ not yet

Lesson 18 Letters and sounds

Long **a** sound (**ate** and **ake**)

1 ake and ate endings

Write the rhyming words.

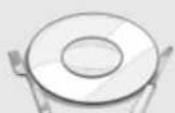
Word box



date



cake



plate



lake



snake



rake



gate

ate		ake	
_____	_____	_____	_____
_____	_____	_____	_____
_____	_____	_____	_____

★ Challenge

Write one more word with **ake** and one with **ate**.

2 Write and draw

Write a sentence with two words from the Word box in Activity 1. Then draw a picture.



I can read and write words ending in ake and ate.

😊 yes

😐 sometimes

😞 not yet

Unit
9


City places

Lesson 1 Think about it

What can you see, hear and do in a city?

1 Read, draw and colour

Follow the instructions under the picture.



The traffic lights say STOP! Colour the light on top red. A car and a bicycle stop at the traffic lights. Draw the car and the bicycle. Colour the car green and the bicycle blue. Two girls are walking. Draw the girls. A boy is kicking a ball next to the tree. Draw the boy.

Lesson 2 New words

1 What can you hear and see in a city?

Look at the picture. What can you see? What can you hear?

Write sentences about it.



In this city, I can see _____

I can hear _____

I can name things in a city.

😊 yes

😊 sometimes

😞 not yet

Lesson 3 Find out more City living

1 City places

Look at the pictures. Write the letters in the correct order.

1



p r a k _ _ _ _

2



d r o a _ _ _ _

3



o z o _ _ _ _

2 Places near your home

Which of the places above are near your home? Write the words.

★ Challenge

Can you write two more places that are near your home?

I can name things in a city.

😊 yes

😊 sometimes

☹ not yet

Lesson 4 Say a chant

1 Let's buy an ice cream!

Look at the picture. The ice cream seller and the girl are talking. Write the missing words on the lines. They are in the Word box. Write your favourite flavour in the grey box.

Word box

small	Thank you
like	Yes
please	



: Hello! Would you _____ an ice cream?



: _____, please!

I'd like a ice cream.



: Big or _____?



: Big, _____.



: Here you are.



: _____!



Lesson 5 Find out more

1 Read and circle

Circle the correct word in the sentence. Then draw a picture.

1 There is a swimming pool but / or there isn't a tree.

2 There is a house but / or there isn't a school.

3 There isn't a library but / or a mosque.



Writing tip

We use a comma (,) to separate words in a list.

A cat, a rabbit, a cow.

★ Challenge

Complete the sentence with commas.

There is a school a park a mosque and a library near my home.

.....

2 Think and write

Write two sentences about where you live.

1 There is a _____ but there isn't a _____.

2 There isn't a _____ or a _____.

I can use commas.

😊 yes 😐 sometimes ☹️ not yet

I can say sentences with but and or.

😊 yes 😐 sometimes ☹️ not yet


Lesson 6 My learning

1 Write and say

Complete the words. Then cover and say the words.


1  s w _ _ m i n g p _ _ l

2  l _ _ r a r y

3  b _ _ e r y

4  s _ _ p

5  p _ _ k

6  m _ _ q u e

I can say, read and write the names of things in a city.

😊 yes

😐 sometimes

😞 not yet

Lesson 7 Letters and sounds -y endings

1 How many syllables?

Say each word. Clap the syllables. Write 1, 2 or 3 next to the words.



baby



bakery



city



cry



fly

★ Challenge

Look at these words from the chant My city.

Circle three words with the letter **y**.

My city

Ajman is a city – yes it is!

Write the words here: _____

Say the words. Is **y** the same or a different sound? Circle **same** or **different**.

I can read and write words that end in -y.

😊 yes

😐 sometimes

😞 not yet

Lesson 8 Think about it

1 Opposites crossword

Read the clues and look at the pictures. Write the answers in the crossword puzzle. All the answers are in the Word box.

Word box

big bad hot down stop noisy new happy

① → The opposite of good.

③ → The opposite of old.

⑤ → The opposite of small.

⑥ → The opposite of sad.

⑧ → The opposite of go.

② ↓ The opposite of up.

④ ↓ The opposite of quiet.

⑦ ↓ The opposite of cold.

I can name opposites.

😊 yes

😐 sometimes

😞 not yet

Lesson 9 Letters and sounds **m** sound

1 Read and colour

Read and colour the words with the **m** sound to cross the river.



2 Look, say, cover and check!

Follow these steps for each word:

- 1 Read the word.
- 2 Cover the word.
- 3 Write the word.
- 4 Check the word.

moon	_____
mouth	_____
worm	_____
monkey	_____
storm	_____

I can read words that start and end with m.

☺ yes 😊 sometimes ☹ not yet

1  This or that?

Write the missing words in the sentences. Use **this** or **that**, and the opposite words from the Word box. The Language tip will help you.



This truck is small.

_____ teddy bear is happy.

_____ building is tall.

_____ car is new.



That truck is _____.

_____ teddy bear is _____.

_____ building is _____.

_____ car is _____.

Word box

big
sad

short
old

Language tip


If an object is near you, use **this**.




If an object is not so near, use **that**.



I can talk about things using this and that.

 yes

 sometimes

 not yet

Lesson 11 Speaking

1 Let's go to the zoo!

Look at the pictures. Write the missing words from the Word box.

Word box



turtle



deer



elephant



panda



What's this?




This is a _____.



What are these?



_____ are _____.



What's _____?



_____.



What are _____?




_____.

Lesson 12 My learning

1 Which picture?

Read the sentences and find the correct picture.



1 I'd like a banana ice cream, please.

2 There's a bakery near my home.

3 These are flowers. That's a pond.

4 This is my teddy bear.

★ Challenge


Choose another picture from Activity 1. Write a sentence.

Lesson 13 Letters and sounds t sound

1 Look and colour

Colour the objects beginning with the t sound red.

Colour the objects ending with the t sound blue.



2 Unscramble and write

Unscramble the words and write them. Circle the t sound.

1 atc _____

2 utn _____

3 aht _____

4 ent _____

I can say, read and write words with the t sound .

☺ yes

☹ sometimes

☹ not yet

Lesson 14 Read and answer

1 Who am I?

Read and write the name of the animal. Use the Word box to help you.

Word box

lion giraffe monkey parrot kangaroo

1 I'm brown and I have a big tail. I can jump.

2 I'm blue and green. I can fly. _____

3 I have long hair, a big mouth and big teeth.

4 I have a long tail and I can climb. _____

5 I'm brown and yellow. I'm tall. _____

2 Read and match

Think about the animals at the zoo. Match the pictures to the actions.


1 I jumped.

2 I talked.

3 I walked.

4 I chewed leaves.

5 I climbed.



Lesson 15 Read and answer

1 Word search

Look at the pictures and find the words.



h	i	l	l	h	s	r	a
t	d	r	i	m	n	s	e
a	s	c	h	n	u	k	u
o	s	t	r	e	a	m	s
s	e	a	d	o	l	i	a
r	c	d	b	e	a	c	h
z	h	i	e	d	r	t	k
t	s	h	e	l	l	s	r



2 Draw and write

Choose a holiday activity. Draw a picture.

Then write a sentence about your picture.

My holiday

Lesson 16 Think about it

1 My city poem

Write your own city poem. Use the words in the Word box.

Word box

park zoo pretty noisy climb walked talked fun

I visited the city.

There is a _____ and
a _____.

In the city, I played in
the _____ and I _____.

I like the city.

It's _____ and _____.

It is fun!



I can name activities in different places.

😊 yes

😐 sometimes

😞 not yet

Lesson 17 My learning

Word box

smile camp
chew hill


1 Read and write

Read the sentences. Tick ✓ the correct pictures.

1 The girl walked. It was rainy.



2 The child visited his grandma.



Write the words.



_____ in a tent



_____ leaves



climb up a _____



I can talk about the past.

😊 yes

😐 sometimes

☹ not yet