

BBC

MUZZY[®]

ENGLISH



Exercise Book

Exercises: Part 1

Instructions

1. Write the time which is shown on the clocks.
2. Complete the sentences with one of the words provided.
3. If the sentence is correct, put a ✓, if it is wrong put a ✗.
4. Write the missing words to complete this conversation.
5. Complete the names of the food and objects in the kitchen.
6. Find the sentence which corresponds to each picture.
7. Write the names of each part of the baby's body.
8. Choose the correct sentence.

1

one two three four five six seven eight nine ten eleven twelve half past quarter to

It's quarter past three.

1. _____

2. _____

3. _____


4. _____

5. _____

2



2. Timbo _____
reads books.



1. Corvax _____
wears hats.

3. She _____
eats clocks.

always

sometimes

never



5. He _____
takes his trousers* off.

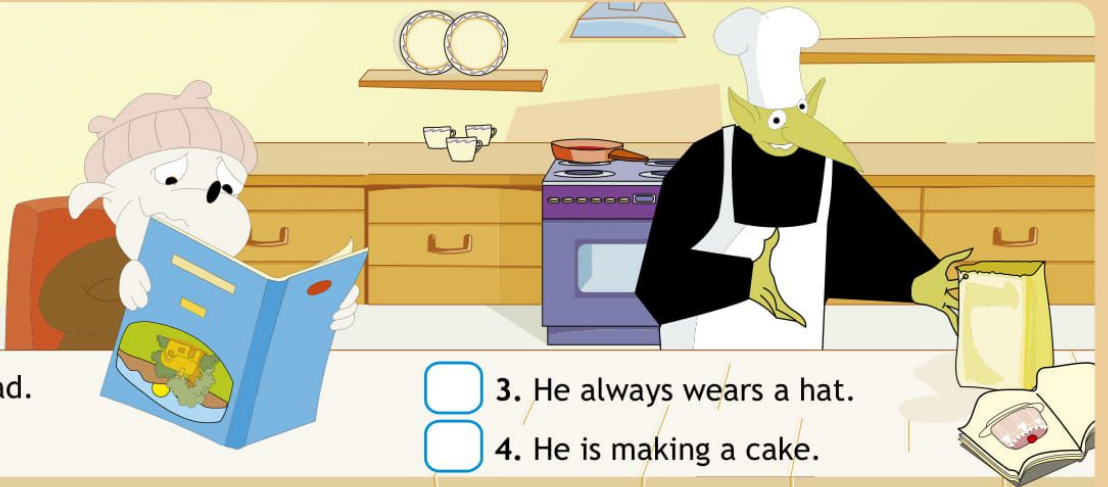


4. She _____ wears a skirt.

6. The dog _____
brings them back.

*pants

3


☐ 1. He can read.

☐ 2. He is bad.

☐ 3. He always wears a hat.

☐ 4. He is making a cake.

☐ 7. She doesn't bite.

☐ 8. She is big.

☐ 5. He eats clocks.

☐ 6. He is blue.


4

1. _____ morning!

Hello!

2. I want _____

Sorry! I haven't got any rice.

Do you want any cheese?

4. Have you _____?

No, I haven't got any eggs

3. No. I don't _____

5

1

2

3

4

8

7

5

6

9

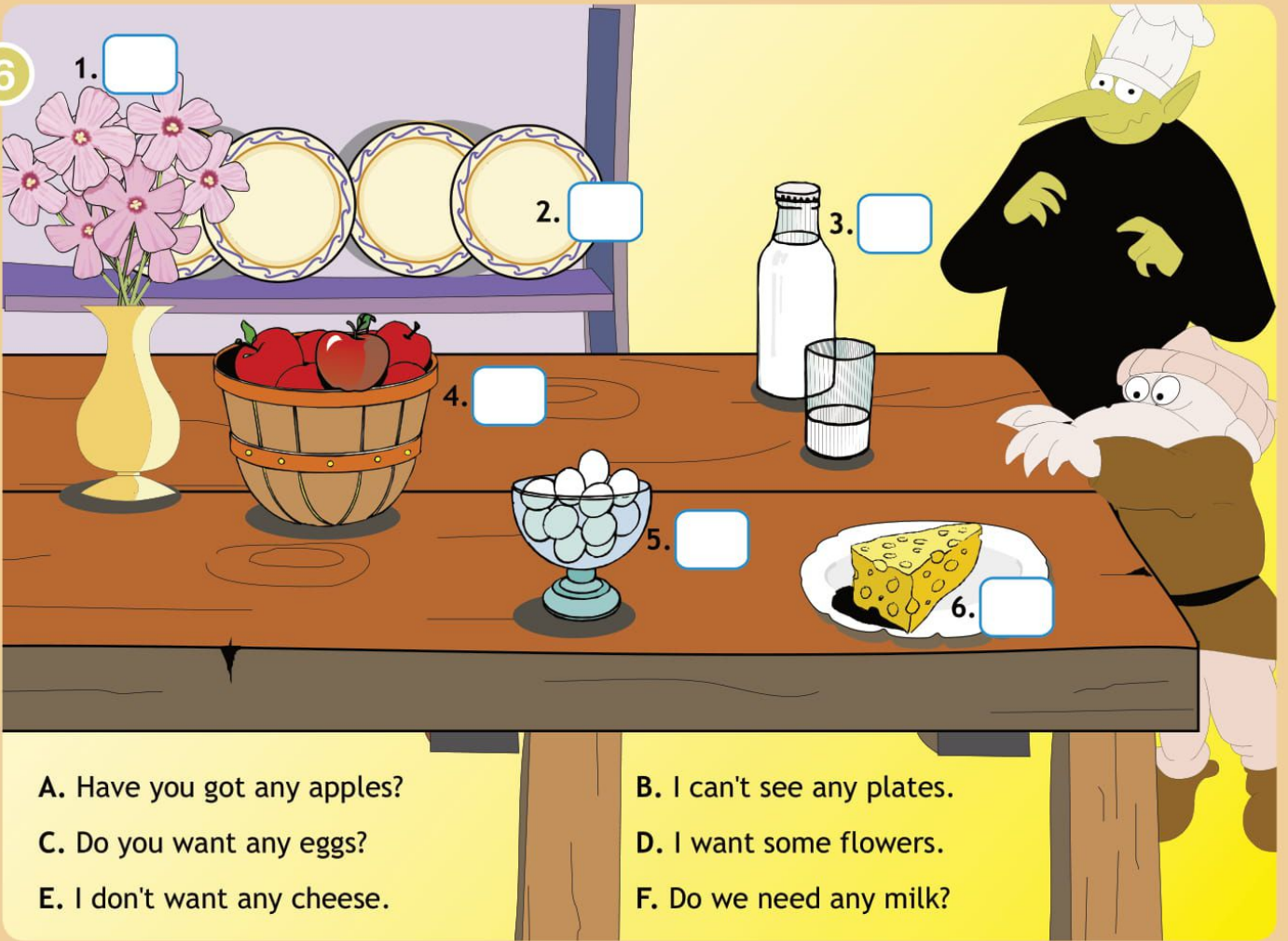
10

1. m _____ 2. c _____ 3. p _____ 4. a _____


5. e _____ 6. b _____ 7. s _____ 8. p _____

9. p _____ 10. s _____ and p _____

6



7



8



1. A. I want some flowers
B. I don't want any flowers



3. A. Corvax is invisible
B. Corvax isn't invisible



2. A. Muzzy is in his spaceship
B. Muzzy is at the palace



4. A. It's quarter past ten
B. It's quarter past eleven

Answers

1. 1. It's quarter to six.
2. It's half past four.
3. It's quarter past ten.
4. It's half past eight.
5. It's quarter to eleven.

2. 1. always
2. never
3. never
4. sometimes
5. sometimes
6. always

3. 1. X
2. ✓
3. ✓
4. ✓
5. ✓
6. X
7. X
8. X

4. 1. Good morning!
2. I want some rice.
3. No. I don't want any cheese.
4. Have you got any eggs?

5. 1. milk
2. cheese
3. plates
4. apples
5. eggs
6. butter
7. sugar
8. plums
9. peaches
10. salt and pepper

6. 1. D
2. B
3. F
4. A
5. C
6. E

7. 1. ear
2. finger
3. toe
4. eye
5. teeth

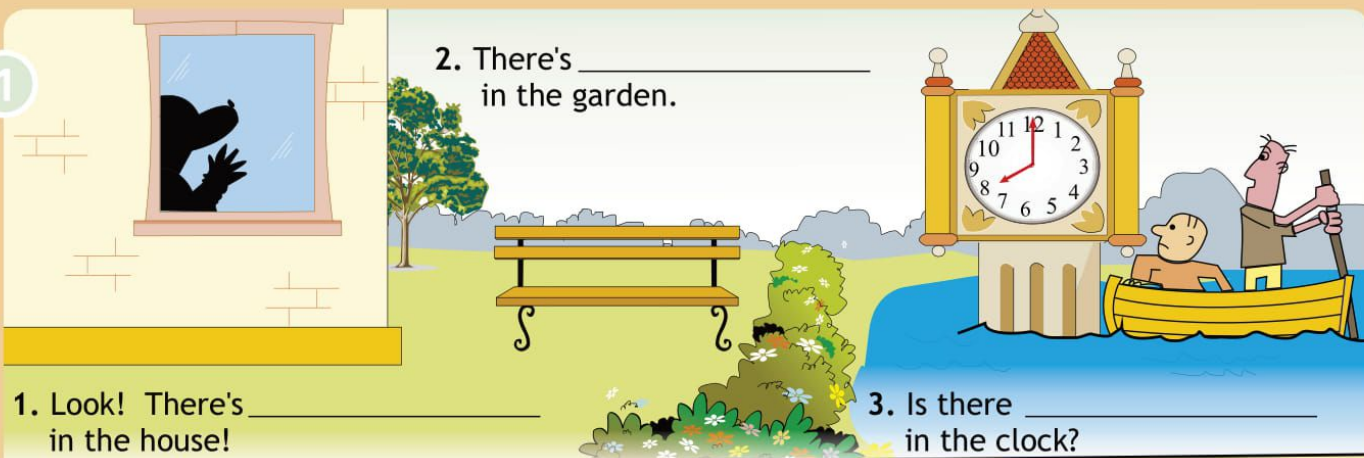
8. 1. B
2. A
3. A
4. B

Exercises: Part 2

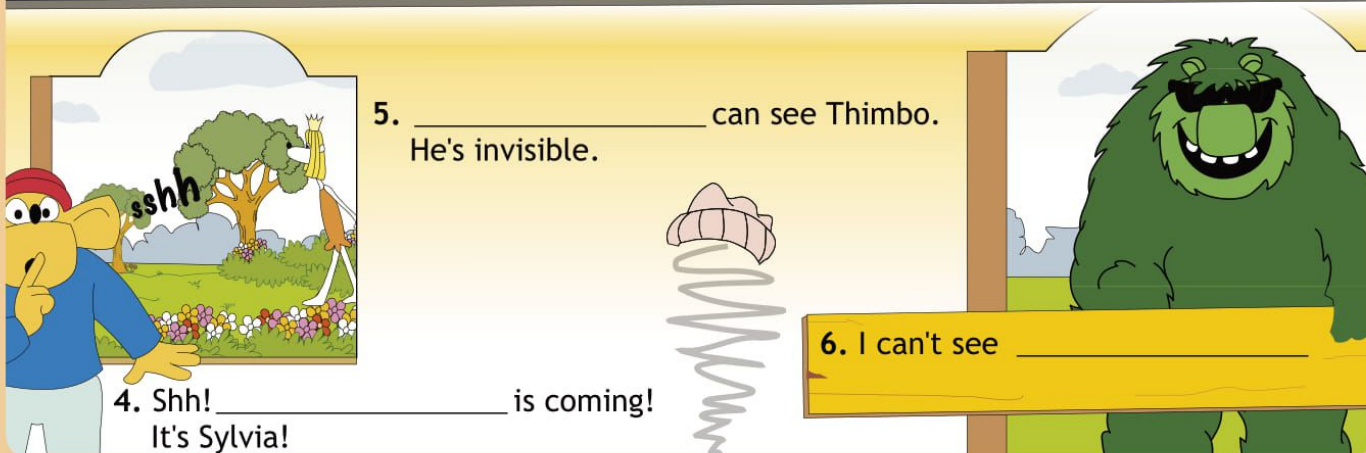
Instructions

1. Choose the correct word to complete each sentence.
2. Match the pictures and the sentences.
3. Complete the words and write them in the correct place on the picture.
4. Write the letter which corresponds to each picture.
5. Match the sentences.
6. Write the question and choose the correct answer for each picture.
7. Fill in the missing word for each picture.
8. Choose the right verb to complete the sentences.

1



someone anyone no one





2.

1.



2.



3.



4.



5.



6.

A. Take this box B. Get some plates. C. Read the book

D. Go to the kitchen. E. Do some work F. Put some roses on the cake

3.



1. _____



4. _____



6. _____

2. _____

3. _____

5. _____

7. _____

8. _____



le_onade

p_zza

ri_e

_ie

orange j_ice

cri_ps*

pean_ts

c_kes

*c_ips

4

1.



2.



3.



4.



5.



6.

7.



8.



9.



- A. a little soup
D. some clocks
G. a lot of soup

- B. a lot of coffee
E. a clock
H. lots of plums

- C. a plum
F. lots of clocks
I. a little coffee



5

1. Would you like some peanuts?

2. How many?

3. Have some cheese.

4. Do you eat clocks?

5. How much?

6. Would you like some spaghetti?

1.

A. Just a little, please.

2.

B. Yes, I always eat clocks.

3.

C. Just two or three, please.

4.


D. No thank you. I don't eat peanuts.

5.

E. Yes, please. I love spaghetti!

6.

F. Oh, thank you, I love cheese!






6 Would you like some cake?

No, thank you. Yes, please.



1.

No, thank you. Yes, please.



2.

No, thank you. Yes, please.

3.

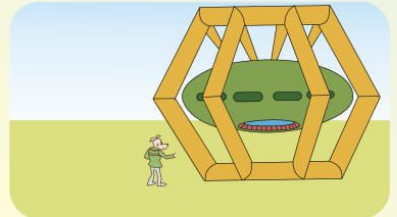
No, thank you. Yes, please.

7

We looked in..... 2. the 3. the



1. the



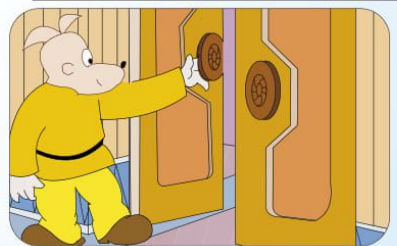
4. the

We opened.....



5. the

6. the



- 8 1. The king _____ upstairs.
went closed
2. Norman _____ at the clock.
bit looked
3. Sylvia _____ to the music
pushed listened
4. She _____ the windows.
opened went
5. Corvax _____ here but he's not here now.
closed was
6. Thimbo _____ the button and he was invisible.
pushed listened
7. Ow! Amanda _____ my finger!
bit looked
8. Muzzy _____ the door.
went closed





Answers

- 1 1. someone 4. Someone 5 1. D 4. B
2. no one 5. No one 2. C 5. A
3. anyone 6. anyone 3. F 6. E
- 2 1. F 4. C 6 1. Would you like some clocks?
2. D No, thank you.
3. E 5. B 2. Would you like some plums?
6. A No, thank you.
- 3 1. cakes 5. pie 3. Would you like some cheese?
2. crisps* 6. orange juice Yes, please.
3. lemonade 7. peanuts
4. pizza 8. rice
*chips
- 4 1. B 4. I 7. G
2. D 5. F 8. E
3. H 6. C 9. A
- 7 1. garden 4. spaceship
2. bedroom(s) 5. windows
3. kitchen 6. doors
- 8 1. went 5. was
2. looked 6. pushed
3. listened 7. bit
4. opened 8. closed

Exercises: Part 3

Instructions

1. Find the sentence which goes with each picture.
2. Complete Corvax's story.
3. Choose the right expression for each picture.
4. Put a ✓ next to the sentences which are right and a ✗ next to the ones which are wrong.
5. Choose the right option to complete the sentences.
6. Find the sentence which goes with each picture.
7. Choose the right option to complete the sentences.
8. Write the words in the correct order to form the questions.

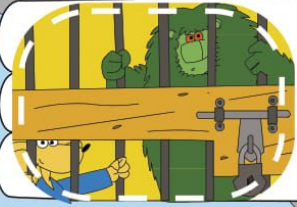


- A. Let's find Corvax and Thimbo.
B. Let's take this boat.


- C. Let's get Amanda back.
D. Let's go to the river.

2 Once upon a time...I was important.
Very important....

Bob wasn't important. He 1. the gardener.
He 2. away with Sylvia on his motorbike.
They didn't go far.



They 3. Bob away and 4. him in
prison. But Muzzy was in the prison and they
5. .




I loved Sylvia. I 6. to marry her. Then the
computer 7. lots of Sylvia's but they didn't
8. me. It was terrible!



- | | | | |
|---------|-----------|---------|------------|
| A. went | B. made | C. love | D. got out |
| E. was | F. wanted | G. put | H. took |

3



1. _____

Go straight on*

Go right

Stop

Go left

2. _____

3. _____


4. _____

*Go straight ahead

4




- ☐ 1. Thimbo and Corvax were at the party.




- ☐ 2. They went away in the King's car.




- ☐ 3. Corvax wants to be the King.



- ☐ 4. Muzzy is going right.



- ☐ 5. There's something in that tree.



- ☐ 6. The baby is happy.

5

2. Go A. left B. right





1. Corvax can't A. run B. swim

3. There's A. someone B. no one in the boat ▶



◀ 4. Amanda is Sylvia's
A. daughter B. mother

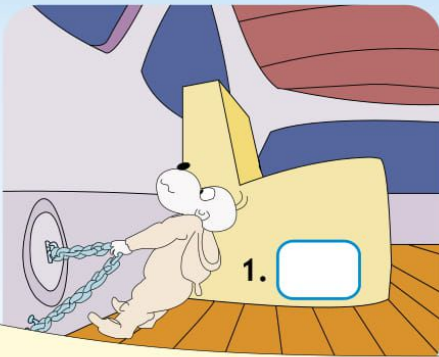


5. The computer A. made B. wanted lots of Sylvia's


6. Corvax is A. happy B. wet



6



1.



3.

2.

A. He got wet.
D. The boat sank

B. Carry the baby.
E. Let's go that way

C. She pulled the plug out!
F. Help! I can't swim!



6.

4.

5.

7



something

anything

nothing

1. I can't see _____.

2. There's _____
in this box!

3. Can you see _____
in the river?

4. There's _____
in this bag.

8

1. Sylvia love princess you did _____?
2. morning here were this you _____?
3. anything see you did _____?
4. you did what hear _____?
5. go which they way did _____?
6. baby what's doing the _____?



Answers

- | | | | |
|---|------------------------------|--|---------------------------|
| 1 1. D
2. A | 3. C
4. B | 5 1. B
2. A
3. B | 4. A
5. A
6. B |
| 2 1. E
2. A
3. H
4. G | 5. D
6. F
7. B
8. C | 6 1. C
2. D
3. F | 4. B
5. A
6. E |
| 3 1. Go left
2. Go straight on*
*ahead | 3. Go right
4. Stop | 7 1. anything.
2. something | 3. anything
4. nothing |
| 4 1. ✓
2. X
3. ✓ | 4. X
5. X
6. ✓ | 8 1. Did you love princess Sylvia?
2. Were you here this morning?
3. Did you see anything?
4. What did you hear?
5. Which way did they go?
6. What's the baby doing? | |

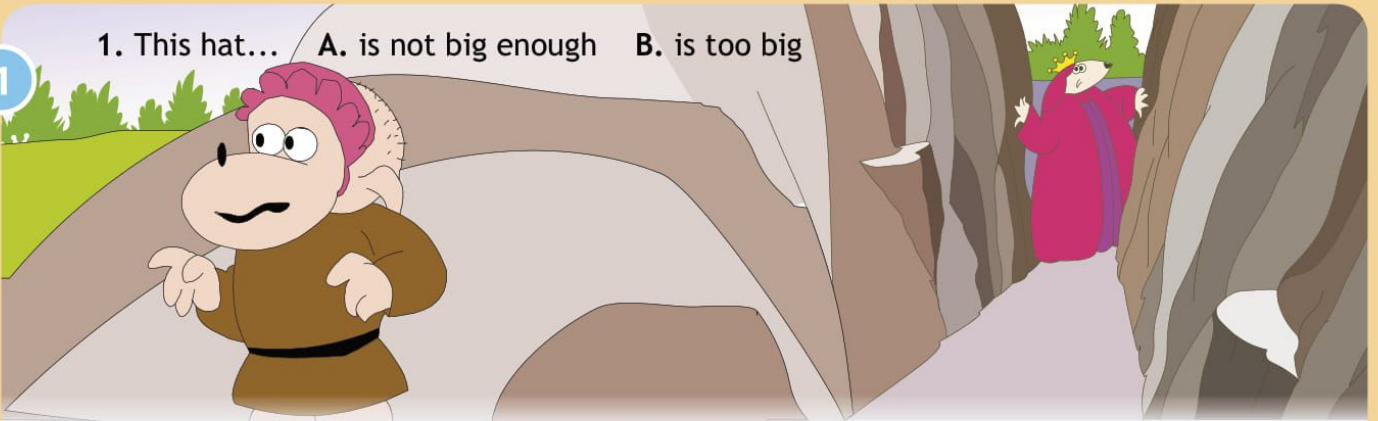
Exercises: Part 4

Instructions


1. Choose the correct option to describe the pictures.
2. Complete the crossword with words which describe the pictures.
3. Use the words given to write what the characters are going to do.
4. Choose the correct option to complete the sentences.
5. Match the questions and the answers.
6. Use the pictures to help you fill in the missing words in the directions.
7. Find the order which corresponds to each picture.
8. Replace the underlined words with the correct ones.

1


1. This hat... A. is not big enough B. is too big



2. It... A. is wide enough B. is not wide enough







3. Amanda... A. is not tall enough
B. is too tall



4. The clock... A. is not heavy enough B. is too heavy

2



3

1. _____



I'm We're
going to

2. _____



make a new clock
get some clocks for Muzzy
look in the spaceship
call the king


3. _____



4. _____



4

1. You A. must B. mustn't open it!2. They A. must B. mustn't go in there.3. She A. must B. mustn't go slower.4. She A. must B. mustn't go to bed.

5

1. How far is it?

1.

A. It's thirty five degrees.

2. What's the matter, Muzzy?

2.

B. Yes, she can.

3. Who is it?

3.

C. Eighty kilometres* an hour.

4. Can Amanda talk?

4.

D. She's with Muzzy.

5. Did you bring my black box?

5.

E. I'm not feeling well.

6. How hot is it?

6.

F. Yes, here it is.

7. How fast are we going?


7.

G. It's Bob.

8. Where's Sylvia?

8.

H. It's forty kilometres.*



*kilometers

6

• Go  1. _____ km.

• Look for three big



2. _____

on the



3. _____

• Go



4. _____

• Look for a small



5. _____

Look! There's 6. _____ !

7

1.



2.



3.



A. Open that door

B. Turn that handle

C. Put the baby down

D. Stop!

E. Go inside

F. Press that switch



4.



5.



6.