

H. Q. Mitchell – Marileni Malkogianni



TOP STARS

2b

Workbook



Academic Year 2020–2021

mm
publications

GRADE **2** SEMESTER 2



TOP STARS **2b**

Workbook

School

Name

Class

H. Q. Mitchell – Marileni Malkogianni

Academic Year 2020–2021





حضرة صاحب السمو الشيخ تميم بن حمد آل ثاني
أمير البلاد المفدى

النشيد الوطني

قَسَمًا بِمَنْ رَفَعَ السَّمَاءَ	قَسَمًا بِمَنْ نَشَرَ الضِّيَاءَ
قَطْرٌ سَتَبْقَى حُرَّةً	تَسْمُو بِرُوحِ الْأَوْفِيَاءِ
سِيرُوا عَلَى نَهْجِ الْأَلَى	وَعَلَى ضِيَاءِ الْأَنْبِيَاءِ
قَطْرٌ بِقَلْبِي سِيرَةٌ	عِزٌّ وَأَمْجَادُ الْإِبَاءِ
قَطْرُ الرَّجَالِ الْأَوَّلِينَ	حُمَاتُنَا يَوْمَ النِّدَاءِ
وَحُمَائِمُ يَوْمَ السَّلَامِ	جَوَارِحُ يَوْمِ الْفِدَاءِ

Contents

6	Places	79
7	My world.....	93
8	Every day.....	107
9	Toys and games.....	121
10	Having fun	135
	Revision Modules 6-10.....	149
	Smart moves	151
	Board Game	154

Places




SONG

1 Look and write. 

parks ~~school~~ museum



1. school



2.



3.

2 Look at activity 1. What can you see? 



There's a museum.



There's



There are

1 Look and write the missing letters. 



1

1. 2.

2



3

3. 4. 5.

5



4



2 Look and answer. 

Yes, there is. No, there isn't.



1. Is there a dinosaur?

Yes, there is.

2. Is there a parrot?

3. Is there a child?

3 Look and write. **There's There are**


1.



There's _____ a book on
the table.

2.

There are _____ two dinosaurs
in the museum.



3.



_____ five children in
the classroom.

4.



_____ a parrot on the bag.



COMIC

1 Look, read and match.



A There is a pet shop.

B There is a mall.

C There is a supermarket.

D There is a clothes shop.

2 Read, look and circle.



1. There are toy shops in the mall.
2. There are supermarkets in the mall.



1. There is a zoo in the mall.
2. There are clothes shops in the mall.



1. There is a bird in the pet shop.
2. There is a cat in the pet shop.

3 Look and write. 

~~supermarkets~~ toy shop pet shop clothes shops



1. There are supermarkets
in the mall.

2. There are
in the mall.

3. There is a _____ and a _____
in the mall.

1 Look and do the crossword.

hospital supermarket
mosque playground



2

1

m

o

s

q

u

e

1

2

4



2 Read, look and circle.

1. The hospital is **next to** / **between** the mosque.
2. The mosque is **between** / **next to** the museum and the hospital.
3. The museum is **next to** / **between** the mosque.



Social studies




1 Read and number (1-2).

1. The mosque is between the museum and the hospital.
There is a park too.
2. The pet shop is next to the stadium.
There is a supermarket and a playground too.



A



B

2 Look, choose and write.

toy shop playground mall stadium



There's a _____ and a _____.

1 Look and match.



1. This is my project!

2.

Is there
a playground?

3.

There's a giraffe
and an elephant
in the zoo.

a.



Ali

b.



Saud

c.



Omar


2 Read the story again and write.



~~school~~ toy shop pet shop

There is a (1) school,

a (2) _____

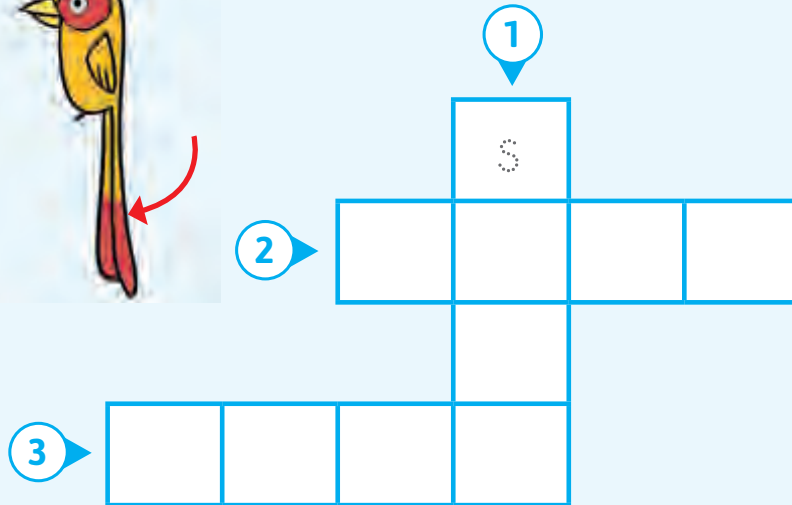


and a (3) _____



in the city.

1 Look and do the crossword. 




3.



2 Look and write. Then say the sounds of each word.  

1. The bird is on the _____.



2. Let's _____ !



3. It has got a long _____.

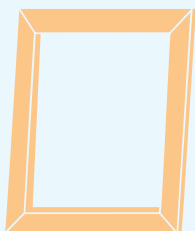




PHONICS

3 Look, say and complete. 

1.



_____ame

2.



_____ame

3.



Afaf

_____ame

4 Read and circle. Then write. 

1. What a nice frame!
2. The cat has got a white tail.
3. Let's play a game, Ali!
4. Look! A bird is on the rail.
5. Let's sail!
6. My name is Omar.

-ame	-ail
_____ame frame	_____ail
_____ame	_____ail
_____ame	_____ail


1 Read and number (1-4). 

1. There's a school.


2. There are two stadiums.

3. There's a city.


4. There are two museums.




A



B 1



C



D

2 Look and write. 

mall pet shop hotel museum toy shop supermarket



There is a _____.

There isn't a _____.

1 Say the places and tick (4). 🗣️



1. museum ☐



2. park ☐



3. toy shop ☐



4. supermarket ☐



5. pet shop ☐



6. clothes shop ☐



7. mall ☐



8. playground ☐



9. hospital ☐



10. restaurant ☐



11. hotel ☐



12. mosque ☐



13. stadium ☐

2 Say the words and tick (4). 🗣️



1. city ☐




2. dinosaur ☐



3. horse ☐



4. children ☐



5. torch ☐



6. food truck ☐

3 Say and tick (4). 🗣️



1. Is there a toy shop?

Yes, there is.

2. Is there a pet shop?

No, there isn't. ☐



3. Are there three mosques?

No, there aren't.

4. Are there two mosques?

Yes, there are. ☐



5. Where's the hospital?

It's between the supermarket and the school. ☐



6. Is the hospital next to the school?

Yes, it is. ☐



HANDWRITING ACTIVITY

1 Trace and write.



There's a park.

.

There isn't a pet shop.

.

It is between the hospital and the school.



.

Let's play a game!

.

SONG

Friday Wednesday ~~Monday~~ Sunday



Sunday

Monday

Tuesday

Thursday

Saturday



A

Friday



B

Saturday



C

Monday



D

Wednesday

1 Read activity 2 in the Student's Book on p.102 and tick (4). 

1.



It's sunny.

Yes

☐

No

☒

2.



Ali has got a hose.

Yes

☐

No

☐

3.



It is rainy.

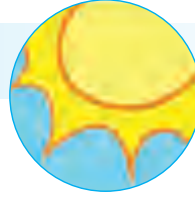
Yes

☐

No

☐

4.



It's sunny.


Yes

☐

No

☐

2

Look, read and tick (4). 

Sunday



Monday



Tuesday



Wednesday



Thursday



Friday



Saturday

Yes No

Yes No

1. It's hot on Sunday.

☒
☐

2. It's cloudy on Monday.

☐
☐

3. It's cloudy on Tuesday.

☐
☐

4. It's rainy on Wednesday.

☐
☐

5. It's sunny on Thursday.

☐
☐

6. It's windy on Friday.

☐
☐

7. It's cold on Saturday.

☐
☐

3 Look, trace and write. 

hot
sunny

rainy
windy

cold
cloudy

1. What's the weather like?



It's sunny.

2. What's the weather like?



It's

3. What's the weather like?



It's

4. What's the weather like?



It's

5. What's the weather like?



It's

6. What's the weather like?



It's

1 Read and draw. 

1. It's two o'clock.



2. It's eight o'clock.



3. It's eleven o'clock.



4. It's three o'clock.

2 Look at the clocks and circle the correct time. Then say. 

What's
the time?



1

A It's ten
o'clock.

B It's twelve
o'clock.



2

A It's eleven
o'clock.

B It's six
o'clock.



3

A It's two
o'clock.

B It's three
o'clock.

It's...

3 Read and write. 

o'clock



What time do you get up?


I get up at



What time do you go to school?





What time do you go to bed?

1 Read and tick (4). A ☒B ☐A ☐B ☐


1. Let's go to the forest.

2. Let's go to the beach.

A ☐B ☐A ☐B ☐

3. Let's shop.

4. Let's buy a toy.

2 Look and write. run ~~swim~~ have fun buy shop

1



2



3

Let's swim.

Let's _____.

Let's _____.



4

Let's _____.



5

Let's _____ a toy.

Social studies



1 Read and write (1-3).

1. National Sport Day in Qatar is in February.
2. The summer holidays in Qatar are in July and August.
3. Qatar National Day is in December.

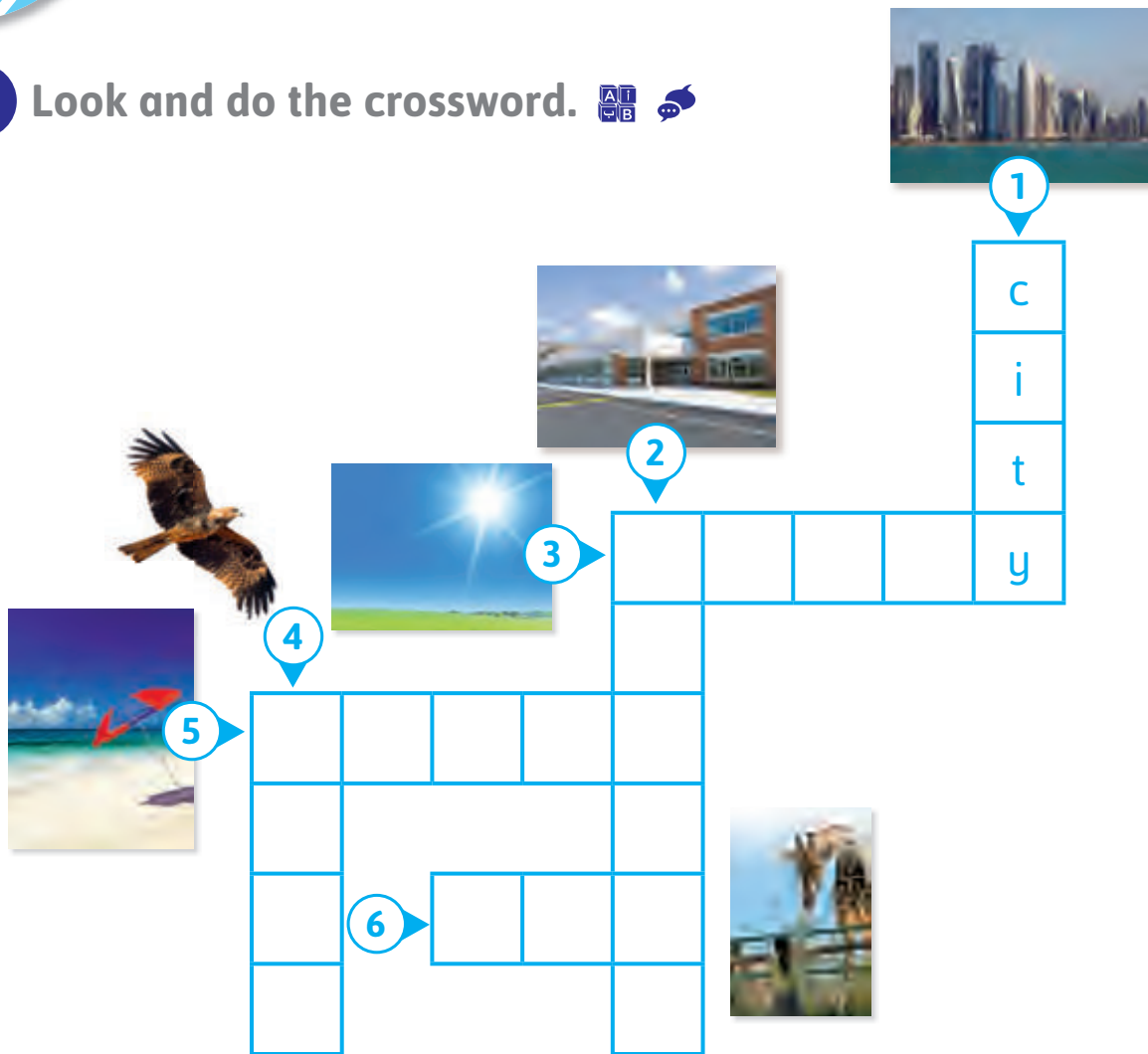


2 Read and write what month comes next.

June March December

1. January, February, _____
2. October, November, _____
3. April, May, _____

1 Look and do the crossword.  



2 Look and match. 

There's a school
and a zoo!

1.

It's sunny and
hot today!

2.

Look at
this bird!

3.

a.



Nasser

b.



Majid

c.



Ali

1 Look, say and then complete. 

1.



eat

2.



eat

3.




eat

2 Look and match.  



seat



frame




sail

-eat

-ail

-ame

tail





treat







meat



3 Look, say and then complete. 

1.  

2.  

3.  

4 Reorder the letters to form words.  

1. m p u j
jump

2. a t e s


3. m b p u

4. t a t e r

1 Read and circle what comes next.

1. January, February, **March** / June
2. March, April, **May** / October
3. June, July, **November** / August
4. September, October, **December** / November

2 Read and match. 



I get up at six o'clock.

1

A ☐



I go to school at seven o'clock.

2


B ☐



I go to bed at nine o'clock.

3

C ☐



3 Look, read and write. 

1. It's Friday.

Let's go to the zoo.







2. It's sunny.

Let's










3. It's Saturday.



1 Say the months and tick (4). 2 Say the weather conditions and tick (4). 3 Say and tick (4). 

4 Say the days of the week and tick (4). 🗨️

1.  ☐ 2.  ☐ 3.  ☐ 4.  ☐
5.  ☐ 6.  ☐ 7.  ☐

5 Say the actions and tick (4). 🗨️



1. get up ☐



2. go to school ☐



3. go to bed ☐



4. have fun ☐






5. buy ☐





6. shop ☐

6 Say and tick (4). 🗨️

- 1  - What day is it today?
- It's Sunday.
 - What's your favourite day?
- Saturday. ☐

- 2  - What's the weather like?
- It's rainy. ☐

- 3  - What time do you get up?
- At six o'clock. ☐

- 4  Let's swim. ☐

1 Trace and write.



It's Sunday.

.

It's windy.

.

I get up at six o'clock.

.

Jump on the camel's hump.

.

Every day

8

SONG

1 Look, read and match. 



a. go home

b. brush my teeth

c. wash my face

d. have breakfast

2 Look and write. 



brush my teeth ~~get up at six o'clock~~



1. I get up at six o'clock.

2. I



go to bed at eight o'clock ~~get up at seven o'clock~~



3. You get up at seven o'clock.

4. You

1 Look and write. 

clean my room pray do my homework watch TV



1. I do my homework every day.

2. I _____ every day.




3. I _____ every day.

4. I _____ every day.



2 Look and tick (4). 



1. Do you do your homework?
2. Do you go to bed at nine o'clock?
3. Do you clean your room?
4. Do you watch TV every day?
5. Do you brush your teeth every day?

Yes, I do.

No, I don't.

4	

3 Write the questions. 



(brush/teeth)

1

Do you brush your teeth every day?

Yes, I do.



(clean/room)

2

Do you your every day?

No, I don't.



(watch/TV)

3

Do you every day?

No, I don't.



(pray)

4

every day?

Yes, I do.

1 Look and write A-D. 

1. He plays football. ☐ D
2. He plays volleyball. ☐
3. She plays tennis. ☐
4. She plays basketball. ☐

A



C



B



D



2 Read and tick (4). 

1



A



B



C

Mike plays football with his friends every day.
He plays volleyball too.

2



A



B



C

Kelly swims every day. She plays tennis too.

3 Look and write. 

football ~~basketball~~ tennis volleyball



Jim



Ali



Lucy



Anna

1. This is Jim.

He plays basketball.

2. This is Ali.

3. This is Lucy.

She plays

4. This is Anna.

1 Look, read and match. 

a. eat

b. cook

c. ride my bike

d. comb my hair

2 Look and write the answers. 

Yes, he does. No, he doesn't. ~~Yes, she does.~~ No, she doesn't.



Does she cook every day?

Yes, she does.




Does he play volleyball every day?

No,



Does he ride a bike every day?



Does she watch TV every day?

Physical Education



1 Read and circle.



- a. score a goal
b. team



- a. football match
b. football pitch



- a. team
b. player

2 Read and tick (✓).



White team ☐

Black team ☐

This is Ahmad. He's a football player. He plays football every day. There is a white team and a black team. Ahmad plays for the white team. He scores a goal in every match.

3 Read and write **T** for True or **F** for False.

- Ahmad is a football player.
- There is a white team and a blue team.
- Ahmad plays for the black team.
- He scores a goal in every match.

☐ T

☐

☐

☐

1 Look, circle and write. 

1

friend



3

f	r	i	e	n	d
t	u	w	x	o	a
e	n	k	l	m	d
a	b	a	l	l	k
m	o	p	l	a	y

2



4



5



6



basketball

2 Read and match. 

It's Saturday.
You have
a basketball
game today.

A

It's
seven
o'clock.

B

Sami is
a good
player.

C


Now, I am in
my favourite
team.

D

Run,
Sami!


E

1



Ali

2




Mum

3



Sami

4




coach


5





Dad

1 Look, say and then complete. 

1. 

2. 

3. 

4. 

1. d

2. j

3.

4.

2 Look and write. Then say the sounds of each word. 

1. The _____ is white.



2. Look at that _____!



3. The ball is _____.



3 Look, say and then complete. 

1.



ake

2.



ake


3.



ake

4 Look , read and draw. Then say the sounds of each word. 

1.




cake

2.



frame

3.



duck

4.



sail

1 Read and circle. 

1. I **brush** / **wash** my teeth every day.

2. You **go** / **cook** to school at seven o'clock.

3. I **clean** / **go** my room.

4. He **plays** / **play** football.

5. They **watch** / **watches** TV every day.

2 Write the questions. Use **Do** or **Does**. 

1



you/do your homework every day

Do you do your homework every day?

Yes, I do.

2



Fatima/cook every day

Does _____?

Yes, she does.

3




Tom/ride a bike

_____?

No, he doesn't.

4



you/play football

_____?

No, I don't.

1 Say the actions and tick (4). 🗨️




1. brush my teeth ☐



2. wash my face ☐



3. have breakfast ☐




4. go home ☐



5. clean my room ☐



6. do my homework ☐



7. watch TV ☐



8. cook ☐



9. eat ☐



10. ride my bike ☐



11. pray every day ☐



12. do a quiz ☐



13. comb my hair ☐

2 Say the words/phrases and tick (4). 🗣️



1. play volleyball ☐



2. play tennis ☐



3. play basketball ☐



4. player ☐



5. score a goal ☐



6. team ☐



7. football pitch ☐



8. football match ☐

3 Say and tick (4). 🗣️

1



I go to school at seven o'clock.

☐

2



You go to school at seven o'clock.

☐


3



- Do you clean your room?
- No, I don't.

☐

4



- Do you clean your room?
- Yes, I do.

☐

5



He plays football.

☐


6



She cooks every day.

☐

7



- Does she cook every day?
- Yes, she does.

☐

8



- Does he play tennis every day?
- No, he doesn't.

☐

1 Trace and write.



I brush my teeth every day.

Do you clean your room?

Let's bake a cake!

She plays tennis every Friday.

Toys and games



SONG

1 Read, look and write.

lorry ~~board game~~ computer game

1. I have got a board game. It's fun!

2. Ahmed has got a . It's new.

3. Salem has got a . It's red, green and yellow.

2 Read, look and circle.

1. Is that your doll?



2. Is that your board game?



3. Is that your teddy bear?



4. Is that your ball?



Yes, it is. / No, it isn't.


Yes, it is. / No, it isn't.

Yes, it is. / No, it isn't.


Yes, it is. / No, it isn't.




1 Look, read and circle. 



1



2



3



4

A colouring book

B lorry

A computer game

B puzzle

A crayons

B board game

A ball

B computer game

2 Read, look and complete. Use **Whose... is this / are these?** 

puzzle ~~lorry~~ crayons coloring books

1.



Whose lorry is this _____?

It's Majed's.

2.



Whose colouring books are _____?

They're Sami's.

3.



_____?

They're Husna's.

4.



_____?

It's Aisha's.

3 Read and match. 

A Pam



B Kelly



C Salem



D Jim



1. This is her colouring book.

2. This is his puzzle.

3. This is his ball.

4. These are her crayons.

4 Read, look and write. 

It's / They're...s

1. Whose puzzle is this?

It's Fatima's.



2. Whose balls are these?

They're



3. Whose board game is this?



4. Whose dolls are these?



Fatima



Ahmed

1 Write the words and their plural. 

men children ~~books~~ women



1. book



books



2. man



3. woman




4. child



2 Read and match. Write 1-5. 

1. The board game is 80 Riyals.
2. There's a big robot in the toy shop.
3. There are 50 trains in the toy shop.
4. There are 40 dolls in the toy shop.
5. The ball is 30 Riyals.



3 Look and complete. 

women children ~~men~~



1. There are men
2. There are
3. There are

1 Write. 

Yes, you can. / No, you can't.

1. Can I drink water? 4

Yes, you can.



2. Can I do my homework? 8

No,



3. Can I take photos? 4

.....

.....

.....



4. Can I play with my doll? 8

.....

.....

.....



Maths 123

1 Read and match.

a. 60 sheep

1



b. 70 board games

2



c. 30 women

3



2 Write.

1. How many **fish** are there?



There are

100

fish

(100 one hundred)

2. How many **foxes** are there?



There are

(80 eighty)

3. How many **sheep** are there?



There are

(60 sixty)

1 Read, look and match. 

1.



salesman

2.




Saad's dad

3.



Kareem

4.



Saad

A

There are 20 puzzles.

B

It's 50 Riyals.

C

There are 10 balls and
30 toy fish.

D

How much is the car?

2 Read, look and write. 


1.



How much is the car?

It's Riyals.


2.




How much is the computer game?

It's Riyals.


1 Look, say and then complete. 



_____ow



_____ow



_____ow

2 Read and complete. Then say the sounds of each word.  

draw ~~meat~~ paw cake seat stuck lake duck

-eat	-ake	-aw	-uck
<p>meat</p>			

3 Reorder the letters to form words.



1. c r e i

rice



2. e m i c



3. a l k e



4. s u t c k

4 Look and write. Then say the sounds of each word.

1. There are two



2. I want a cheese



3. I like



1 Match.

30

50

70

80

100

1 seventy

2 thirty

3 one hundred

4 fifty

5 eighty

2 Write the plurals.

fish sheep horses ~~men~~ women foxes

1. man

men

2. woman

3. fox

4. fish

5. sheep

6. horse

3 Look and write.



1. Whose ball is this?



It's Afaf's.

2. Whose teddy bear is this?



It's Ahmed's.

3. Whose puzzles are these?



They're

4. Whose dolls are these?



They're

1 Say the toys/games and tick (4). 🗣️



1. board game ☐



2. computer game ☐



3. lorry ☐



4. puzzle ☐

2 Say the numbers and tick (4). 🗣️

30

1. thirty ☐

40

2. forty ☐

50

3. fifty ☐

60

4. sixty ☐

70

5. seventy ☐

80

6. eighty ☐

90

7. ninety ☐

100

8. one hundred ☐

3 Say and tick (4). 🗣️



1. colouring book ☐



2. crayons ☐



3. CDs ☐



4. men ☐



5. women ☐




6. take photos ☐



7. foxes ☐



8. sheep ☐



9. fish ☐

4 Say and tick (4).



- Is that your doll?
- Yes, it is. Her name is Kelly. ☐



His name is Ahmed. ☐



- Whose puzzle is this?
- It's Ali's. ☐



- How much is the train?
- It's 50 Riyals. ☐



- Can I take photos?
- Yes, you can. ☐



- Can I play with my doll?
- No, you can't. ☐



HANDWRITING ACTIVITY

1 Trace and write.



Is that your computer game?

.

Whose colouring book is this?

.

Is that your lorry?

.

Draw a shark with a big jaw.

.

Having fun

10

SONG

1 Read and number (1-5). 




1



2



3



4



5

A. I'm **bouncing** the ball now.

1

B. I'm **playing** hide and seek.

C. I'm **skating**.


D. I'm **eating** a banana.

E. I'm **swinging**.

2 Look and write. 



1. I'm swinging
(swing).



2. I'm
(eat) a banana.





3.
(skate).



4.
(bounce) the ball.

1 Listen and circle **Yes** or **No**.  



2 Look and write. 

T- shirt camp ~~trousers~~ trainers



Ali is wearing his

trousers

and his

Hassan is at the



Ali, wear your new



3 Look and write. 

Yes, I am. No, I'm not.

1



Are you wearing trainers?

Yes, I am.

2



Are you wearing trousers?

3



Are you wearing a skirt?

4 Look and write. 

~~trainers~~ trousers a skirt a cap

1. I'm wearing trainers.

2. I'm

3.

4.

1




2



3



4



1 Look and write. 

scarf sunglasses ~~boots~~ pyjamas

1. She's wearing boots.



2. She's wearing a red _____.



3. He's wearing _____.



4. He's wearing _____.

2 Look, read and circle. 

1



A

She's wearing an orange skirt.

B

She's wearing a purple skirt.

2



A

He's wearing a green T-shirt.

B

He's wearing a yellow T-shirt.

3



A

He's wearing a black coat.

B

He's wearing a brown coat.

4



A

She's wearing a purple dress.

B

She's wearing a yellow dress.

3 Read and match.



1.



a. He's wearing his pyjamas.

2.



b. He's wearing sunglasses.

3.



c. She's wearing a jacket and a scarf.

4 Look, read and complete. Use **He's** or **She's**.

She

He



1. She's wearing a purple dress.


2. _____ wearing orange shorts.


3. _____ wearing sunglasses.

4. _____ wearing black shoes.




1 Listen and tick (4). 🔊 🌀 💬


1  Who's Salem?




A ☐




B ☐

2  Who's Kate?



A ☐



B ☐

2 Write. 

~~shorts~~ scarf sunglasses dress



He's wearing shorts and



She's wearing a and a

Social studies



1 Read and number (1-3).



A



B 1



C

1. She's wearing a purple dress and a white hat.
2. He's wearing a brown T-shirt and green shorts.
3. He's wearing a white shirt and black trousers.

2 Look and write.

sandboarding **desert**



He's in the He's

1 Read and match. 

There's a
playground too!

A

Look at
the slides!

B

Where's
Omar?


C

He is having
fun in the
water.


D

He's
sliding.

E



Omar



Noor



Ali




Mum



Dad

2 Read, look and write **Yes** or **No**. 

1.



Noor is swimming.

Yes

2.



Omar is eating.

3.



Ali is bouncing a ball.

1 Look and write. Then say the sounds of each word.  

1. There's a _____ in the sky.



2. Oh, no! A _____ !



3. Look! A _____ !



2 Read and complete. 

rice ~~splash~~ frame meat

1. flash, crash,

splash

2. game, name,

3. treat, seat,

4. mice, slice,


3 Look, say and then complete. 


1.  


2.  


3.  

4 Look, read and draw. Then say the sounds of each word.  

1. 
flash

2. 
nine

3. 
sail

4. 
cake

1 Look, read and write. 

wearing bouncing



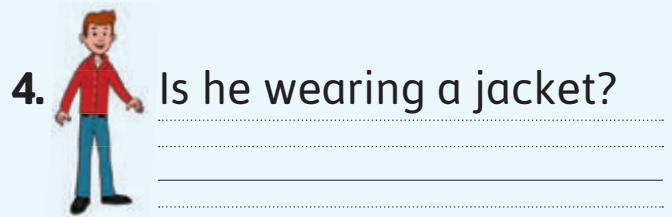
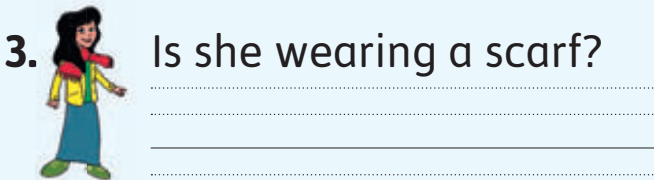
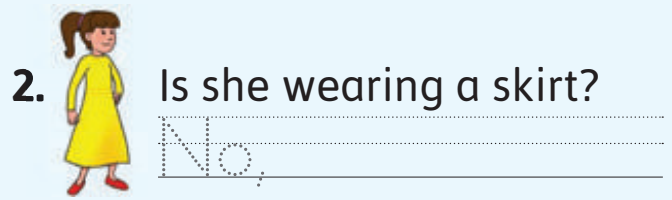
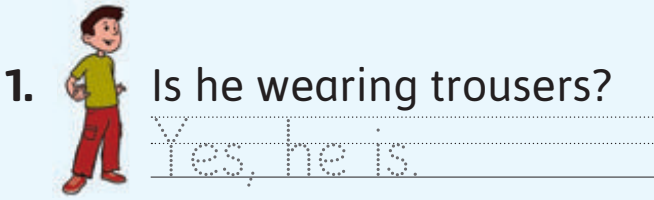
He's _____ the ball.



She's _____ a scarf.

2 Read and write. 

~~Yes, he is.~~ No, he isn't. Yes, she is. No, she isn't.



3 Write about yourself.
Then say.  

trousers shirt T-shirt dress skirt
jeans shoes trainers jeans sandals

I'm wearing _____
and _____.

1 Say the actions and tick (4). 🗨️



1. bouncing the ball ☐



2. having fun ☐



3. swinging ☐



4. playing hide and seek ☐



5. wearing ☐



6. skating ☐

2 Say and tick (4). 🗨️



1. trousers ☐



2. boots ☐



3. scarf ☐



4. sunglasses ☐



5. pyjamas ☐

3 Say the words and tick (4). 🗣️



1. camp ☐



2. desert ☐



3. sandboarding ☐



4. sand dune ☐

4 Say and tick (4). 🗣️



I'm skating.

☐


- Are you wearing sunglasses?

- Yes, I am. ☐



- Is he wearing shorts?

- No, he isn't. ☐



She's wearing a dress. ☐



HANDWRITING ACTIVITY

1 Trace and write.



I'm bouncing the ball now.

.

Are you wearing a jacket?

.

She's wearing a scarf.

.

He's sandboarding.


.

Revision


(MODULES 6-10)




1 What's the time? Look and tick (4).

1.  It's three o'clock. ☒ 4


It's four o'clock. ☐

2.  It's nine o'clock. ☐

It's ten o'clock. ☐

3.  It's five o'clock. ☐

It's six o'clock. ☐

4.  It's twelve o'clock. ☐

It's eleven o'clock. ☐

2 What day is it today? What's the weather like? Look and write.

1. It's Sunday. It's sunny.



Sun

2.



Wed

3.



Thu

3 Look and write.

	watch TV	cook	ride a bike	play basketball
Fatima	4	4	7	7
Salem	7	7	4	4

1. Does she watch TV?

Yes, she does.

3. Does he ride a bike?


2. Does he cook?

No, he doesn't.

4. Does she play basketball?

REVISION (MODULES 6-10)

4 Listen and put a 4 or an 7. 🔊



5 Read, look and answer.

Yes, he/she is. No, he/she isn't.



1. Is he wearing a cap?

Yes, he is.

Is he wearing trousers?

2. Is she wearing a skirt?

No, she isn't.

Is she wearing sunglasses?

6 Read, look and write.

1. Whose dinosaur is this?

It's Jane's.

2. Whose colouring books are these?



Jane



Tom



SMART MOVES

MODULES 5-6




1 Write the words in the correct category.

~~museum~~ ~~orange~~ ~~milk~~ ~~chips~~ orange juice school
banana park lemonade chicken pear spaghetti

FOOD	DRINKS	FRUIT	PLACES
chips	milk	orange	museum

2 Look and circle the odd one out. Then say.


1

A B C




2

20 12






A B C

3




A B C

4

A B C

5

A B C


3 Look at activity 2 and make your own odd one out example.



1 Read and write what comes next.

1. Monday, Tuesday, Wednesday, Monday, Tuesday
2. hot, cold, hot, cold, _____
3. May, June, July, May, _____
4. football, football, tennis, tennis, _____
5. cook, eat, brush my teeth, cook, _____

2 Put the pictures in the correct order (1-4).



3 Look at activity 1 and make your own sequence.



1 Look and write **T** for True, **F** for False or **DK** for Don't Know.



1. The father is wearing jeans.

T

3. The boy has got a colouring book in his bag.

☐

5. The girl has got a doll in her bag.

☐

2. The mother is wearing an abaya.

☐

4. Two boys are wearing sunglasses.

☐

6. The girl is wearing a cap.

☐

2 Who am I? Read, look at the picture and write the names.

1. I'm wearing sunglasses. Bob

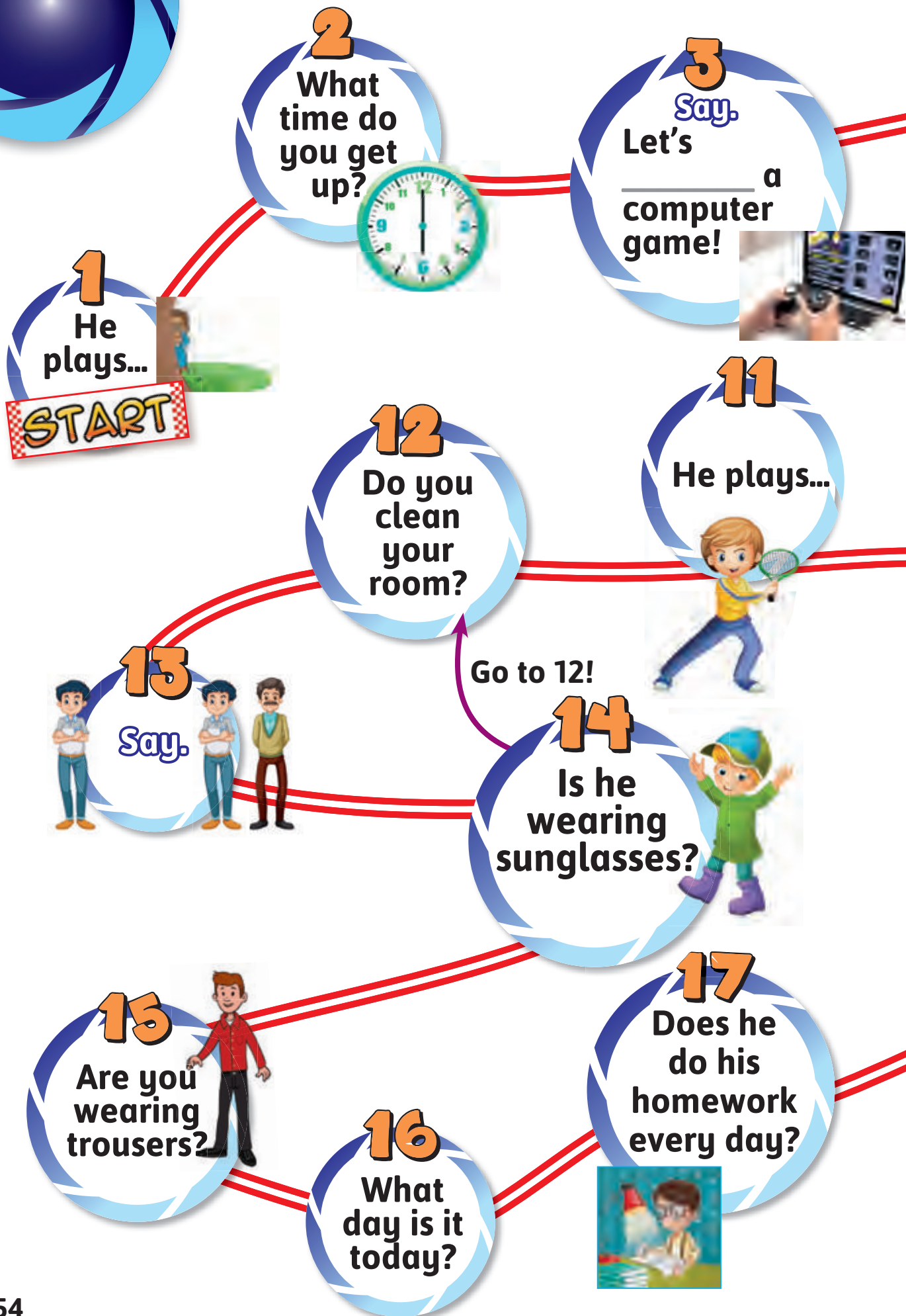
2. Look at the bird. _____

3. I'm hungry. _____

4. I'm thirsty. _____

3 Look at the picture. Choose a person and guess what he/she is saying. Have your partner say the name.

BOARD GAME 2 (Modules 6-10)



4

What's the weather like?



Go to 10!

10

Say the numbers.

30 40 50
60 80 100

5

Whose puzzle is this?



Salem


7

Where's the hospital?



6

Does she cook every day?



8

Say the months.

9

Is there a toy shop?



18

Is she wearing boots?



20

Say.



19

Are you skating?



[illegible]

[illegible]

[illegible]

[illegible]

[illegible]

[illegible]

Top Stars 2b

Workbook

H. Q. Mitchell - Marileni Malkogianni

Published by: **MM Publications**

www.mmpublications.com

info@mmpublications.com

Offices

UK China Cyprus Greece Korea Poland Turkey USA

Associated companies and representatives throughout the world.

Copyright © 2021 MM Publications

All rights reserved. No part of this publication may be reproduced, stored in a retrieval system or transmitted in any form or by any means, electronic, mechanical, photocopying, recording or otherwise, without permission in writing from the publishers, in accordance with the contract concluded with the Ministry of Education and Higher Education of the State of Qatar.

We would like to thank Shutterstock and 123RF for permission to reproduce copyright photographs.

Produced in the EU

TOP STARS



is an exciting primary course that creates a fun and motivating environment for young learners.

For students:

- Student's Book
- Full-colour Workbook
- Student's CD-ROM

For teachers:

- Teacher's Book
- Class Audio Material (Online)
- Resources for Teachers (Online)
- Interactive Whiteboard Material
- Flashcards
- Phonics Cards

CEFR		Pre-A1	A1 Low	A1 Mid	A1 High	A2 Low
Top Stars	1	2	3	4	5	6

