H. Q. Mitchell – Marileni Malkogianni

TOP STARS

Workbook

3a



Academic Year 2020–2021

mm publications

GRADE 3 SEMESTER 1

TOP STARS 3a

Workbook

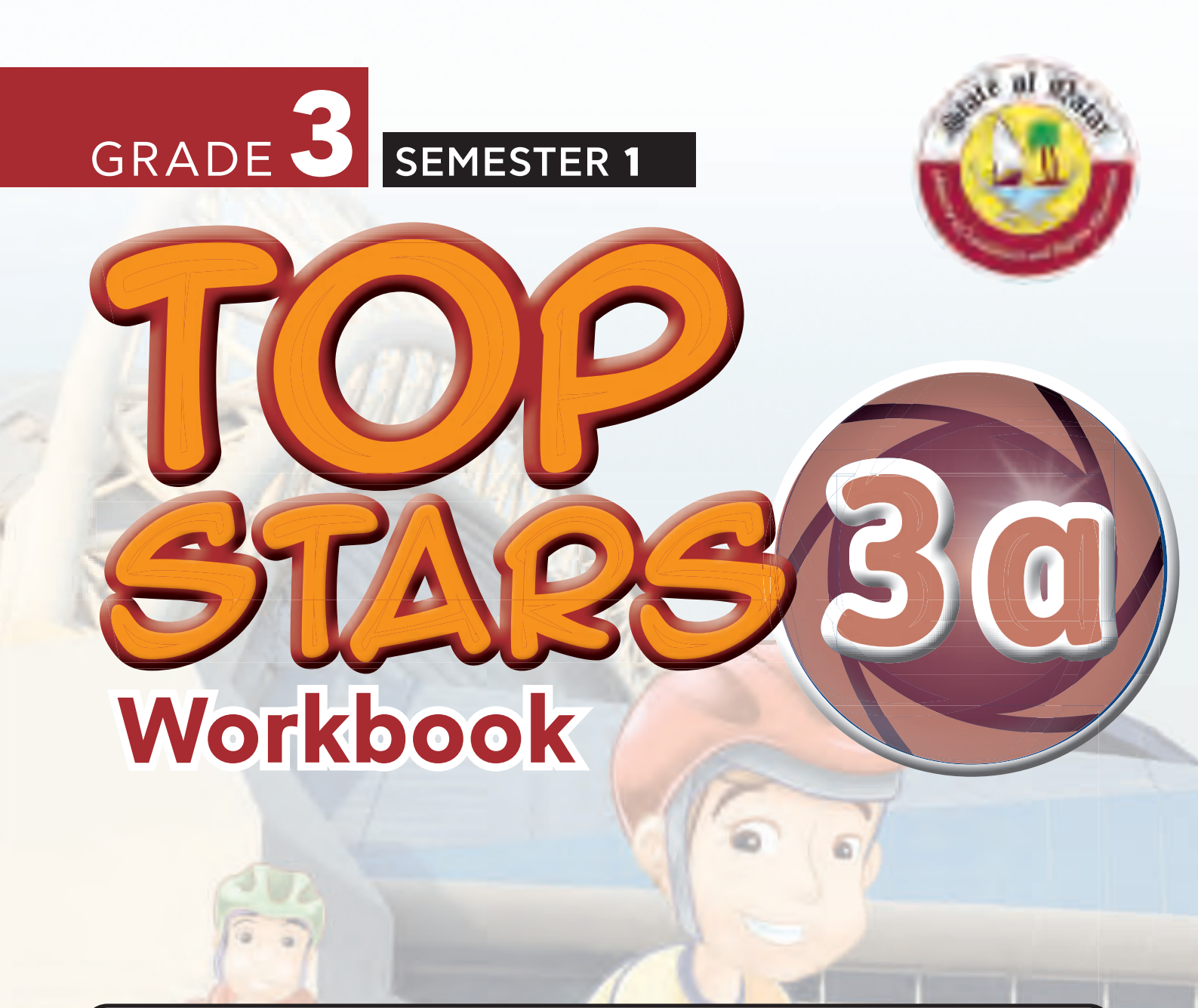

School .....

Name .....

Class .....

H. Q. Mitchell – Marileni Malkogianni

Academic Year 2020-2021

mm publications

حضرة صاحب السمو الشيخ تميم بن حمد آل ثاني
أمير البلاد المفدى

النشيد الوطني

قَسَمًا بِمَنْ رَفَعَ السَّمَاءْ قَسَمًا بِمَنْ نَشَرَ الضِّيَاءْ
قَطَرٌ سَتَبْقَى حُرَّةً تَسْمُو بِرُوحِ الأَوْفِيَاءْ
سِيرُوا عَلَى نَهْجِ الأُلَى وَعَلَى ضِيَاءِ الأَنْبِيَاءْ
قَطَرٌ بِقَلْبِي سِيرَةٌ عِزٌّ وَأَمْجَادُ الإِبَاءْ
قَطَرُ الرِّجَالِ الأَوَّلِين حُمَاتُنَا يَوْمَ النِّدَاءْ
وَحَمَائِمٌ يَوْمَ السَّلاَمْ جَوَارِحٌ يَوْمَ الفِدَاءْ

Contents

1 Nice to meet you! 5

2 Me and my family 17

Smart Moves! Modules 1-2 29

3 What are you doing? 30

4 Here and there 42

Smart Moves! Modules 3-4 54

5 Day by day 55

Revision Modules 1-5 67

Cursive Writing 69

Board Game 1 74

Top Skills 76

Nice to meet you!

1

SONG

1 Look, read and match.

1. He's young. D
2. She's pretty. ☐
3. They're funny. ☐
4. He's tall. ☐
5. They're old. ☐

A

B

C

D

E

2 Look and circle.

1. **I'm** / **You're** short.

4. **We're** / **He's** old.

2. **They're** / **He's** tall.

5. **They're** / **It's** funny.

3. **She's** / **You're** pretty.

6. **You're** / **I'm** young.

1 TOP STARS

1 Look and match.

A

B

She's bored.

They're tired.

It's clean.

He's angry.

It's dirty.

C

D

E

2 Look and circle.

1. Is she bored?
   Yes, she is. / No, she isn't.
2. Are you angry?
   Yes, I am. / No, I'm not.
3. Is he scared?
   Yes, he is. / No, he isn't.
4. Are they dirty?
   Yes, they are. / No, they aren't.

1

3

2

4

3 Answer the questions.

1. Are they tired?

Yes, they are.

2. Are they funny?

3. Is she pretty?



4. Is he scared?

4 Look and complete.

1. *Is it* blue? Yes, it is.

2. _____ pretty? Yes, she is.

3. _____ angry? No, they aren't.

4. _____ scared? No, he isn't.

5 Read and write the sentences in the negative.

1. I'm angry.

I'm not angry.

2. He's bored.

_____.

3. She's tired.

_____.

4. They're scared.

_____.

5. It's clean.

_____.

6. We're tall.

_____.

1 OUR WORLD

1 Look and match.

count

paint

talk

draw

play basketball

2 Look and circle.

1. He **can** / **can't** paint.

2. She **can** / **can't** count to 20.

3. It **can** / **can't** talk.

4. He **can** / **can't** play basketball.

5. He **can** / **can't** draw.

3 Look and write. **can** **can't**

Yes, I _____.

1 _____ you draw a cat?

2 _____ you play basketball?

No, I _____.

3 _____ he paint?

No, he _____.

1,2,3,... 10

4 _____ she count to 10?

Yes, she _____.

1 LET'S PLAY

1 Look and write.

jump fly run ~~swim~~

1. He can *swim*.

2. They can _____.

3. She can _____.

4. It can't _____.

2 Look and write.

Yes, it can. No, it can't.

1. Can it swim?

Yes, it can.

2. Can it climb? _____

3. Can it fly? _____

4. Can it run? _____

3 Listen and number (1-3).

A ☐

B ☐

C ☐

4 Choose an animal and write what it **can** and **can't** do. Then present it to the class.

It can _____

_____

It can't _____

_____

It's a(n) _____

1 Look and write.

taste ~~see~~ hear smell touch

1 see

2 _____

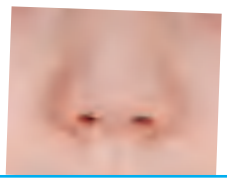

3 _____

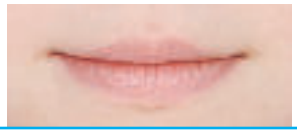

4 _____

5 _____

2 Look and circle.

1 It can't hear. It can **taste** / **smell**.

2 It can't see. It can **taste** / **hear**.

3 It can't hear.
It can **taste** / **smell**.

1 STORY

1 Look and match.



Mike

Tom

Mrs Brown

Mr Spot



2 Read the story again and circle.

1. Can Mrs Brown climb up the tree?

Yes, she can. /
No, she can't.

2. Can the boys see Mr Spot?

Yes, they can. /
No, they can't.

3. Is the parrot hungry?

Yes, it is. /
No, it isn't.

4. Is the parrot fat?

Yes, it is. /
No, it isn't.

3 Do you like the story? Choose and colour.

1 Listen, point, and say the sounds of the words.

2 Look and match. Then say and write.



/kl/ ☐ _____

/gl/ ☐ _____

/fl/ ☐ _____

/bl/ ☐ _____

☐ _____

/pl/ ☐ _____

3 Look, say and tick (✔).

1
- /bl/ ☐
- /kl/ ☐
- /pl/ ☐

2
- /gl/ ☐
- /fl/ ☐
- /kl/ ☐

3
- /gl/ ☐
- /bl/ ☐
- /kl/ ☐

4 Look and read. Then say and write two more words.



1			
	plane	_____ay	_____ate

2			
	clap	_____ean	_____imb

1 PROJECT

1 Read and correct.

1. ~~i~~m tall.

2. it is scared

3. they can paint

4. it can't swim

5. she can count to ten

6. we are funny

7. they can't fly

8. he can play basketball

2 Answer questions about yourself.

What's your name? _____

How old are you? _____

What can you do? _____

What can't you do? _____

3 Now write about yourself. Use your notes in activity 2. Make sure you use capital letters and full stops where needed. Then present it to the class.

Hello! I'm _____.

I'm _____ years old.

I can _____

and _____.

I can't _____.

1 Look and complete.

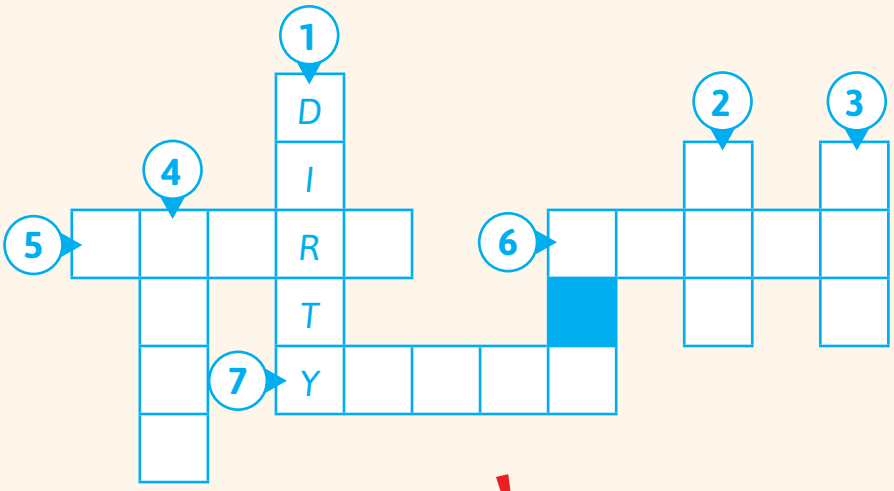

~~DIRTY~~
SMELL
OLD
HEAR
SEE
SHORT
YOUNG



2 Look and write.

angry ~~tired~~ pretty
scared bored funny

1. He's *tired*.

2. They're _____.



3. It's _____.

4. She's _____.



5. They're _____.

6. She's _____.

3 Look and complete.

fly jump swim ~~draw~~

1.

Can he *draw*?
Yes, he can.

2.

_____ she _____?
_____

3.

_____ he _____?
_____

4.

_____ it _____?
_____

1 Now I can...

1 Say the adjectives and tick (✔).

1. pretty ☆

2. funny ☆

3. young ☆

4. old ☆

5. dirty ☆

6. angry ☆

7. tired ☆

8. bored ☆

9. short ☆

10. tall ☆

11. fat ☆

12. scared ☆

13. clean ☆

14. hungry ☆

15. thirsty ☆

2 Say and tick (✔).

1. talk ☆

2. count ☆

3. paint ☆

4. play basketball ☆

5. draw ☆

6. fly ☆


7. run ☆

8. walk ☆

9. jump ☆


10. swim ☆

11. climb ☆

3 Say the senses and tick (✔).

1. see ☆

2. smell ☆

3. taste ☆


4. hear ☆

5. touch ☆

4 Read and tick (✔).

1
- Is it clean?
- Yes, it is. ☆

2
- Is he scared?
- No, he isn't. ☆

3
He can play basketball. ☆

4
- Can it climb?
- No, it can't. ☆

Me and my family

2

SONG

1 Look and write.

aunt mum dad uncle
cousin granddad grandma



1. grandad
2. _____
3. _____
4. _____
5. _____
6. _____
7. me
8. _____

2 Circle and write **a** or **an**.



1. I **have got / has got** a cousin.
2. She **have got / has got** _____ uncle.
3. They **have got / has got** _____ grandson and _____ granddaughter.
4. He **have got / has got** _____ aunt.
5. You **have got / has got** _____ son and _____ daughter.

2 TOP STARS

1 Look and match.



straight hair

curly hair

moustache

beard

freckles

blonde hair

2 Look and complete with **have/has/haven't/hasn't**.



Has he got curly hair?

No, he _hasn't._

_____ she got freckles?

Yes, she _____

_____ they got beards?

Yes, they _____

_____ they got blond hair?

No, they _____

3 Look and answer.

1. Has Peter got a beard?
   Yes, he has.
2. Have Tim and Rob got blond hair?
3. Has Sally got curly hair?
4. Have Tim and Rob got freckles?
5. Has Sally got blonde hair?
6. Has Peter got curly hair?

4 Read and write the names (Jim, Kate) under the correct pictures.

1

Tom: Has Jim got a moustache?
Bob: Yes, he has.
Tom: Has Jim got blond hair?
Bob: Yes, he has. He has got curly hair, too.

A _____ B _____

2

Jill: Has Kate got straight hair?
Anna: Yes, she has.
Jill: Has Kate got freckles?
Anna: No, she hasn't.

A _____ B _____

2 OUR WORLD

1 Look and write.

boots dress T-shirt shoes
handbag skirt jeans watch

1. jeans
2. _____
3. _____
4. _____
5. _____
6. _____
7. _____
8. _____

2 Look and match. Then write.

boot
dress
watch
skirt

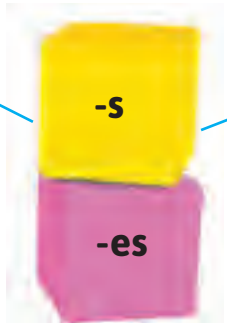

boots
.....
.....
.....

3 Look and circle.

I am Henry. This is **my / our** T-shirt.



This is a cat. This is **your / its** bed.

We are sisters. This is **their / our** mother.

You have got a car. **His / Your** car is new.

This is Fay. These are **her / your** shoes.

He has got a watch. **Its / His** watch is blue.

4 Look and write.

This is | That is | These are | Those are

1. *This is a boot.*

These are boots.

2.

3.

4.



5 Listen and tick (✔).

A ☐

B ☐

2 LET'S PLAY

1 Look and write.

toys	computer game	jigsaw puzzle	robot	kite

1. r o b o t



2. _ _ _ _

3. _ _ _ _ _ _ _ _ _ _ _ _ _ _ _

4. _ _ _ _ _ _ _ _ _ _ _ _ _ _

5. _ _ _ _

2 Look and complete.

1. Whose robot is this?
   It's Jim's.

2. Whose kite is this?
   It's _____.

3. Whose balls are these?
   They're _____.

4. Whose dolls are these?
   They're _____.

5. Whose computer game is this?
   It's _____.



6. Whose watch is this?
   It's _____.

1 Look and write.

ears nose eyes knee
shoulder toes mouth ~~head~~

1 *head*
2 .....
3 .....
4 .....
5 .....
6 .....
7 .....
8 .....

2 Read and tick (✔).

It has got a head, two ears and two eyes. It has got a nose and a mouth. Look! It has got shoulders and toes, too!

A ☐

B ☐

C ☐

2 STORY

1 Read the story again and match.

Is the cat hungry? 1

Has it got small teeth? 2

Can she walk? 3

A. Yes, she can.

B. Yes, it has.

C. Yes, she is.

D. Yes, it is.

E. No, it hasn't.

F. It's Sally's.

4 Whose cat is this?

5 Has it got big ears?



6 Is Sally scared?

2 Do you like the story? Choose and colour.

1 Listen, point and say the sounds of the words.

1 2 3 4 5 6 7

2 Look and match. Then say and write.

1

2

3

4

5

/pr/ ☐ _____

/kr/ ☐ _____

/fr/ ☐ _____

/br/ ☐ _____

/gr/ ☐ _____

3 Look, say and tick (✔).

1
- /dr/ ☐
- /br/ ☐
- /kr/ ☐

2
- /gr/ ☐
- /fr/ ☐
- /dr/ ☐

3
- /pr/ ☐
- /tr/ ☐
- /gr/ ☐

4 Look and read. Then say and write two more words.

1



bread | ____other | _____ush

2



green | _____ey | _____andad

2 PROJECT

1 Add commas (,) and **and** where necessary.

1. A cat has got two eyes ___,___ two ears ___and___ a nose.

2. He has got a cat _____ a parrot.

3. Mary _____ Tania have got straight hair.

4. She can run _____ jump _____ climb _____ swim.

2 Answer questions about yourself.

Have you got a brother/sister? _____

What's his/her name? _____

What colour hair has he/she got? _____

What colour eyes has he/she got? _____

What toys has he/she got? _____

What's his/her favourite toy? _____

3 Now stick or draw a picture of a family member. Then write. Use your notes in activity 2. Then present it to the class.

This is my _____.

His/Her name is _____.

He/She has got _____

_____.

He/She has got _____

_____.

His/Her favourite toy is _____.

1 Look and write.

A ~~head~~ nose ear mouth teeth eye

1 head
2 _____
3 _____
4 _____
5 _____
6 _____



B feet toes knee ankle

1 _____
2 _____
3 _____
4 _____

2 Look and write.

1. Whose trousers are these?
They're Billy's.
2. Whose skirt is this?
It's Sally's.
3. Whose boots are these?
_____
4. Whose T-shirt is this?
_____
5. Whose shoes are these?
_____
6. Whose handbag is this?
_____

3 Write and answer about yourself.

Yes, I have. **No, I haven't.**

1. *Have you got* a grandad?
_____
2. _____ a grandma?
_____
3. _____ an uncle?
_____
4. _____ an aunt?
_____
5. _____ a cousin?
_____

4 Listen and tick (✔).



2 Now I can...

1 Say the family members and tick (✔).

1. son/grandson ☆

2. daughter/granddaughter ☆

3. uncle ☆

4. aunt ☆

5. cousin ☆

2 Say and tick (✔).

1. straight hair ☆

2. blonde hair ☆

3. curly hair ☆

4. moustache ☆

5. beard ☆

6. freckles ☆

3 Say and tick (✔).

1. handbag ☆

2. T-shirt ☆

3. watch ☆

4. shoes ☆

5. boots ☆

6. jeans ☆

7. skirt ☆

8. dress ☆

9. kite ☆

10. jigsaw puzzle ☆

11. toys ☆

12. computer game ☆

13. robot ☆

4 Say and tick (✔).

1. head ☆

2. eyes ☆

3. nose ☆

4. mouth ☆

5. ears ☆

6. shoulder ☆

7. knee ☆

8. feet ☆

9. ankle ☆

10. teeth ☆

11. toes ☆

5 Read and tick (✔).

1

- Has he got a beard?
- No, he hasn't. ☆

2

- Whose robot is this?
- It's Jim's. ☆

3

Those are dresses. ☆

4

- Has he got a moustache?
- Yes, he has. ☆

SMART MOVES MODULES 1-2

1 Read and match.

1	It's 12 o'clock at night.	A	It's straight.
2	Her hair isn't curly.	B	I can't walk.
3	My grandad is 80 years old.	C	He's old.
4	Look! A very big bird!	D	I'm scared.
5	My grandson is 4 years old.	E	He's young.
6	He's my uncle's son.	F	I'm tired.
7	Oh, no! My ankle!	G	He's my cousin.

2 Match the sentences with the pictures.

1 It's funny! 2 They're scared! 3 He's tired! 4 She's angry!



A



C



B

D 1

3 Draw a picture of a boy or a girl and ask your partner how he/she feels.

3 What are you doing?

SONG

1 Look and complete.

watch ~~clean~~ study read

1. She is *cleaning* her desk.

2. The boys are _____ for school.

3. My sister is _____ a book.

4. He is _____ TV.

2 Complete with **am** / **is** / **are**. Then circle.

1. I *am* **watching / reading** a book.

2. They _____ **watching / cleaning** TV.

3. He _____ **studying / cleaning** his desk.

1 Look and match.

A 1

1. She's feeding the fish.

2. He's drinking lemonade.

C

D

3. They're eating.

B

4. He's planting a tree.

E

5. She's watering the flowers.

2 Write questions. Then answer.

1. *Is* Larry *watering* the flowers? (water)

Yes, he is.

2. _____ they _____ water? (drink)

_____

3. _____ the cat _____? (play)

_____

4. _____ Nasser _____ the fish? (feed)

_____

5. _____ she _____ a tree? (plant)

_____

3 Answer the questions.

1. Is Nina planting a tree?

No, she isn't.

She's watering the flowers.

2. Are Allan and Billy eating?

3. Is Emma feeding the fish?

4. Are the boys drinking lemonade?

1 Look and write.

Aisha ~~is sleeping~~. Mrs Fatima is making a cake.
Hamad is watching TV. Mr Saud is having breakfast.

1. Aisha is sleeping.
2. _____
3. _____
4. _____

2 Listen and tick (✔) the correct picture.

A ☐



B ☐

3 Look and write.

1 **sleeping / having breakfast**

Pat *isn't sleeping.* *She's having breakfast.*

2 **watching TV / studying**

Matt and Greg _____

3 **making a cake / having lunch**

Jane and Rita _____

4 **eating chocolate / feeding the fish**

Tim _____

4 Read and answer.

These are my brothers and sisters. Fred isn't sleeping. He is studying. Jack is sleeping. Kate and Lisa are having breakfast. Kate is eating a banana and Lisa is drinking milk.

1. Is Jack sleeping?
Yes, he is.

2. Are Kate and Lisa having breakfast?
_____

3. Is Fred eating?
_____

4. Is Kate eating a sandwich?
_____

5. Is Lisa drinking milk?
_____

6. Are Jack and Fred watching TV?
_____

1 Look and write the time.

1. *It's half past six.*

2. _____

3. _____

4. _____

2 Look and write. Then follow the lines and write the time.

1. *What's the time?*
2. _____
3. _____
4. _____

_____

_____

It's half past two.

_____

3 Read and draw.

1. It's four o'clock.

2. It's half past six.

3. It's half past nine.

4. It's ten o'clock.

1 Look, match and write.

A



B

1. helmet	A
2. player	
3. throw	
4. kick	

C

D

2 Listen and tick (✔).

A ☐

B ☐

1 Put the pictures in the correct order. Number (1-7).

A ☐



B ☐



C ☐



D 1



E ☐

F ☐

G ☐

2 Read and circle.

1. (picture 1) The ant is **planting a tree / studying**.

2. (picture 2) The ant is **watering the flowers / carrying food**.

3. (picture 4) The grasshopper is **skateboarding / carrying food**.

4. (picture 6) The ants are **fishing / eating and drinking**.

3 Do you like the story? Choose and colour.

3 PHONICS

1 Listen, point and say the sounds of the words.

2 Look and match. Then say and write.



/sk/ ☐ _____

/skw/ ☐ _____

/sl/ ☐ _____

/sm/ ☐ _____

/sp/ ☐ _____

3 Look, say and tick (✔).

1
- /sp/ ☐
- /sm/ ☐
- /sn/ ☐

2
- /sw/ ☐
- /sl/ ☐
- /sk/ ☐

3
- /skw/ ☐
- /st/ ☐
- /sp/ ☐

4 Look and write the correct blend. Then point and say the words.

1 _____ile

2 _____eep

3 _____irt

4 _____ake

PROJECT 3

1 **Write a sentence about what the people in the pictures are doing.**

1. _____

2. _____

3. _____

2 **Stick or draw pictures of yourself, a family member and your favourite pet. Answer the questions. Then write about the pictures and present them to the class.**

A. Answer the questions.

What is your brother/sister doing in the picture?

_____

What is your pet doing in the picture?

_____

What are you doing in the picture?

_____

B. Write.

I'm _____. Look! This is my _____.

_____.

This is my _____, _____.

_____.

Look at me! I _____.

3 ROUND-UP

1 Look and write.

ant | player | grasshopper | kick | ~~throw~~

1. throw
2. _____
3. _____
4. _____
5. _____



2 Read and circle.

1. Is Mary sleeping?
   Yes, she is. / No, she isn't.
2. Are Khaled and Omar planting a tree?
   Yes, they are. / No, they aren't.
3. Is Harry wearing a helmet?
   Yes, he is. / No, he isn't.
4. Are the girls having lunch?
   Yes, they are. / No, they aren't.

3 Answer the questions.



1. Is she watching TV?

No, she isn't.
She's feeding the fish.



2. Is he watering the flowers?

_____
_____
_____

3. Is she sleeping?



_____
_____
_____

4. Is he having dinner?



_____
_____
_____

1 Say the actions and tick (✔).



1. She's studying. ☆



2. She's cleaning. ☆

3. They're watching TV. ☆

4. She's planting a tree. ☆

5. He's reading. ☆

6. I'm feeding the fish. ☆

7. They're eating. ☆

8. He's drinking water. ☆

9. He's watering the flowers. ☆

10. She's making a cake. ☆

11. It's sleeping. ☆

12. I'm skateboarding. ☆

13. He's having breakfast/ lunch/dinner. ☆



14. He's fishing. ☆

15. It's carrying food. ☆

2 Tell the time and tick (✔).

1. It's two o'clock. ☆

2. It's half past six. ☆

3 Say and tick (✔).

1. player ☆

2. kick ☆

3. throw ☆

4. helmet ☆

5. ant ☆

6. grasshopper ☆

4 Read and tick (✔).

1

He is cleaning his desk. ☆

2

- Is Larry watering the flowers?
- Yes, he is. ☆

3

- Is Hamad eating?
- No, he isn't. He's watching TV. ☆

4



- What's the time?
- It's nine o'clock. ☆

4 Here and there

SONG

1 Look and circle.

1. The cat is behind the **toy shop / pet shop**.
2. The toy shop is next to the **bank / pet shop**.
3. The people are in front of the **toy shop / library**.
4. The library is between the **bank / school** and the **pet shop / toy shop**.

2 Look and write.

in front of **next to** **behind** **between** **on** **in** **under**

1. Where's Omar?
   Omar is *behind* the tree.
2. Where's the library?
   The library is _____ the bank and the toy shop.
3. Where's the toy shop?
   The toy shop is _____ the library.
4. Where's the robot?
   The robot is _____ the table.
5. Where's the tree?
   The tree is _____ the bank.
6. Where's the ball?
   The ball is _____ the table.
7. Eman is _____ the library.

1 Look and write.

dolphin ~~aquarium~~ fin shark

1 aquarium

2 _____



3 _____

4 _____

2 Look and write. Then match.

~~look~~ camera find

1. Look
   at the dolphins!

2. Can I have your _____,
   please?

3. I can't _____
   my ball. Where is it?

A

B

C 1

3 Read and write.

his	~~mine~~	hers	theirs	yours	ours

1. That book isn't _____*mine*_____. My book is at home.

2. Mrs White is our teacher. That pen is _____.

3. Those are my brother's trousers. They're _____.

4. We haven't got a red car. That car isn't _____.

5. I can't find my pencil. Can I have _____?

6. Look at these toys! They're Rashid and Ali's. They're _____.

4 Listen and match.

1

2

3

4

Kim

Lucy

1 Look and match.

1. take photos — B
2. throw rubbish in the rubbish bin — ☐
3. museum — ☐
4. be quiet — ☐

2 Look and circle.

1. You **must** / **mustn't** eat or drink.
2. You **must** / **mustn't** be quiet.
3. You **must** / **mustn't** take photos.
4. You **must** / **mustn't** listen to your teacher.
5. You **must** / **mustn't** throw rubbish.

3 Look and write. Use must or mustn't.

1 **swim in the lake**
You mustn't swim in the lake.



2 **listen to your teacher**

3 **feed the animals**

4 **throw rubbish in the rubbish bin**

5 **eat or drink in the library**

4 Listen and number (1-4).

A



B

C 1

D

5 Write about yourself.

1. I must _____
_____.
2. I must _____
_____.
3. I mustn't _____
_____.
4. I mustn't _____
_____.

1 Write the numbers in words.

20 twenty

55 _____

60 _____

47 _____

94 _____

78 _____

89 _____

33 _____

2 Look and write.

1. My grandad is eighty-three years old.

2. There are _____ books in the library.

3. There are _____ toys in the toy shop.

4. There are _____ fish in the aquarium.

1 Make a street sign. Then say.

1

Choose the street sign you want to make and draw it on a piece of A4 paper.

2



Glue it on a piece of card.

3

Cut it out.

4



Attach a stick at the back of your sign using tape.

1 Read the story again and circle.

1. Fred and Kevin are at the **shopping centre** / **bookshop**.

2. Fred **can** / **can't** read the map.

3. Fred's cousin is **in front of** / **next to** the children.

4. The boys **are** / **aren't** on TV.

2 Do you like the story? Choose and colour.

4 PHONICS

1 Listen and circle. Then point and say.

1 ch sh

2 ch sh

3 ch sh

4 ch sh

5 ch sh

2 Read and say. Then write the words.

1 _____oe

2 wat_____

3 _____ild



4 bru_____

5 _____irt

3 Look, point and say. Then write the words in the correct bubble.

/ʃ/

shoes

_____

_____

/tʃ/

chicken

_____

_____

PROJECT 4

1 Look and write what you must and mustn't do in the classroom.

be quiet	✔
eat	✘
drink	✘
listen to your teacher	✔
run	✘

1. *You must be quiet.*
2. _____
3. _____
4. _____
5. _____

2 Now think of a different place. Then stick or draw signs and write a notice about what you must or mustn't do there. Then present it to the class.

At _____

You must _____

_____

_____.

You must _____

_____

_____.

You mustn't _____

_____

_____.

You mustn't _____

_____

_____.

4 ROUND-UP

1 Look and circle. Then match.

1. **Look** / **Help** at the dolphin. It's beautiful!
2. I can **help** / **find** you!
3. I can't **look** / **find** my tablet. Where is it?
4. You must be quiet in a **library** / **toy shop.**

2 Look and write. Use must or mustn't.

~~throw rubbish~~ | be quiet | take photos | eat or drink

1. You *mustn't* *throw rubbish* in the park.

2. You _____ _____ in a bookshop.

3. You _____ _____. The baby is sleeping.

4. You _____ _____ in the museum.

3 Look and match.

1. Turn left.
2. Stop.
3. Go straight.
4. Don't turn right.
5. Cross the street here.

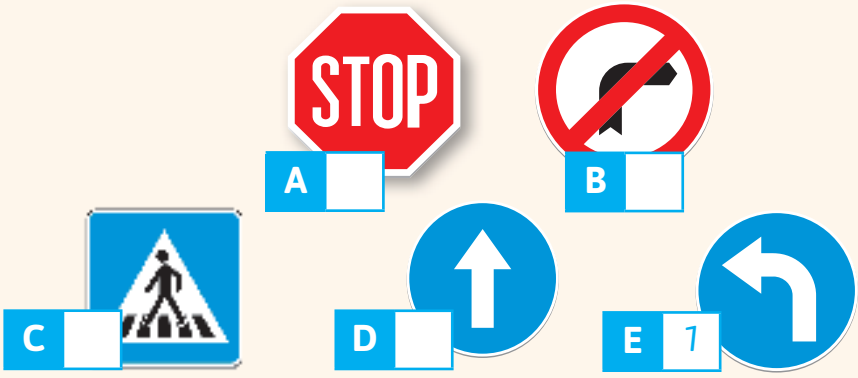

4 Look, read and match.

51	37	100	84	22	95
A 3	B	C	D	E	F

1	2	3	4	5	6
a hundred	eighty-four	fifty-one	ninety-five	thirty-seven	twenty-two

Now I can...

4

1 Say the places and tick (✔).

1. library ☆

2. bank ☆

3. pet shop ☆

4. toy shop ☆

5. aquarium ☆

6. museum ☆

7. shopping centre ☆

8. restaurant ☆

9. bookshop ☆

2 Say and tick (✔).

1. people ☆

2. look ☆

3. help ☆


4. find ☆

5. shark ☆

6. dolphin ☆

7. fin ☆

8. camera ☆

9. be quiet ☆

10. throw rubbish ☆

11. take photos ☆

12. rubbish bin ☆

3 Say the rules and tick (✔).

1. Go straight. ☆

2. Turn right. ☆

3. Don't turn left. ☆

4. Stop. ☆

5. Cross the street here. ☆

4 Read and tick (✔).

1 The cat is behind the pet shop. ☆


2 You must listen to your teacher. ☆

3 There are a hundred books in the library. ☆

4 We are brother and sister. This ball is ours. ☆

SMART MOVES MODULES 3–4

1 Look, read and write T for True, F for False or DK for Don't Know.

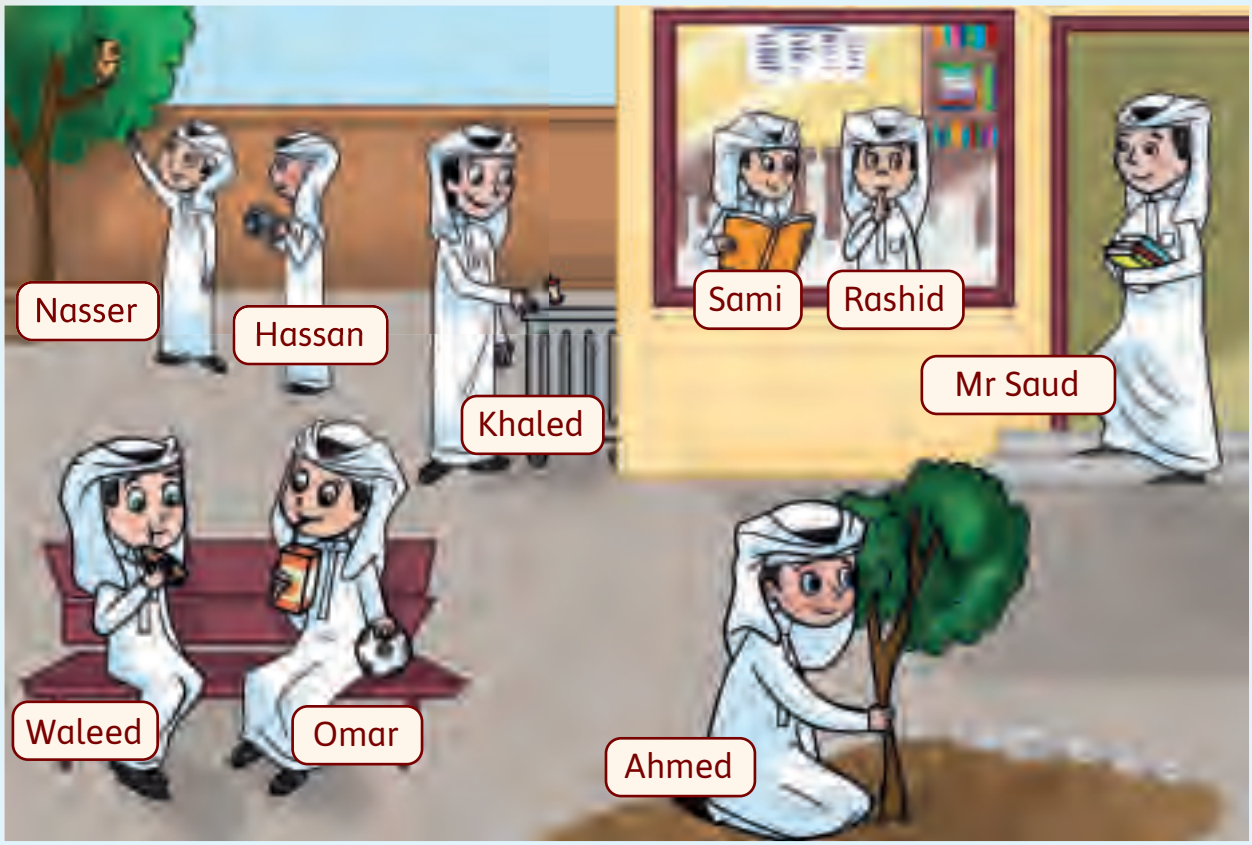

1. The teacher is carrying books. T
2. A boy is reading. ☐
3. A boy is planting an apple tree. ☐
4. A boy is drinking lemonade. ☐
5. A boy is throwing rubbish in the rubbish bin. ☐

2 Who am I? Read, look at the picture and write the names.

1. I'm thirsty. Omar
2. Be quiet! _____
3. I like this book. _____
4. I like trees. _____
5. Come in, children! _____

3 Look at the picture. Choose a boy and guess what he is saying. Have your partner say the name.

Day by day

5

SONG

1 Look and match.

1. pray D
2. go shopping
3. do karate
4. go cycling
5. play cricket

A


B

C

E

D

2 Look and write sentences with **always** (✔✔), **sometimes** (✔) or **never** (✘).

At the weekend...	Mike	Tom	Harry
do karate	✘	✔✔	✔✔
play cricket	✔✔	✔	✘
go shopping	✔	✘	✔

1. Mike *never does* karate.
   He *always plays* cricket.
   He *sometimes goes* shopping.
2. Tom _____ karate.
   He _____ cricket.
   He _____ shopping.
3. Harry _____ karate.
   He _____ cricket.
   He _____ shopping.

5 TOP STARS

1 Look and write. Then match.

drives ~~get up~~ walk have take

1. I always *get up* at 6.00 on Mondays.
2. Do you _____ the bus to school?
3. My dad _____ a red car.
4. We never _____ a lesson on Saturdays.
5. We always _____ to school. It's next to our house.

A

B

C

D 1

E

2 Look and circle. Then answer.

1

Do / **Does** James play cricket?
Yes, *he does*.

2

Do / Does you have a lesson on Saturdays, Alex?
No, _____.

3

Do / Does your brothers get up at 6.00 on Mondays?
Yes, _____.

4

Do / Does your sister walk to school?
No, _____.

3 Look and write questions. Then answer.

1. Larry / walk to school?

Does Larry walk to school?

No, he doesn't. He takes the bus.

2. they / get up at six o'clock on Saturdays?

3. Reema / drink milk for breakfast?

4. they / play basketball on Saturdays?

5. your dad / drive a blue car?

5 OUR WORLD

1 Look and complete.

1

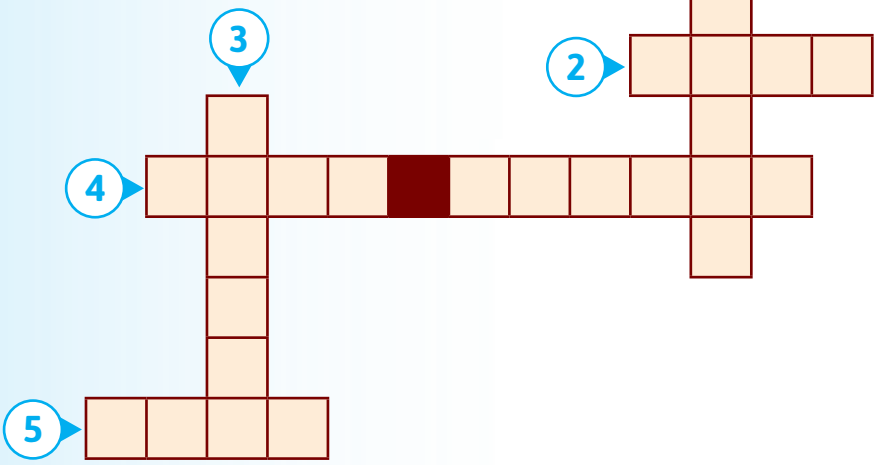

2

3



4

5

2 Look, read and match.

A

B

C 1

D

1. John doesn't get up at ten o'clock at the weekend.

2. They don't play volleyball. They play football.

3. I don't eat oranges.
I eat apples.

4. It doesn't sleep in the house.

3 Look and read. Then write.

doesn't drive	don't take	~~don't eat~~
doesn't play	don't watch	doesn't fly

1. We *don't eat* chocolate for breakfast.

2. I _____ TV on Mondays. I study.

3. They _____ the bus to school. They walk to school.

4. Melanie _____ computer games. She reads books.

5. My grandad _____ a blue car. He drives a red car.

6. A cat _____. It jumps.

4 Read, look and complete.

This is Hassan. He (**1**) *doesn't walk* to school. He (**2**) _____ the bus. He (**3**) _____ football. He (**4**) _____ basketball.

5 LET'S PLAY

1 Look, read and write.

teacher taxi driver ~~dentist~~ firefighter



1 What do you do?

I'm a *dentist*.
I fix people's teeth.





2 What do you do?

I'm a _____.
I drive a taxi.

3 What do you do?

I'm a _____.
I put out fires.

4 What do you do?

I'm a _____.
I work in a school.

2 Look and write.

~~farmer~~ photographer dentist firefighter

1. What *does he do*?
He works on a farm.
He's a *farmer*.



2. What _____?
He fixes people's teeth.
He's a _____.

3. What _____?
He puts out fires.
He's a _____.

4. What _____?
She takes photos.
She's a _____.

1 Look and write.

playground food place build

1. _____

3. _____

2. _____

4. _____

2 Read and match.

1. Let's help other people!

A

2. Let's clean our town!

B

3 Read and write T for True or F for False.

1. Help clean your town. Go to 'Clean up the World'. _____
2. Make the world a happy place for people with Qatar charity. _____
3. People in 'Clean Up the World' build schools and hospitals. _____

5 STORY

1 Put the pictures in the correct order. Number (1-7).

A

B


C

E

F


D


G

2 Read and circle.

1. Tom is a firefighter. He **walks / takes the bus** to work.
2. He **always / sometimes** wears his uniform.
3. There's a **rabbit / cat** in the house.
4. Tom gets in the house through a small **window / door**.

3 Do you like the story? Choose and colour.

1 Listen and circle. Then point and say.



1 /s/ /z/ /ɪz/

2 /s/ /z/ /ɪz/

3 /s/ /z/ /ɪz/

4 /s/ /z/ /ɪz/

5 /s/ /z/ /ɪz/

2 Which one doesn't belong? Read and circle. Then say the sounds of each word.

1. swims	sleeps	stands	**4.** sails	teaches	runs
2. watches	sits	puts	**5.** stops	packs	wears
3. flies	laughs	writes			

3 Look, read and write.

1 brush_____

s es

6 clap_____

2 paint_____

3 swim_____

4 laugh_____

5 teach_____

4 Look and read. Then say and write one more word.



1 touches watch____



2 writes drink____



3 smiles flie_____

5 PROJECT

1 Read and put the words in the correct order.

1. play / I / every day / cricket
I play cricket every day.

2. to school / walks / She

3. is / photographer / a / He

4. doesn't / a / bus / He / drive

2 Stick or draw pictures of yourself. Answer the questions. Then, write about yourself and present it to the class.

A. Answer the questions.

What's your name?

What time do you get up at the weekend?

What do you always do at the weekend?

What do you sometimes do at the weekend?

B. Write.

My name's _____.

At the weekend, I _____

_____.

I always _____

_____.

I _____

_____ too. Look at me!

1 Look and write always (✔✔), sometimes (✔), never (✘).

1. Betty _____ (✔✔) does her homework.
2. I _____ (✘) play football. I don't like it.
3. We _____ (✔) go cycling at the weekend.
4. My dad _____ (✔✔) takes the bus to work.

2 Look, write and answer.

1. What *does* Aisha do?
   She's a photographer.
2. What _____ they do?
   _____
3. What _____ Dan do?
   _____

3 Look and answer.

1. Does he go shopping?
   No, he doesn't.
   He goes cycling.

2. Do they walk to school?
   _____
   _____

3. Does he play football?
   _____
   _____

4. Do they get up at seven o'clock?
   _____
   _____

4 Read and answer about yourself.

1. Do you take the bus to school? _____.
2. Do you get up early on Fridays? _____.

5 Now I can...

1 Say the actions and tick (✔).

1. go shopping ☆

2. go cycling ☆

3. do karate ☆

4. play cricket ☆

5. pray ☆

6. get up early ☆

7. drive a car ☆

8. have a lesson ☆

9. take the bus ☆

10. walk to school ☆

11. put out fires ☆

12. build ☆

13. fix teeth ☆

14. save ☆

15. stay ☆

2 Say the occupations and tick (✔).

1. cook ☆

2. farmer ☆

3. taxi driver ☆

4. police officer ☆

5. firefighter ☆


6. dentist ☆

7. photographer ☆

3 Say and tick (✔).

1. farm ☆


2. hotel ☆

3. food ☆

4. place ☆

5. playground ☆

6. fire ☆

7. uniform ☆

4 Read and tick (✔).

1

I always play cricket on Saturdays. ☆

2

- Does your sister walk to school?
- No, she doesn't. ☆

3

They don't play volleyball. They play football. ☆

4

- What does he do?
- He's a farmer. ☆

Revision MODULES 1–5

1 Look and write.

1. 67 sixty-seven
2. 98 _____
3. 34 _____
4. 50 _____

2 Look and match.

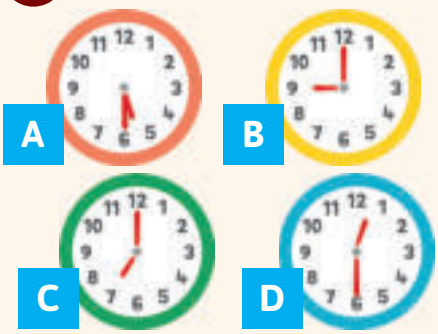

1. It's seven o'clock. C
2. It's nine o'clock. ☐
3. It's half past twelve. ☐
4. It's half past five. ☐

3 Look, read and write the names.

1. He has got curly hair. He has got a moustache. He's wearing a blue jacket. He's _____.

2. He has got straight hair. He has got a beard. He's wearing a brown jacket. He's _____.


Ted

Jack

4 Look and circle.

1. You **must** / **mustn't** be quiet in the classroom.
2. You **must** / **mustn't** eat in the library.
3. You **must** / **mustn't** throw rubbish in the park.
4. You **must** / **mustn't** listen to the teacher.

5 Look and circle. Then write.

his ~~**their**~~ **its** **her**

1.
These / **Those** are *their* shoes.

2.
This / **That** is _____ watch.

3. 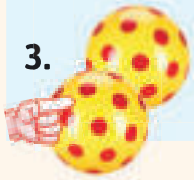
These / **Those** are _____ balls.

4. 
This / **That** is _____ handbag.

REVISION | MODULES 1–5

6 Use the phrases and answer the questions.

~~watch TV~~ do homework have breakfast drink water

1. Is he watering the flowers?
   No, he isn't.
   He's watching TV.

2. Are they eating pizza?
   _____
   _____

3. Is she making a cake?
   _____
   _____

4. Is he playing football?
   _____
   _____

7 Look and write.

in front of behind
~~next to~~ between

1. Where's the bank?
   It's *next to* the library.
2. Where's the library?
   It's _____ the bank and the toy shop.
3. Where's the blue car?
   It's _____ the toy shop.
4. Where's the tree?
   It's _____ the bank.

8 Read and write. Use the Present Simple.

1. He always *gets up* (get up) early on Mondays.
2. They sometimes _____ (go) cycling on Saturdays.
3. _____ your dad _____ (drive) a blue car?
   Yes, he does.
4. _____ the boys _____ (have) a lesson on Saturdays? No, they don't.
5. They _____ (not walk) to school. They _____ (take) the bus.
6. My uncle _____ (put out) fires. He's a firefighter.
7. Omar is a dentist. He _____ (fix) people's teeth.
8. Billy _____ (not play) cricket. He _____ (do) karate.

1 Trace and copy.

A a a a a

a a a a a

B B B B B

b b b b b

C C C C C

c c c c c

D D D D D

d d d d d

E E E E E

e e e e e

2 CURSIVE WRITING

1 Trace and copy.

F 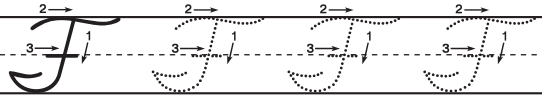

f 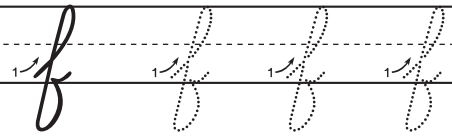

G 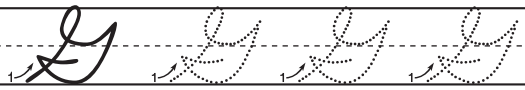

g 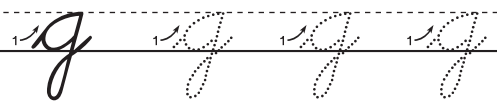

H 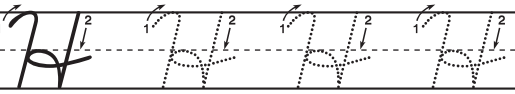

h 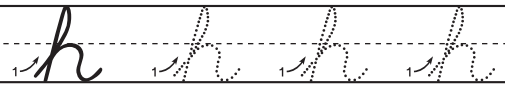

I 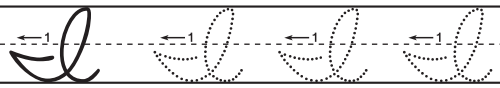

i 

J 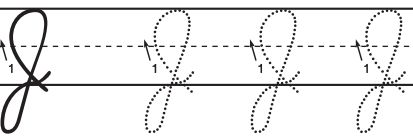

j 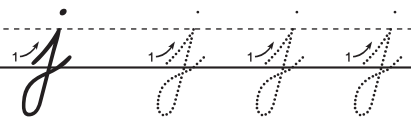

1 Trace and copy.

K K K K K K

k k k k k k

L L L L L

l l l l l

M M M M M

m m m m m

N N N N

n n n n

O O O O

o o o o

4 CURSIVE WRITING

1 Trace and copy.

P p p p p

p p p p p

Q Q Q Q Q

q q q q q

R R R R R

r r r r r

S S S S S

s s s s s

T T T T T

t t t t t

1 Trace and copy.

U U U U U

u u u u u

V V V V V

v v v v v

W W W W W

w w w w w

X X X X X

x x x x x

Y Y Y Y Y

y y y y y

Z Z Z Z Z

z z z z z

BOARD GAME 1 (Modules 1–5)

1

Can he run?

START

2

Are they scared?

3

Can he swim?

10

Say.

39

11

Say.

12

What is she doing?

13

Whose robot is this?

Ali

14

We are brother and sister. This ball is _____.

15

Say.

16

Is it dirty?

BOARD GAME 1 (Modules 1–5)

4 Has he got a moustache?

5 Are they watching TV?



6 What's the time?

7 Go to 11.

8 Where is Omar?

9 This camera is _____. Look!

17 Say.

18 Can you play basketball?

19 Oh, no! Go back to 15.

20 Where is the library?



Top Skills MODULES 1–2

1 **Look and read. Put a ✔ or an ✘ in the box. There is one example.**

Example:
This is a skirt. ✔

1. These are kites. 

2. This is a T-shirt.

3. This is an ear. 

4. This is a nose.

5. These are shoes.

2 **Look at the picture. Listen and colour. There is one example.**



3 Look and find.



She has got a brother. Her grandma is Reema. Her uncle is Ahmed. Her cousin is Hasna. Her dad's name is Salim. Who is she? .....

4 Find and write.

Frank

Pam


Brian and Tom

1. Has Frank got a moustache?
   Yes, he has.
2. Has Pam got brown hair?
   _____
3. Have Brian and Tom got straight hair?
   _____
4. Has Pam got curly hair?
   _____
5. Has Frank got a beard?
   _____
6. Has Brian and Tom got curly hair?
   _____

5 Look and answer.

Sally

Ken

Betty

Tom

1. *It's Ken's.*

2. _____

3. _____

4. _____

Top Skills MODULES 3–4

1 Look at the pictures. Look at the letters. Write the words.

1

a p e r l y

_ _ _ _ _ _

2

a k n b

_ _ _ _

3

a k r h s

_ _ _ _ _

4

u s m m e u

_ _ _ _ _ _

2 Look and read. Write Yes or No. There is one example.

Example:
The car is in front of the bank. *Yes*

1. The tree is next to the bank. _____

2. The bank is between the park and the school. _____

3. The boy is behind the tree. _____

3 Look at the pictures. Listen and tick (✔). There is one example.

Example: What is Kate doing?

A ☐

B ✔

C ☐

1. What is Peter doing?



A ☐

B ☐

C ☐

2. Where's the park?

A ☐

B ☐

C ☐

3. What's the time?

A ☐

B ☐

C ☐

4 Read and complete with must or mustn't.

1. You _mustn't_ talk in the classroom.
2. You _____ be quiet in the library.
3. You _____ throw the rubbish in the rubbish bin.
4. You _____ take photos in this museum.

5 Read and circle.

1. This is my camera. It's **mine** / **yours**.
2. These are her shoes. They're **his** / **hers**.
3. This is their ball. It's **ours** / **theirs**.
4. Look! That is our car. It's **ours** / **yours**.
5. This dress is for you. It's **theirs** / **yours**.

6 Look and write the time.

1. It's eight o'clock.

2. _____

3. _____

4. _____

7 Look and spot the differences. Then say.

1

2

Top Stars 3a
Workbook
H. Q. Mitchell - Marileni Malkogianni

Published by: **MM Publications**
www.mmpublications.com
info@mmpublications.com

Offices
UK China Cyprus Greece Korea Poland Turkey USA
Associated companies and representatives throughout the world.

Copyright © 2020 MM Publications

All rights reserved. No part of this publication may be reproduced, stored in a retrieval system or transmitted in any form or by any means, electronic, mechanical, photocopying, recording or otherwise, without permission in writing from the publishers, in accordance with the contract concluded with the Ministry of Education and Higher Education of the State of Qatar.

We would like to thank Shutterstock and 123RF for permission to reproduce copyright photographs.

Produced in the EU

ISBN: 978-618-05-4604-0 N2004013553-17342

TOP STARS

is an exciting primary course that creates a fun and motivating environment for young learners.

For students:

- Student's Book
- Full-colour Workbook
- Student's CD-ROM

For teachers:

- Teacher's Book
- Class Audio Material (Online)
- Resources for Teachers (Online)
- Interactive Whiteboard Material
- Flashcards
- Phonics Cards

CEFR		Pre-A1	A1 Low	A1 Mid	A1 High	A2 Low
Top Stars	1	2	3	4	5	6

in accordance with the Common European Framework

ISBN: 978-618-05-4604-0

mm publications