

H. Q. Mitchell – Marileni Malkogianni



# TOP STARS

1a

## Alphabet Book



Academic Year 2020–2021

  
mm  
publications

GRADE **1**

SEMESTER 1



# TOP STARS **1a**

**School**

**Name**

**Class**

## Alphabet Book

H. Q. Mitchell – Marileni Malkogianni

Academic Year 2020–2021



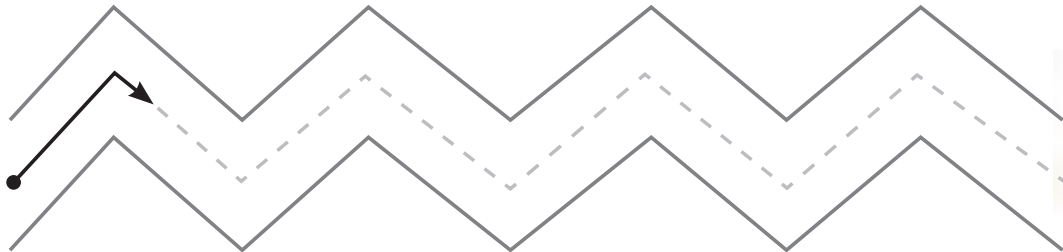
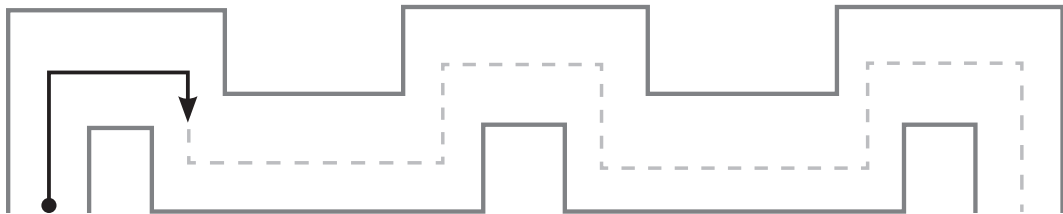
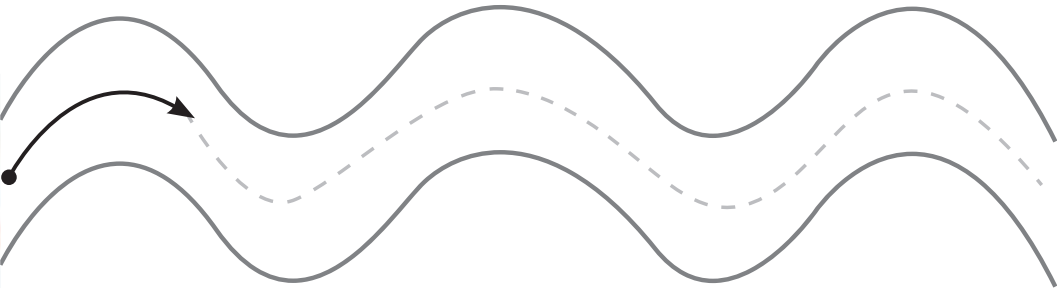




# CONTENTS

Tracing lines .....	4
Letter <b>Aa</b> .....	6
Letter <b>Bb</b> .....	7
Letter <b>Cc</b> .....	8
Letter <b>Dd</b> .....	9
Letter <b>Ee</b> .....	10
Letter <b>Ff</b> .....	11
Letter <b>Gg</b> .....	12
Letter <b>Hh</b> .....	13
Letter <b>Ii</b> .....	14
Letter <b>Jj</b> .....	15
Letter <b>Kk</b> .....	16
Letter <b>Ll</b> .....	17
Letter <b>Mm</b> .....	18
Letter <b>Nn</b> .....	19
Letter <b>Oo</b> .....	20
Letter <b>Pp</b> .....	21
Letter <b>Qq</b> .....	22
Letter <b>Rr</b> .....	23
Letter <b>Ss</b> .....	24
Letter <b>Tt</b> .....	25
Letter <b>Uu</b> .....	26
Letter <b>Vv</b> .....	27
Letter <b>Ww</b> .....	28
Letter <b>Xx</b> .....	29
Letter <b>Yy</b> .....	30
Letter <b>Zz</b> .....	31
Let's remember! (extra alphabet activities).....	32

1. Draw lines from left to right.

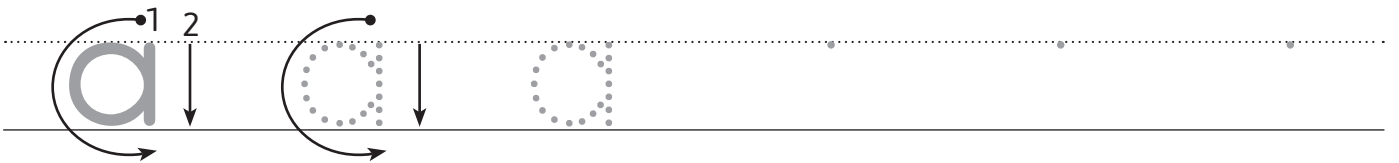
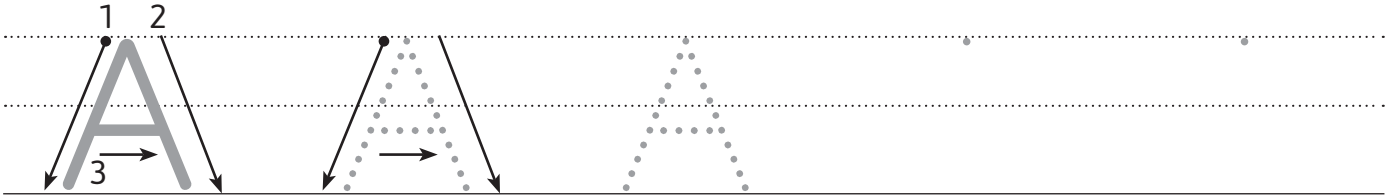


2. Draw lines from left to right.

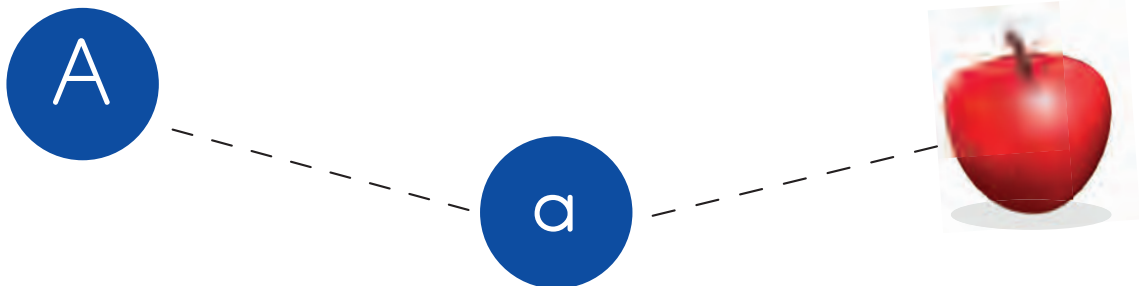


1. Listen and say the letter, the sound and the words. Then sing.

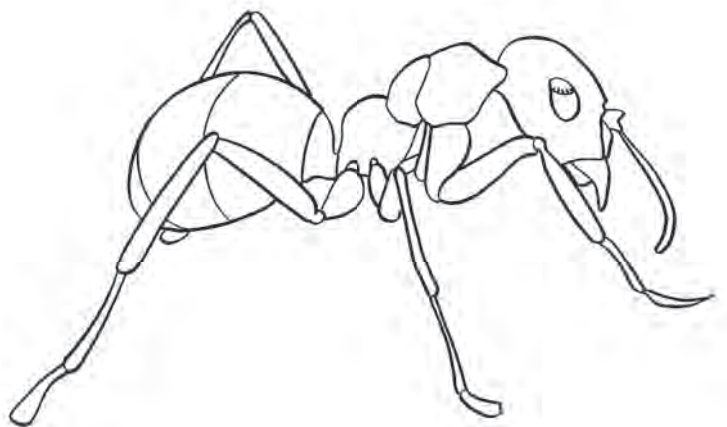
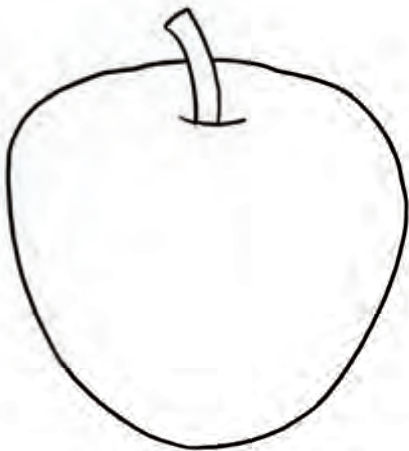
2. Trace. Then write.




3. Trace and say.



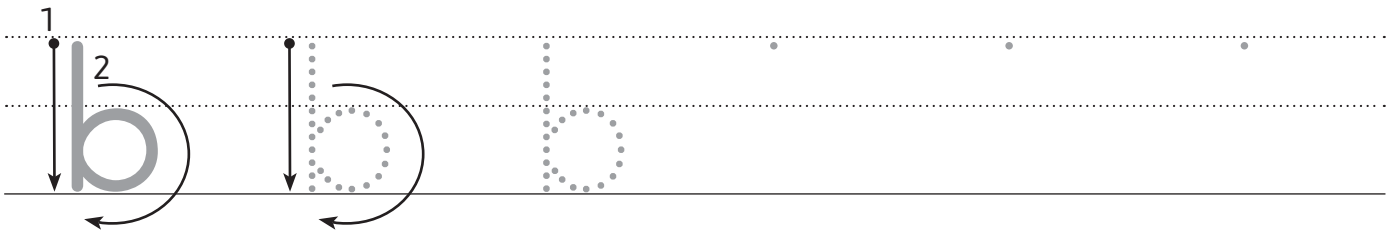
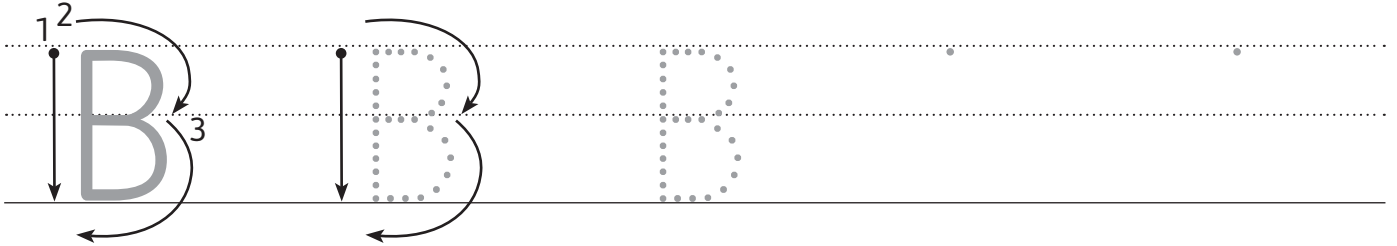
4. Colour. Then say.





1. Listen and say the letter, the sound and the words. Then sing.

2. Trace. Then write.




3. Look and circle.



4. Match.


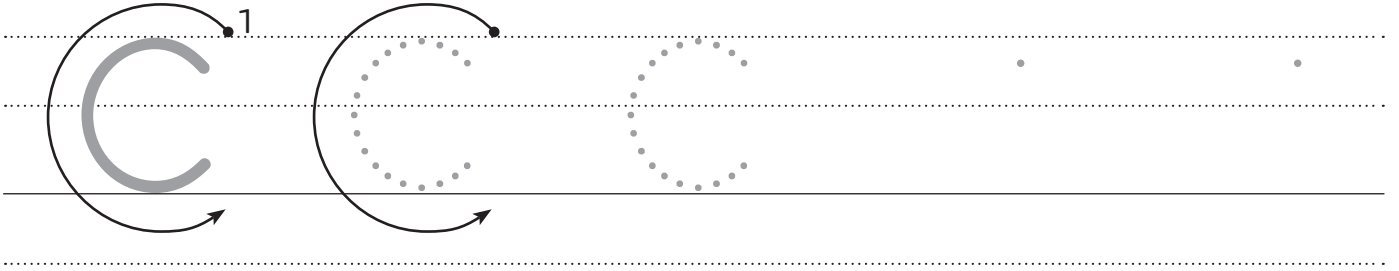




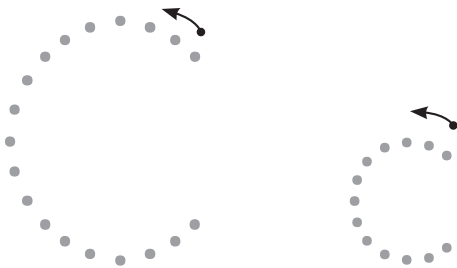


1. Listen and say the letter, the sound and the words. Then sing.

2. Trace. Then write.



3. Trace and match to the correct picture.



4. Look and write.



b

\_\_\_ike



a

\_\_\_pple



c

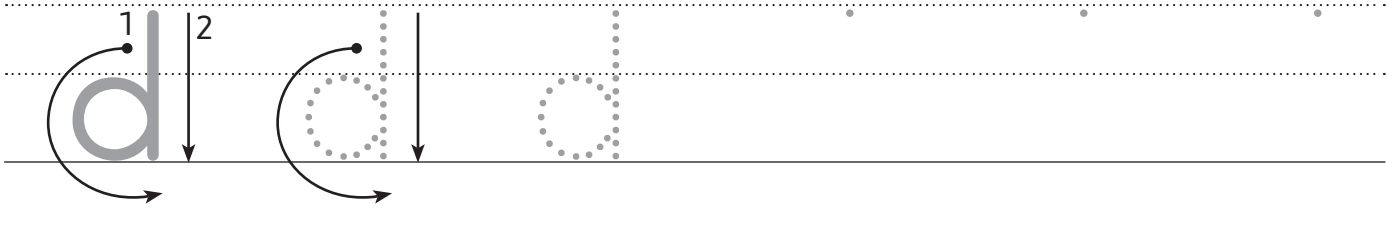
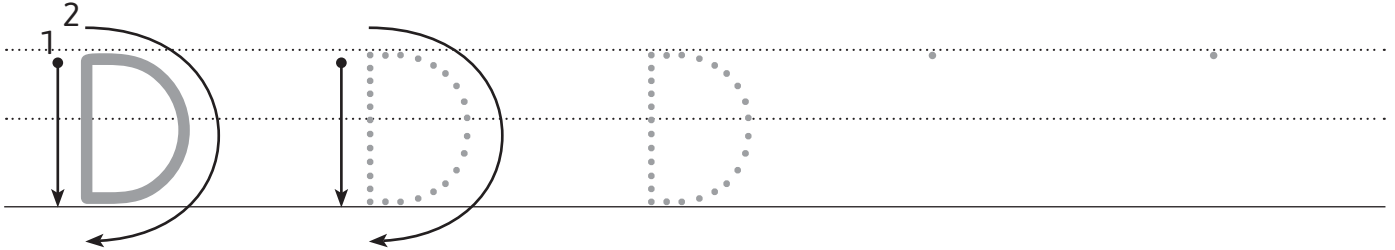
\_\_\_ake

# Dd




1. Listen and say the letter, the sound and the words. Then sing.

2. Trace. Then write.




3. Circle the pictures that begin with the letter 'Dd'. Then colour them.

# Dd



apple



dinosaur




duck



bike

4. Colour. Then circle the correct letter.

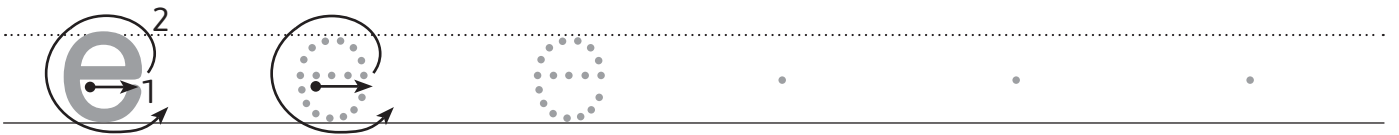


# b d



1. Listen and say the letter, the sound and the words. Then sing.

2. Trace. Then write.



3. Look and write 'e'.





\_\_\_\_ gg



\_\_\_\_ lephant

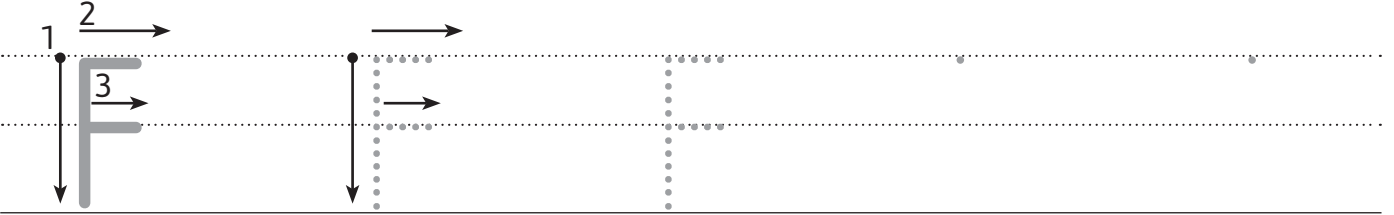
4. Match and colour.






1. Listen and say the letter, the sound and the words. Then sing.

2. Trace. Then write.



3. Colour. Then circle the correct letter.



f

e

4. Look and write.



a

\_\_\_\_\_pple



f

\_\_\_\_\_rog



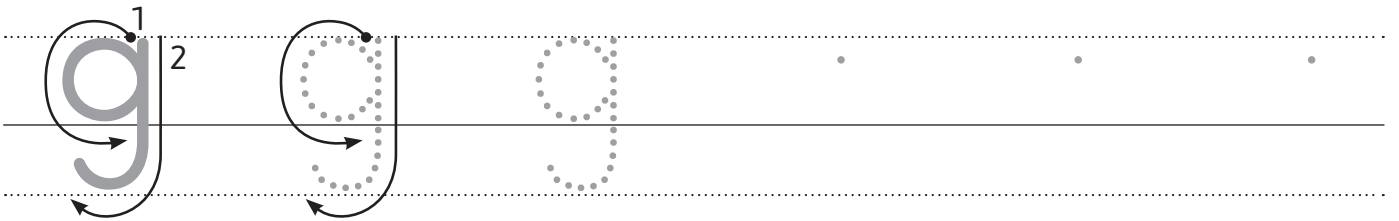
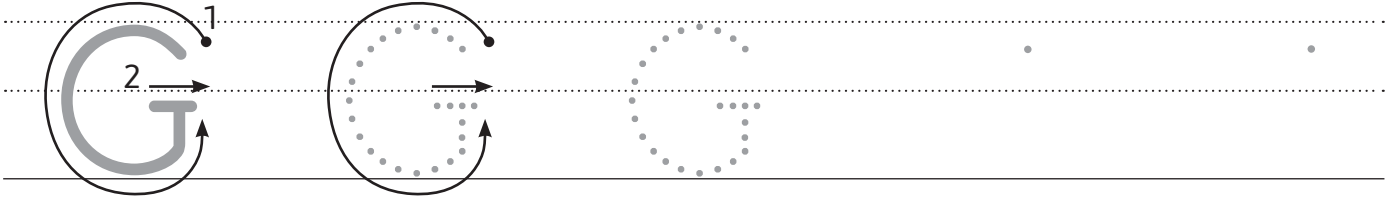
e

\_\_\_\_\_gg



1. Listen and say the letter, the sound and the words. Then sing.


2. Trace. Then write.



3. Match.



4. Draw something that begins with the letter 'Gg'.

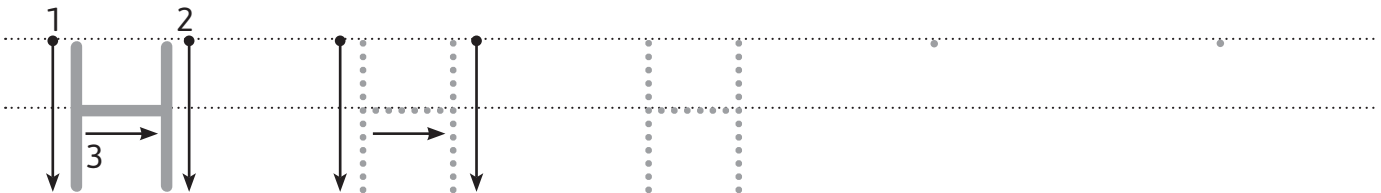




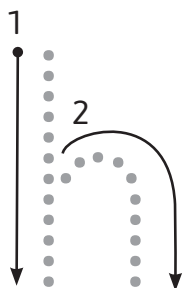


1. Listen and say the letter, the sound and the words. Then sing.

2. Trace. Then write.



3. Trace and match to the correct picture.



hat



girl

4. Circle the pictures that begin with the letter 'Hh'. Then colour them.

Hh



bike




hat



horse


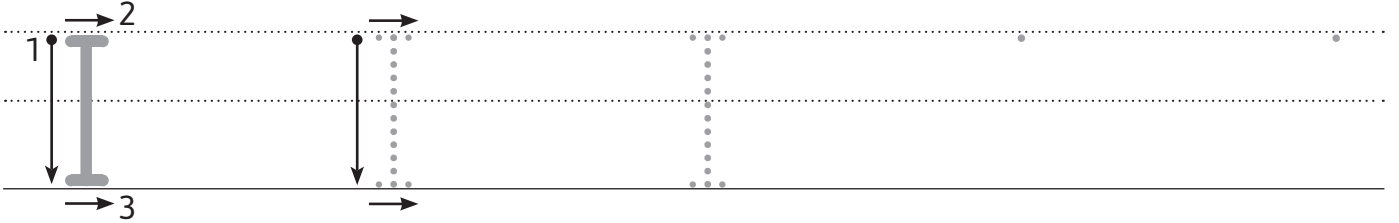


duck



1. Listen and say the letter, the sound and the words. Then sing.

2. Trace. Then write.



3. Colour. Then circle the correct letter.



i

e

4. Look and write.



e



h



i

egg

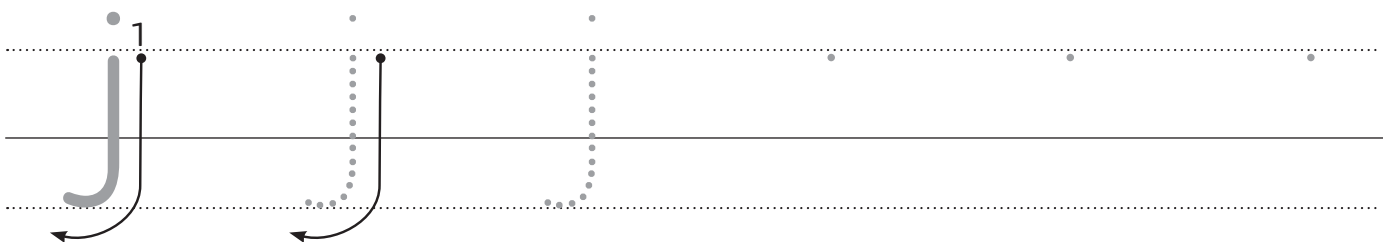
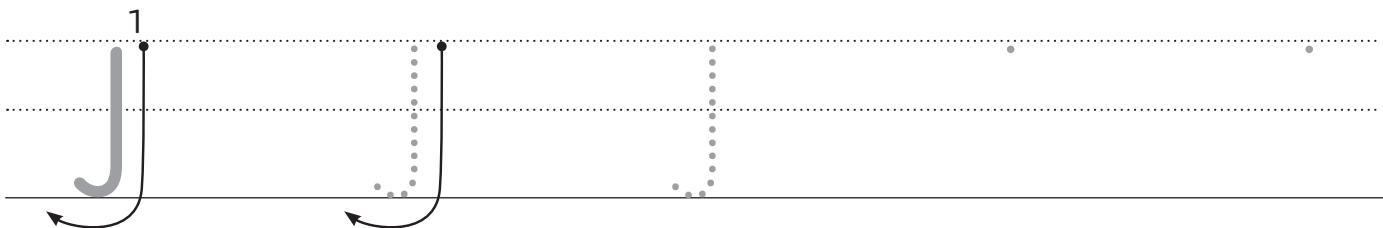
hat

insect



1. Listen and say the letter, the sound and the words. Then sing.

2. Trace. Then write.



3. Look and write 'j'.



\_\_\_\_\_ am



\_\_\_\_\_ acket

4. Colour. Then circle.

J

g



G

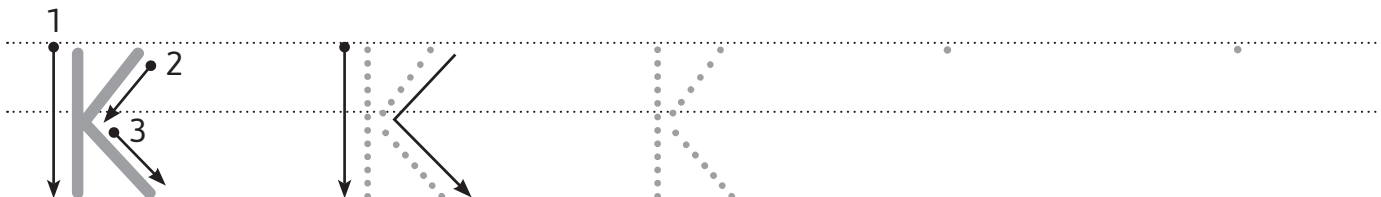
j

# Kk



1. Listen and say the letter, the sound and the words. Then sing.

2. Trace. Then write.



3. Look and write 'k'.



4. Circle the pictures that begin with the letter 'Kk'. Then colour them.

# Kk



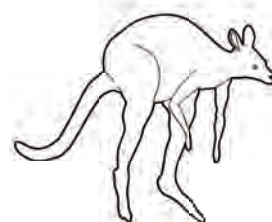
kite



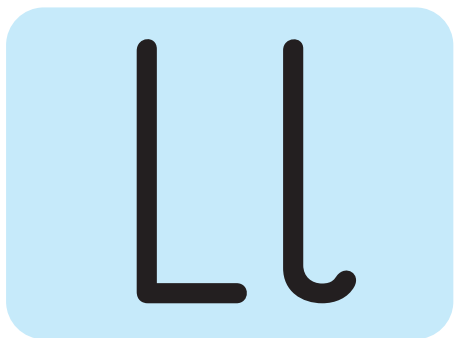
fish



jam

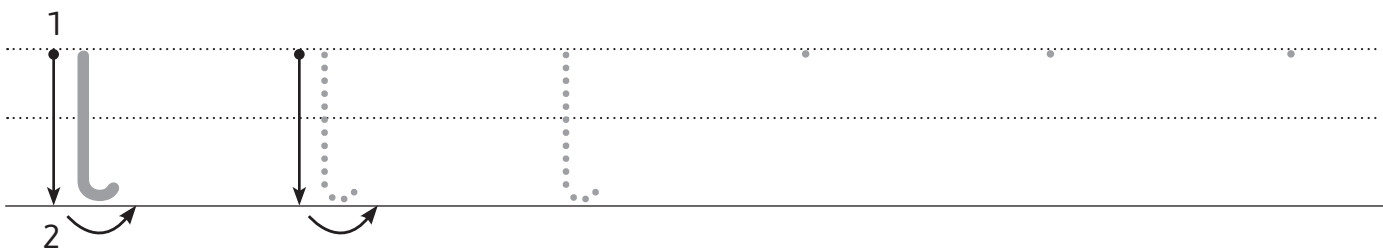
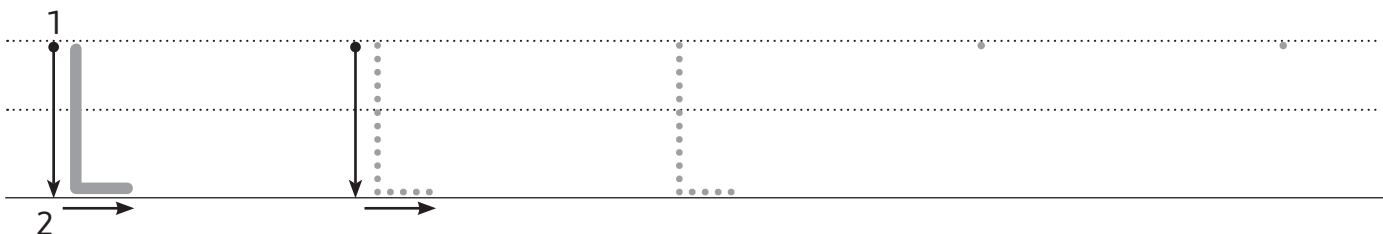


kangaroo



1. Listen and say the letter, the sound and the words. Then sing.

2. Trace. Then write.



3. Colour. Then circle the correct letter.



l

k

4. Match.

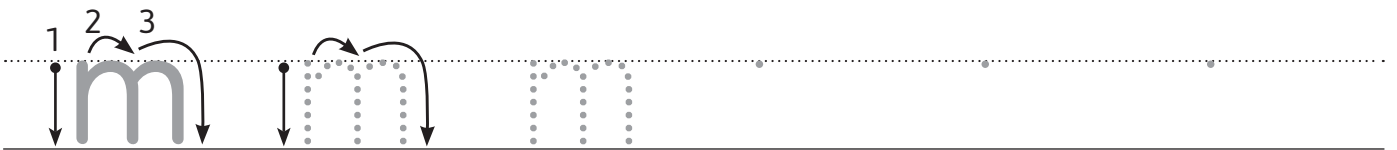
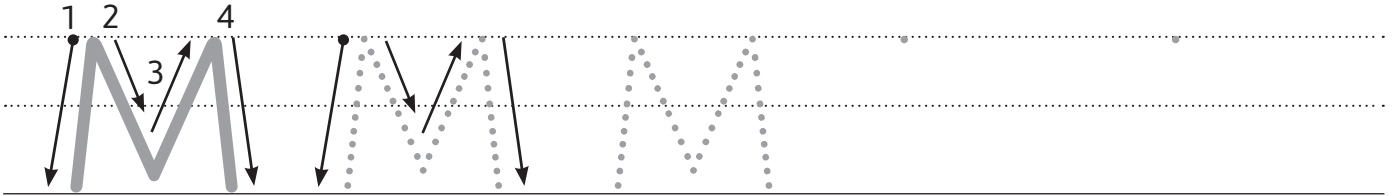






1. Listen and say the letter, the sound and the words. Then sing.

2. Trace. Then write.



3. Circle the pictures that begin with the letter 'Mm'. Then colour them.

Mm



moon      duck      cat      mouse

4. Look and match.



Kk


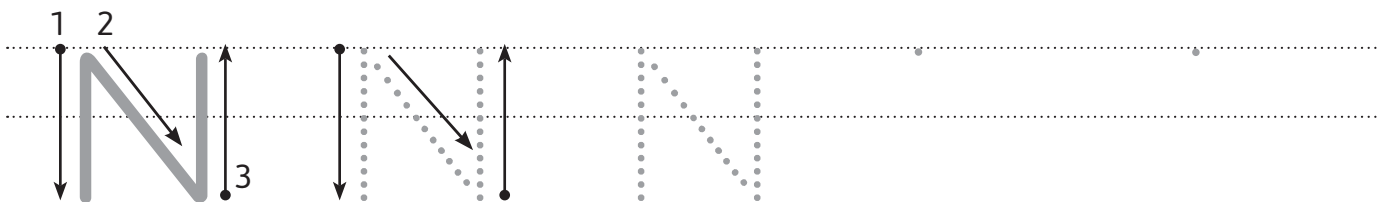
Mm

Ll

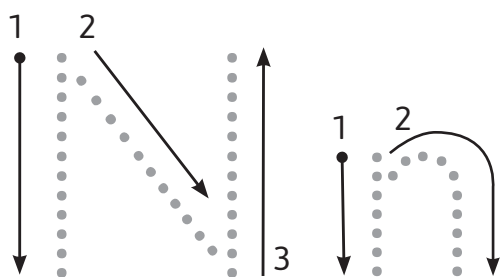


1. Listen and say the letter, the sound and the words. Then sing.

2. Trace. Then write.



3. Trace and match to the correct picture.




4. Colour. Then circle the correct letter.



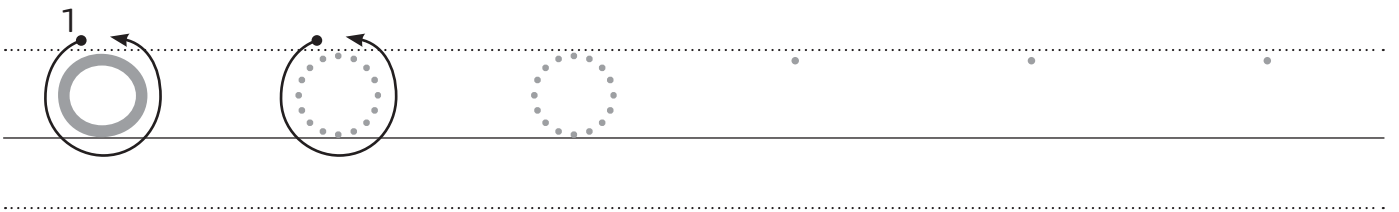
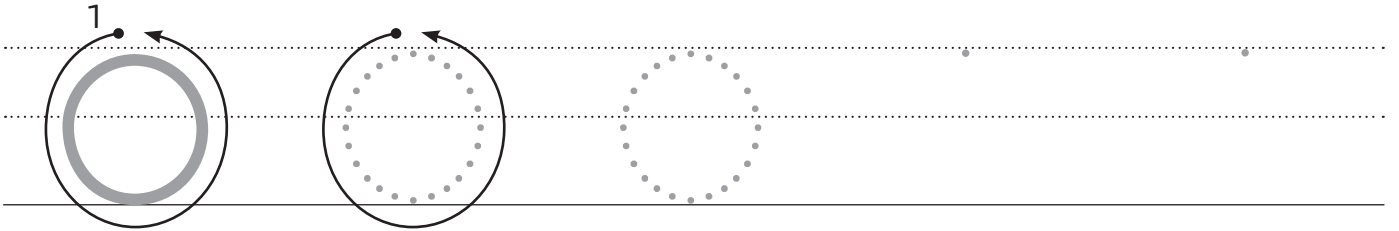
n

h



1. Listen and say the letter, the sound and the words. Then sing.

2. Trace. Then write.



3. Look and write 'o'.



\_\_\_\_\_ live



\_\_\_\_\_ ctopus

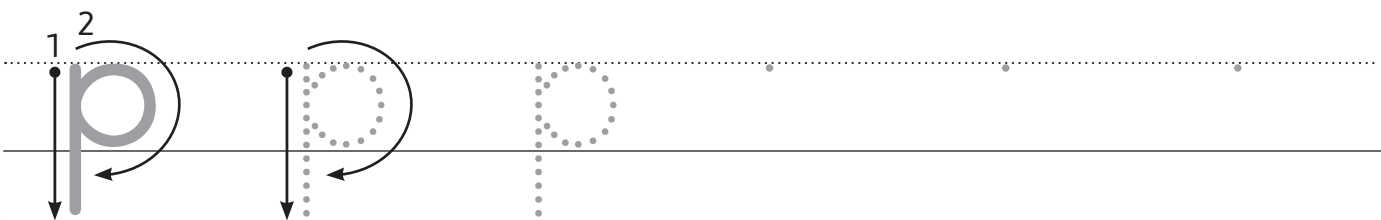
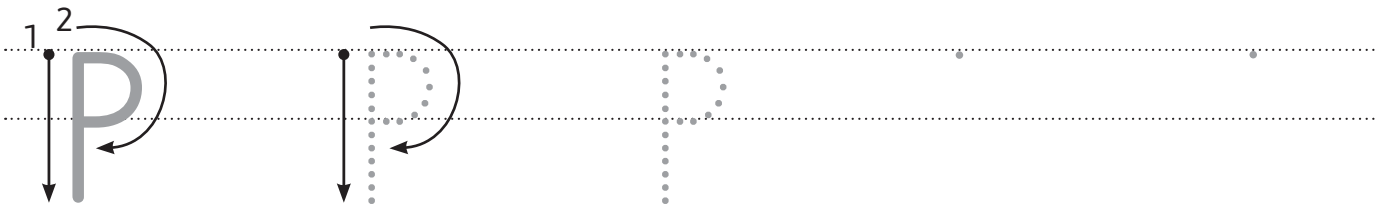
4. Match and colour.






1. Listen and say the letter, the sound and the words. Then sing.

2. Trace. Then write.



3. Colour. Then circle the correct letter.



p  
d

4. Look and match.



Pp

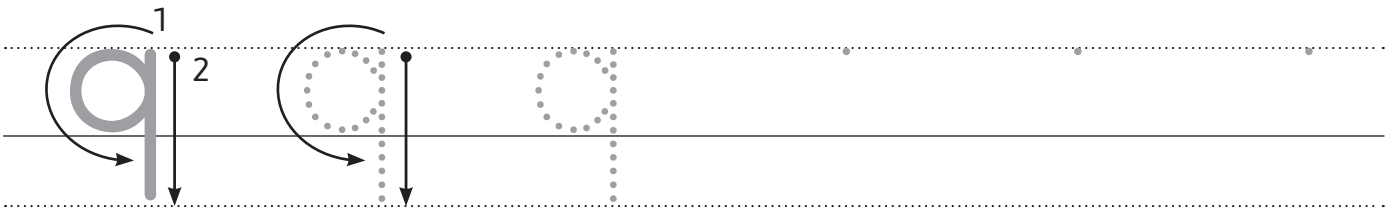
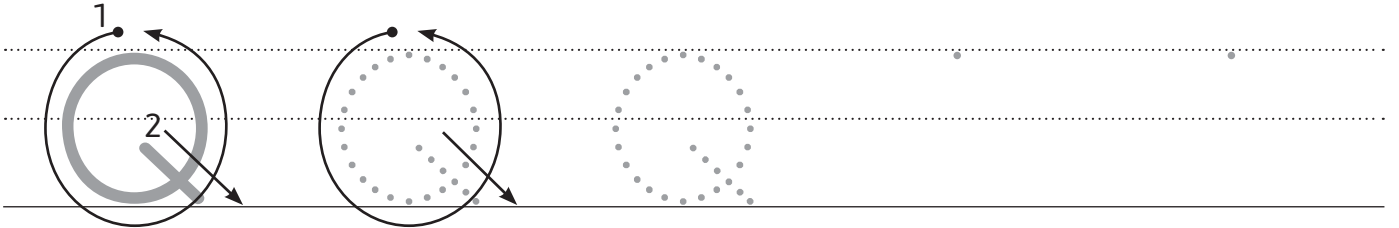
Aa

Oo

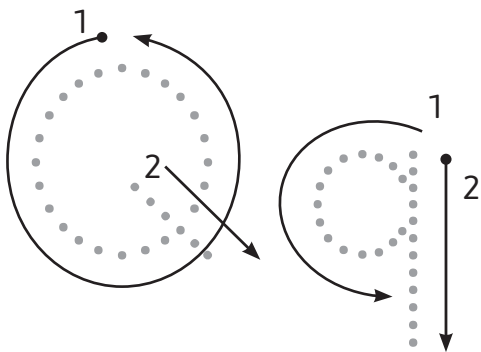


1. Listen and say the letter, the sound and the words. Then sing.

2. Trace. Then write.



3. Trace and match to the correct picture.



4. Circle the picture that begins with the letter 'Qq'. Then colour it.



olive



pencil



queen



lion


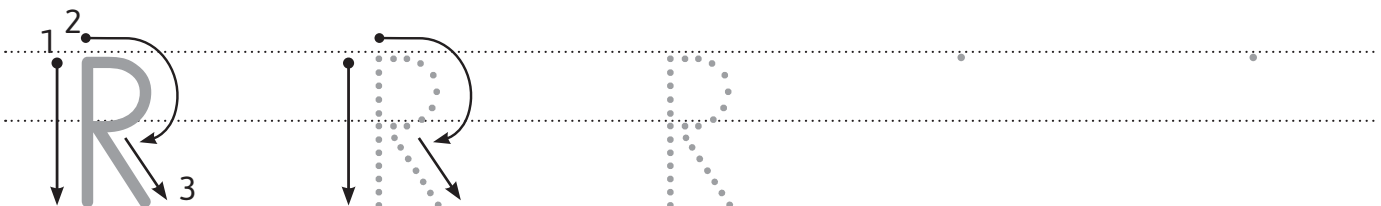


# Rr



1. Listen and say the letter, the sound and the words. Then sing.

2. Trace. Then write.



3. Look and write 'r'.




\_\_\_\_\_abbit



\_\_\_\_\_ing


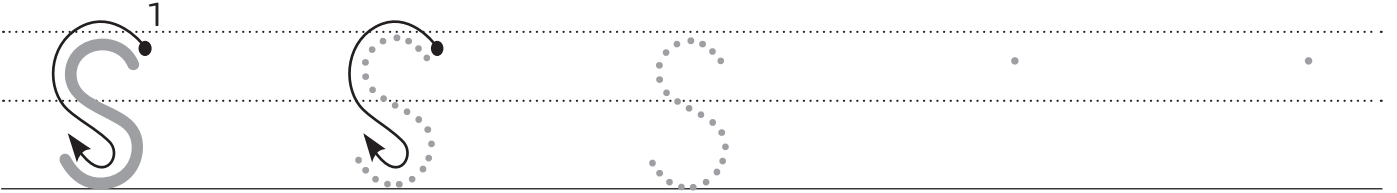
4. Match and colour.





1. Listen and say the letter, the sound and the words. Then sing.

2. Trace. Then write.




3. Circle the pictures that begin with the letter 'Ss'. Then colour them.

Ss



snake



star




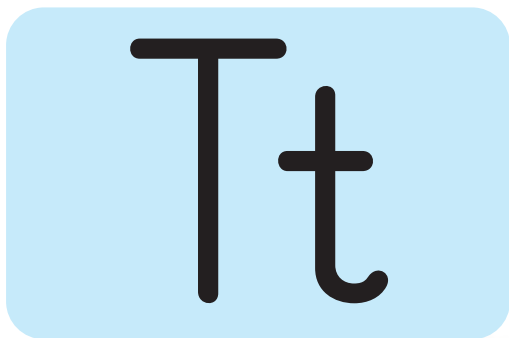
apple



bike

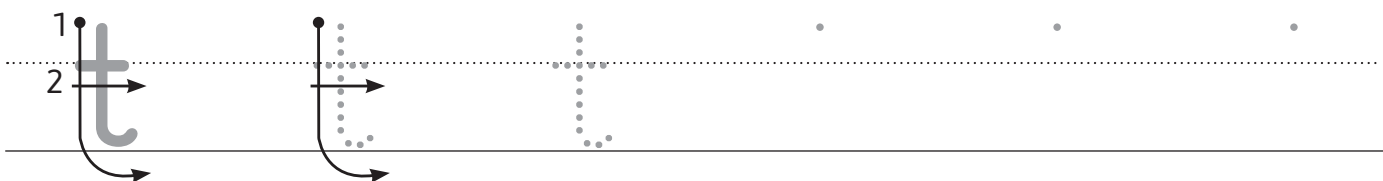
4. Draw something that begins with the letter 'Ss'.





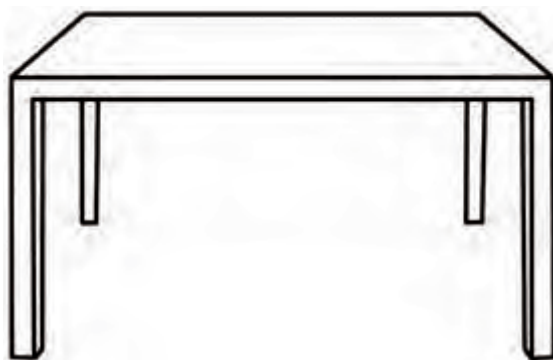
1. Listen and say the letter, the sound and the words. Then sing.

2. Trace. Then write.



3. Look and circle. Then colour.

T  
s



S  
t


4. Look and match.



Tt

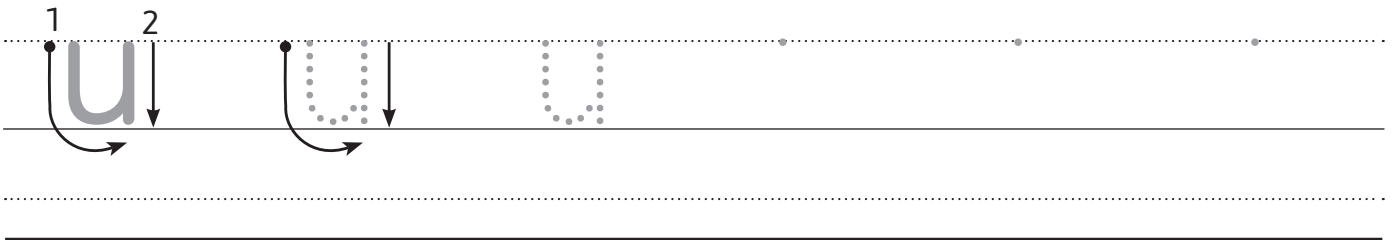
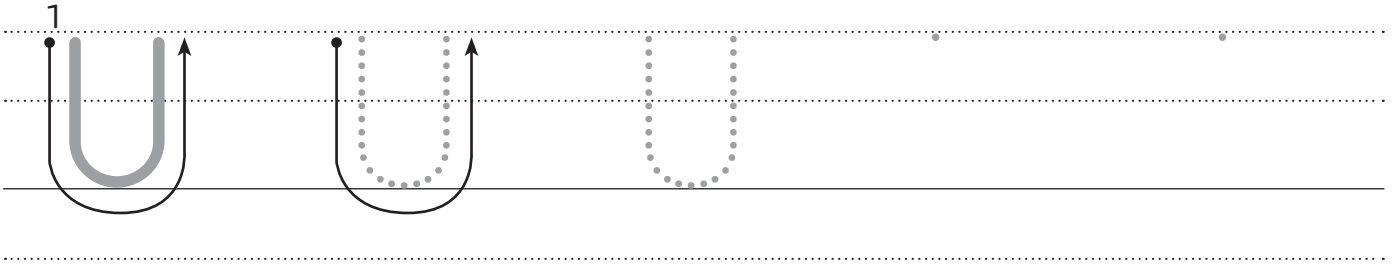
Ss

Rr

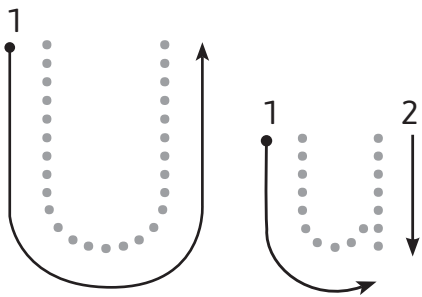


1. Listen and say the letter, the sound and the words. Then sing.

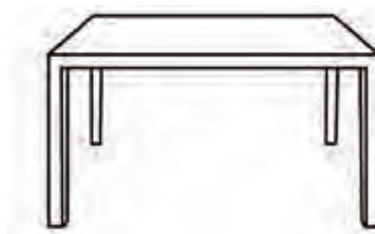
2. Trace. Then write.



3. Trace and match to the correct picture.




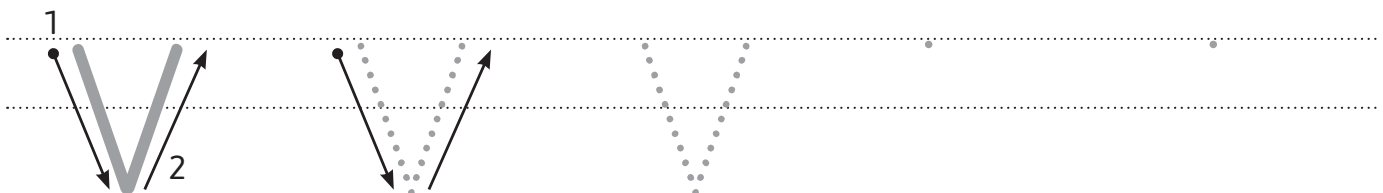
4. Match and colour.





1. Listen and say the letter, the sound and the words. Then sing.

2. Trace. Then write.



3. Circle the pictures that begin with the letter 'Vv'. Then colour them.




vase

umbrella

table

van

4. Colour. Then circle the correct letter.



v

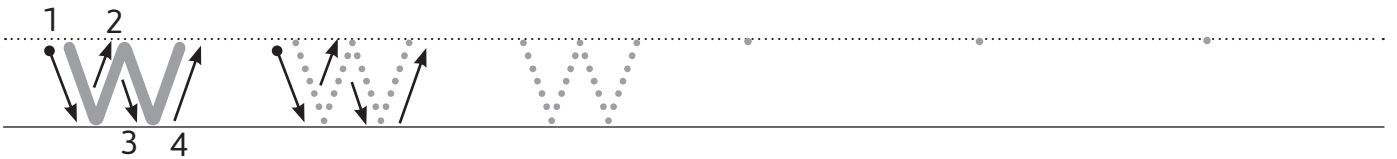
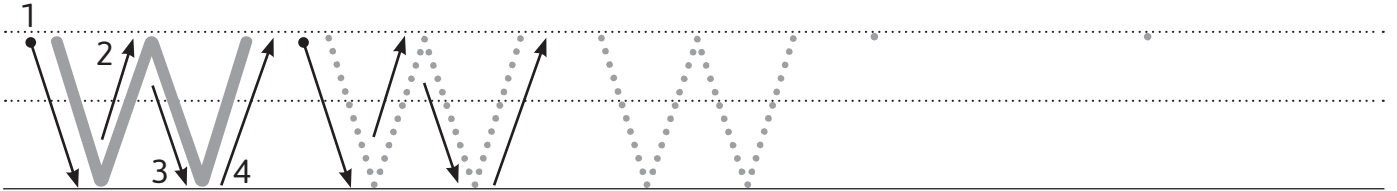
u





1. Listen and say the letter, the sound and the words. Then sing.


2. Trace. Then write.



3. Look and write 'w'.




\_\_\_\_\_indow



\_\_\_\_\_hale

4. Look and circle. Then colour.






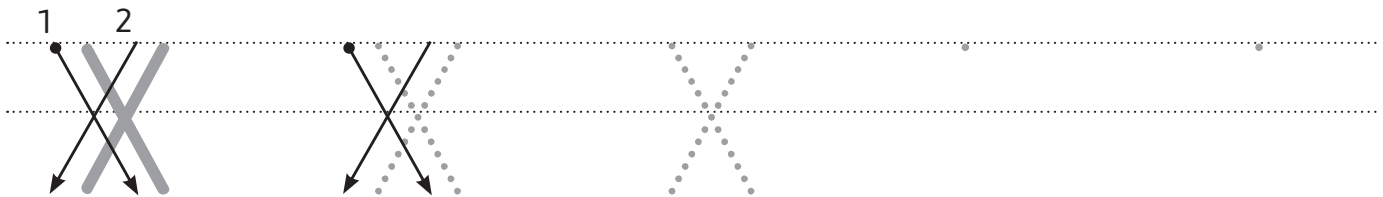
box



fox

1. Listen and say the letter, the sound and the words. Then sing.

2. Trace. Then write.



3. Look and match.

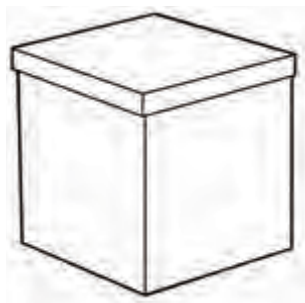


Ww


Xx

Vv


4. Look and write 'x'. Then colour.



bo \_\_\_\_\_

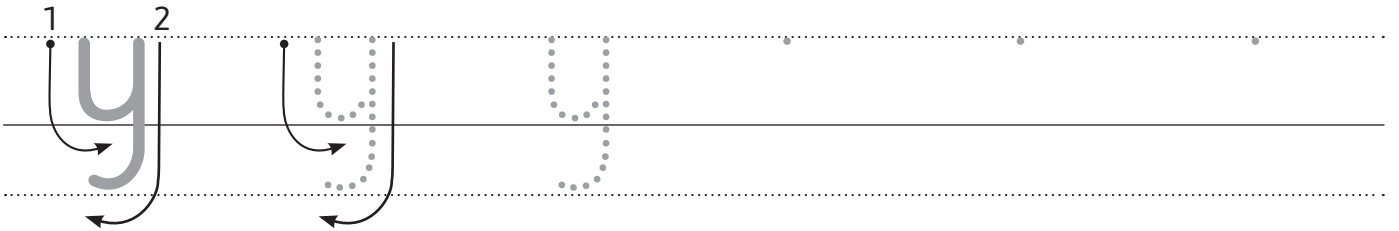
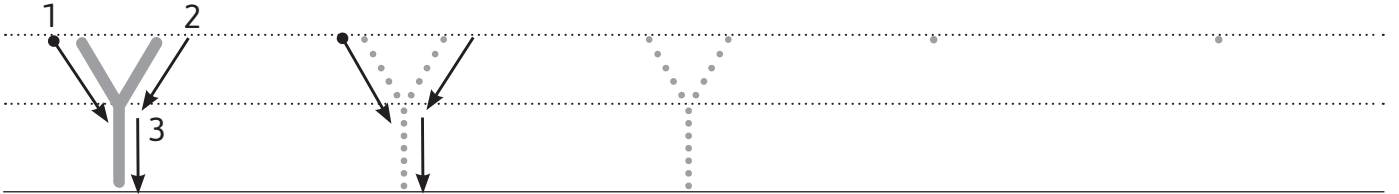


fo \_\_\_\_\_

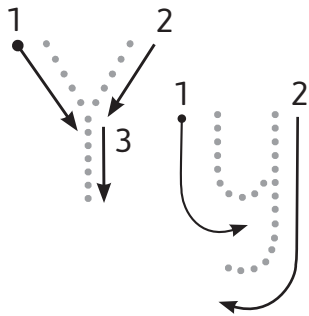


1. Listen and say the letter, the sound and the words. Then sing.

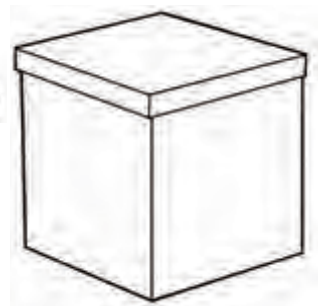
2. Trace. Then write.



3. Trace and match to the correct picture.



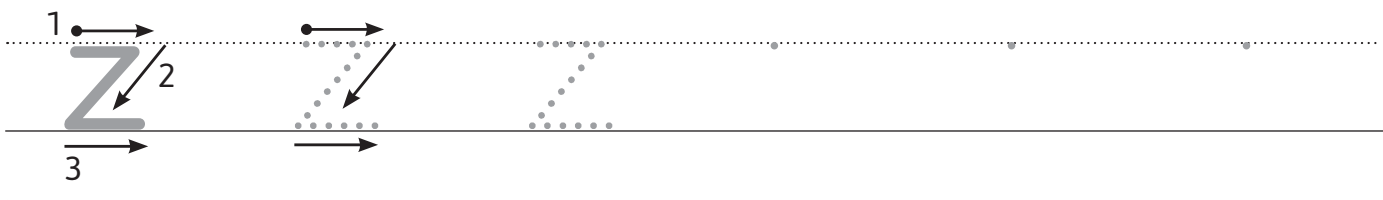
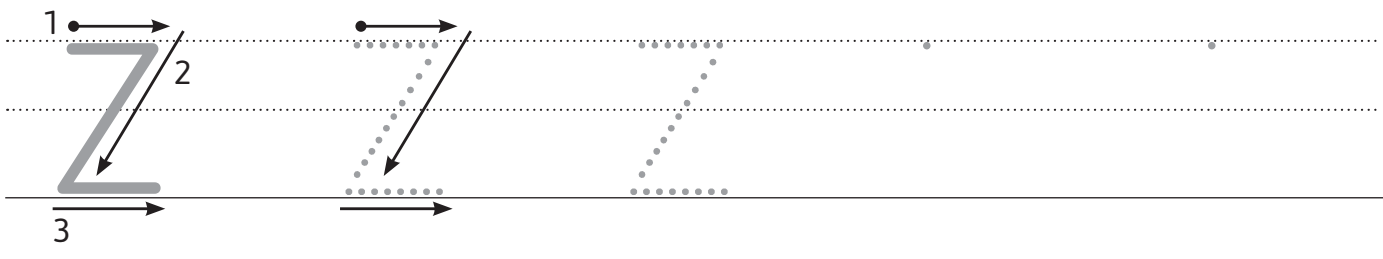
4. Match and colour.





1. Listen and say the letter, the sound and the words. Then sing.

2. Trace. Then write.



3. Circle the pictures that begin with the letter 'Zz'. Then colour them.

Zz



zebra



yo-yo




zoo



box

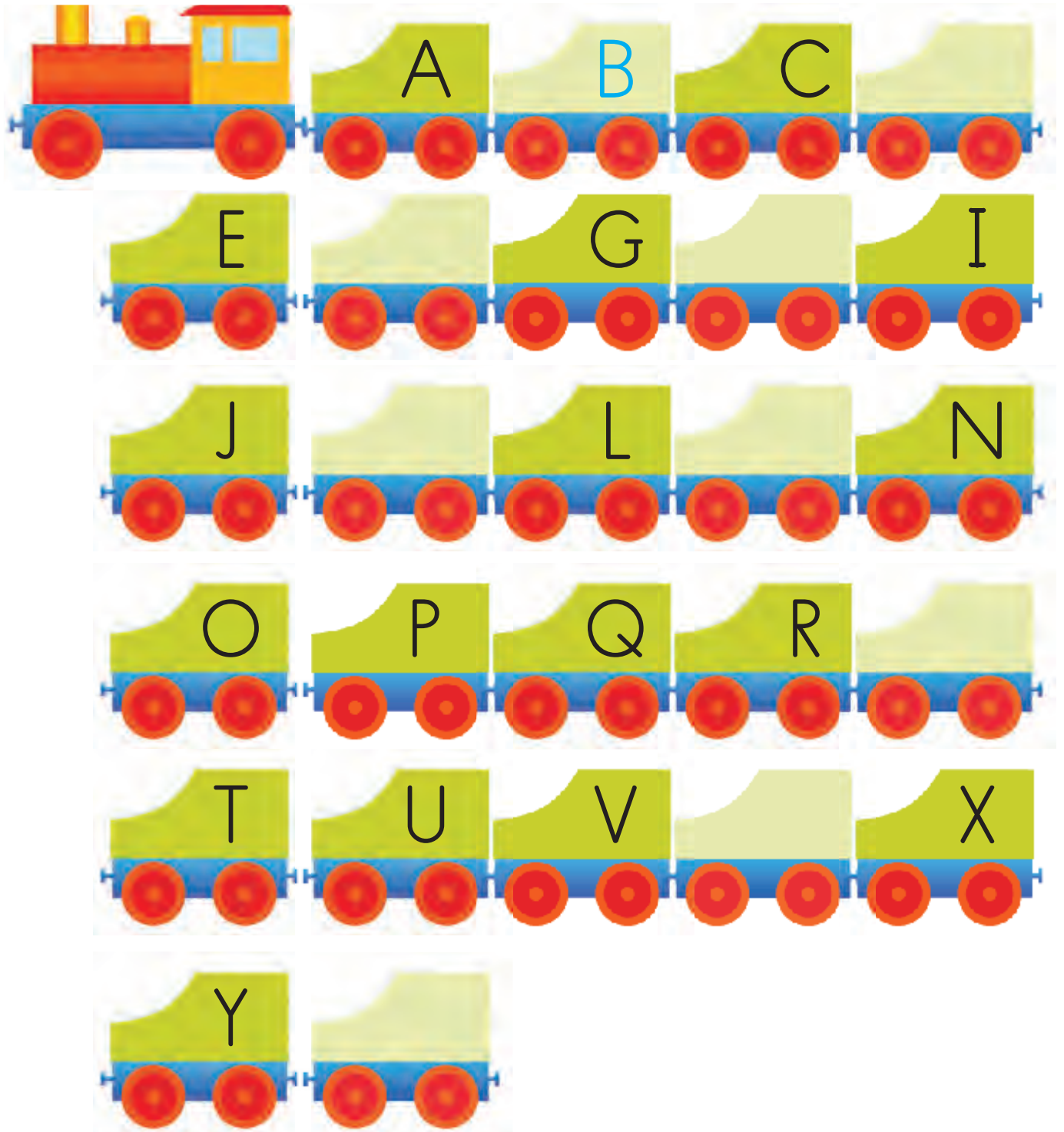
4. Draw and colour something that begins with the letter 'Zz'.



# Let's remember!

1. Complete.

D F H ~~B~~ M K S Z W



2. Circle.

B	a	B	B	c
D	D	n	k	D
E	z	R	E	E
t	k	t	t	V
x	M	s	x	x
z	z	W	z	y

3. Match.

A diagram illustrating a match between the letter 'A' in the top row and the letter 'a' in the bottom row. A blue line connects the 'A' to the 'a'.

4. Circle.

Three 2x2 grids of letters are shown, each with a central letter and four surrounding letters. The grids are labeled 1, 2, and 3 above them.

- Grid 1: Central letter 'I'. Surrounding letters: 'a' (top-left), 'i' (top-right, circled in blue), 't' (bottom-left), 'k' (bottom-right).
- Grid 2: Central letter 'K'. Surrounding letters: 's' (top-left), 'o' (top-right), 'k' (bottom-left), 'v' (bottom-right).
- Grid 3: Central letter 'N'. Surrounding letters: 'n' (top-left), 'p' (top-right), 'u' (bottom-left), 'b' (bottom-right).



5. Look and circle the correct letter.

1



z

x

2



n

w

3



d

u

4



r

f

5



a

o

6



b

i

7



y

c

6. Look and match.

1 Aa



2 Dd



3 Ff



4 Kk



5 Pp



6 Yy



7 Ii



8 Qq



7. Write.

z r d j l u b s ~~a~~

1



.....  
.....  
a  
.....

2



.....  
.....  
.....  
.....

3



.....  
.....  
.....  
.....

4



.....  
.....  
.....  
.....

5



.....  
.....  
.....  
.....

6



.....  
.....  
.....  
.....

7



.....  
.....  
.....  
.....

8



.....  
.....  
.....  
.....

9



.....  
.....  
.....  
.....

[illegible]

[illegible]

[illegible]



**Top Stars 1a**  
**Alphabet book**

H. Q. Mitchell - Marileni Malkogianni

Published by: **MM Publications**  
www.mmpublications.com  
info@mmpublications.com

**Offices**

UK China Cyprus Greece Korea Poland Turkey USA  
Associated companies and representatives throughout the world.

Copyright © 2020 MM Publications

All rights reserved. No part of this publication may be reproduced, stored in a retrieval system or transmitted in any form or by any means, electronic, mechanical, photocopying, recording or otherwise, without permission in writing from the publishers, in accordance with the contract concluded with the Ministry of Education and Higher Education of the State of Qatar.

We would like to thank Shutterstock and 123RF for permission to reproduce copyright photographs.

Produced in the EU

# TOP STARS



is an exciting primary course that creates a fun and motivating environment for young learners.

CEFR		Pre-A1	A1 Low	A1 Mid	A1 High	A2 Low
Top Stars	1	2	3	4	5	6

