



# English Language Booklet

Seventh Grade

Second Semester



(Recovery Stage)

Stage 2



# **English Language Booklet**

**Seventh Grade**

**Second Semester**



**(Recovery Stage)**

**Stage 2**

## Content

No.	page	Title	Unit(s)	Textbook(s)	Pages in Textbooks
1	4	Exploring the importance of Petra as one of the world wonders.	4	SB	SB44
2	8	Using notes to write a coherent report.	4	SB	SB50
3	12	Superlatives - comparatives(Describing people and things by comparing and contrasting using adjectives, comparative and superlative forms )	5	SB	SB57-58
4	16	Identifying the main elements of a story (plot/ climax / setting / character ) Narrating a story using the main elements.	5	SB	SB62
5	20	Identifying issues related to adventure.	6	SB	(SB(72-
6	24	Narrating a story of a famous traveller.	6	SB	(SB (74
7	28	Answer key.	4-5-6		

## Introduction

**This booklet is provided by the Ministry of Education (MOE) to the students of the seventh grade with an essential summary of English language textbook (Action Pack 7) for the second semester. This summary is designed to reinforce self-learning and to compensate what students in Jordan schools missed for varied reasons.**

**Self- learning is defined as the acquisition of knowledge, skills, and experiences by individuals in a self-process way by relying on themselves. It aims at improving and developing the autonomous learners' personality, abilities and skills by practicing a collection of instructional activities.**

## Unit 4: Wonders of the ancient world

### Lesson 1: Petra comes back to life

### Activity: 1

#### Petra comes back to life



#### 1 Before you start: (What will I learn?)

Vocabulary	To vote - To construct - To gain - Nabateans - Civilization - attract - unique
Structure	Past Simple (to be) was/were Past Simple – affirmative (regular verbs) explored, lived Past Simple – Negative, interrogative: Petra didn't lose its ancient glory. Did archaeologists build the Pyramids?
Skills	Reading and Vocabulary

#### 2 Engagement: Read the article and answer the questions:

##### Petra comes back to life

7 July 2007

Today is a very important day for Jordan. A lot of people **voted** for Petra to be one of the new Seven Wonders of the World. The name Petra comes from the Greek word rock. The city received its name because its people, the **Nabateans**, **constructed** it from the land's stones in the 2nd century BCE. Centuries after the Nabatean **civilization** disappeared, archaeologists rediscovered the city in the 1800s. Recently, Petra **gained** its place as one of the top locations in the world. It will attract thousands of visitors who will come to explore this **unique** site in the future.



ANSWER THESE QUESTIONS.

- How did the city of Petra get its name?
- In which century did archaeologists rediscover Petra?
- When was Petra chosen to be one of the new Seven Wonders?
- Why do you think people from all over the world voted for Petra?

### 3 Explaining and Clarifying: Match the word and its definition.

1. To vote	a. a high level of cultural and technological development
2. To construct	b. being the only one
3. To gain	c. Have a big influence on others
4. Nabateans	d. Ancient Arab people who built Petra
5. Civilization	e. to express an opinion
6. To attract	f. win
7. Unique	g. build

### 4 Checking Understanding (Practice):

**Exercise 1:** True or false:

- 1- Petra was built by Romans. (X ✓)
- 2- Petra is one of the old Seven Wonders of the World. (X ✓)
- 3- The name Petra comes from the Greek word rock. (X ✓)
- 4- Petra gained its place as one of the top locations in the world. (X ✓)

**Exercise 2:**

Give important information about the history of Petra.

.....

.....

.....

.....

**Exercise 3:**

Write a summary for the whole passage using your own words.

.....

.....

.....

.....

.....

## 5 Enrichment Activities:

### THINK AND ANSWER



**Nominate a wonder  
in Jordan**



**Write**

**Nominate wonder from Jordan:**

.....

.....

.....

.....

.....

.....

.....

# The wonders of the world

Lesson 2: using notes to write a coherent report.

Activity: 1

## Using notes to write a a coherent report



### 1 Before you start: (What will I learn?)

Vocabulary	Monument-triangle-underground-tomb-bury-condition
Structure	Past Simple (to be) was/were Past Simple – affirmative (regular verbs) explored, lived Past Simple – Negative, interrogative Petra didn't lose its ancient glory. Did archaeologists build the Pyramids?
Skill (s)	writing ( a report)

### 2 Engagement: Read the article and answer the questions :

#### The Great Pyramid of Giza

The Great Pyramid of Giza is a great wonder. It was built thousands of years ago. The pyramid was a very large **monument**. It was the shape of a **triangle**. It was made of rocks from the land. The pyramid was a big **tomb**. Tombs were places where ancient kings and queens were **buried**. Pyramids had **underground** rooms. The Pyramid of Giza had rooms for each of its kings and queens. It was the tallest building made by man, for thousands of years. The pyramid is still found today and it is in a very good **condition**.



#### ANSWER THESE QUESTIONS.

- When was The Great Pyramid of Giza built?
- What was the shape of the monument?
- What was the monument used for?
- Is the monument in a good condition today?



### 3 Explaining and Clarifying: Match the words with the appropriate definition.

1. Monument	a. the state in which something exists
2. Triangle	b. to put (a dead person or animal) in a grave
3. Underground	c. a place above or below the ground in which a dead body is kept
4. Tomb	d. located below the surface of the earth
5. Bury	e. a building, statue, etc., that honors a person or event
6. Condition	f. a shape that is made up of three lines and three angles

### 4 Checking Understanding (Practice):

#### Exercise 1: True or false:

- 1- The pyramid was a small monument. (X ✓)
- 2- The pyramid was the shape of a circle. (X ✓)
- 3- The pyramid was made of rocks from the land. (X ✓)
- 4- The pyramid was the shortest building made by man, for thousands of years. (X ✓)

#### Exercise 2:

Give important information about the Giza Pyramid.

- 1.....
- 2.....
- 3.....

#### Exercise 3:

Write a summary for the whole passage using your own words.

.....

.....

.....

.....

## 5 Enrichment Activities:



A tourist

Play the role of  
a tourist and a  
reporter



A reporter

Imagine that you are a reporter and met a tourist in the down town and asked him the following questions:

The reporter: What are the famous buildings you have visited in Jordan?

The tourist: .....

The reporter: Have you visited Jordan before?

The tourist: .....

The reporter: Have you come here for a holiday?

The tourist: .....  
.....

The reporter: Do you like travelling?

The tourist: .....

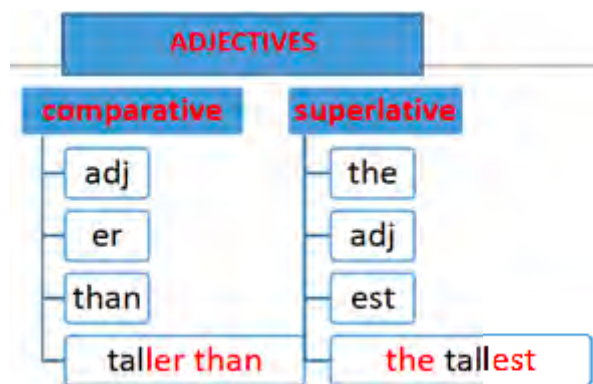
The reporter: Have you tried the food in Jordan?

The tourist: .....

# Unit 5: Elementary, my dear Watson

## Lesson 3: grammar(comparative and superlative forms of adjectives) Activity: 1

### Grammar(comparative and superlative forms of adjectives)



#### 1 Before you start: (What will I learn?)

Vocabulary	(bad -famous-logical-wise- old -professional-intelligent - good) Short adjectives – long adjectives –irregular adjectives
Structure	The comparative older, wiser, more/less famous The superlative the oldest, the hottest, the most famous Regular and irregular comparatives and superlatives good/better than/the best; bad/worse than/ the worst
Skill	Reading about three detectives who were very different.

#### 2 Engagement:read the article and answer the questions :

##### The comparative and the superlative

##### Comparative adjectives

Comparative adjectives are used to compare differences between the two objects they modify (**larger, smaller, faster, higher**). They are used in sentences where two nouns are compared, in this pattern:

Noun (subject) + verb + comparative adjective + than + noun (object).

##### Superlative adjectives

Superlative adjectives are used to describe an object which is at the upper or lower limit of a quality (**the tallest, the smallest, the fastest, the highest**). They are used in sentences where a subject is compared to a group of objects.

Noun (subject) + verb + the + superlative adjective + noun (object).

**3 Explaining and Clarifying: read the following sentences and write the comparative and superlative adjective forms:**

The comparative	The superlative
My house is ( large ) than hers .....	My house is the ( large ) one in our neighborhood. .....
This box is ( small ) than the one I lost. .....	This is the ( small ) box I've ever seen. .....
Your dog runs ( fast ) than Jim's dog. .....	Your dog ran the ( fast ) of any dog in the race. .....
The rock flew ( high ) than the roof. .....	We all threw our rocks at the same time. My rock flew the ( high ). .....

**4 Checking Understanding (Practice):**

**Exercise 1:** Put the following adjectives into the comparative or superlative form.

(old-hot-famous-pleasant-good-bad)

Adjective	comparative	superlative
Short adjectives		
Old		
Hot		
Irregular adjectives		
Good		
Bad		
long adjectives		
famous		
pleasant		

**Exercise 2:** Sherlock Holmes /Hercule Poirot /Miss Marple

What can you remember about each one of them?



Sherlock Holmes



Miss Marple



Hercule Poirot

**5 Enrichment Activities:** Write a detective story: “Imagine that you are a detective!”



Imagine that you are detectives as Holmes, what qualities or special habits should be in the detective character.



Write:

.....

.....

.....

.....

.....

## Unit 5: Elementary, my dear Watson!

## Lesson4 : writing a detective story

## Activity: 1

## WRITING A DETECTIVE STORY



## 1 Before you start: (What will I learn?)

Vocabulary	<b>frightened-kidnap-argue-police officer-cover up-a ransom-a victim)</b>
Structure	<b>Past Simple (irregular verbs) sit, stand, think, give</b>
Skill	<b>Writing a detective story by using elements of story. Speaking: talking about the greatest detectives throughout history.</b>

## 1 Engagement: read the article and answer the questions:

Mr Hayek went to see the Jordanian police on Thursday morning. He was very **frightened**.

"I think somebody wants to **kidnap** me tonight, **Officer**," he said.

**“Why do you think so?”asked the police officer.**

**“This started three days ago.I usually get back home late from work and go right to bed.On Monday , I heard my new neighbor who lives next door **arguing with his wife.**”**

**“I don’t see anything wrong,” said the police officer.**

**“They were discussing the same plan on Tuesday and Wednesday. The neighbor said: “Omar and Waleed are going to break into the flat next door on Thursday night. Omar takes all the money and Waleed will cover up for him.”**

**“What if they kidnap the man? Omar and Waleed will kidnap him and ask the Jordanian police for a ransom”, his wife said.**

**“Mmmmm,” said the police officer. “Who are your new neighbors? Let us investigate them”.**

**They are Mr Ibrahim and Sawsan Yousef",said Mr Hayek.**

**“Ibrahim and Sawsan Yousef!” said the police officer.**

**“This case is not so difficult. There would be no **victim**, you don’t watch TV very often, do you?**

### How did the police officer know?



**Identify the main elements of a story (plot/ climax / setting. / character)**

**The plot** is the sequence of events that makes up your story. It's what compels your reader to either keep turning pages or set your book aside:

**The story plot is .....**

**The climax** in a story is the point, usually near the end of the third act, where the value of the story is tested to its highest degree

**The story climax is .....**

**The setting** is (the place and time of the story)

**The place is.....**

**The time is .....**

### The characters:

1

2.....

3.....



### 3 Explaining and clarifying: read the text again and match the words with the appropriate definition

1. Frightened	a. a member of the police
2. Kidnap	b. a planned effort to hide a dishonest act or situation
3. Victim	c. to give reasons for or against something
4. Ransom	d. to cause (someone) to become afraid
5. Argue	e. a person who has been attacked, injured, robbed, or killed by someone else
6. Police officer	f. money that is paid in order to free someone who has been kidnapped
7. Cover up	g. to take away (someone) by force

### 4 Checking Understanding (Practice):

**Exercise 1:** Read the text again to solve the case answering the following questions.

- a. What happened? .....
- d. How did it happen? .....
- b. Where did it happen? .....
- c. Why did he/she do it? .....
- d. Who did it? .....

### Exercise 2:

Read the story and summarize the problematic case.

One night, a panda disappeared from its cage in the zoo. In the morning, the zookeepers found the door of the circular cage was open. Nobody knew where the panda was. Only three men had keys to the zoo. A detective arrived and interviewed the three men. "Where were you the night the panda was stolen?" "I was having dinner at home with my family," said the zoo owner. "I was cleaning the corners of the cages," said the zoo cleaner. "I was feeding the lions," said the manager. Who lied? How did the detective know?


Answer:

.....

.....

.....

.....



## 5 Enrichment Activities:

Write your own detective story and you should check spelling, the use of tenses, capital letters, full stops and commas. Write the solution.



A detective story:

.....

.....

.....

.....

.....

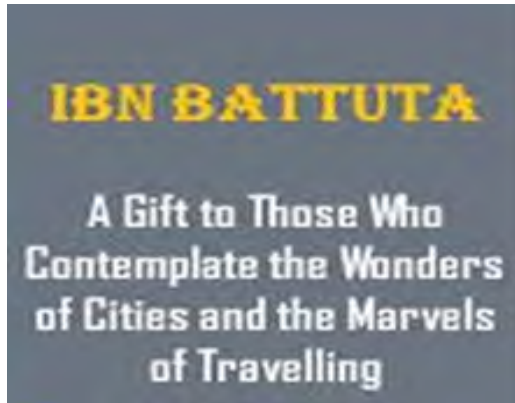


## unit 6: I'm having fun!

### Lesson 5 :The longest journey

### Activity: 1

## THE LONGEST JOURNEY



### 1 Before you start: (What will I learn?)

Vocabulary	tourism-adventure-ecotourism-sandcastle-beach-sunbathe-to relax.
Structure	Present Continuous – affirmative, negative, and interrogative I'm resting. I'm not studying. Are you watching TV?
Skills	Reading notes from Ibn Battuta's journal.

### 2 Engagement: read the article and answer the questions :

#### The longest Journey

Ibn Battuta was a Moroccan **scholar** and traveller. He visited the Middle East, Turkey, North, East and West Africa, Southern and Eastern Europe, Central Asia, Southeast Asia, China and parts of India. Ibn Battuta met kings, ministers and other powerful men. He travelled for twenty-nine years. Historians read his travel notes to find out what happened in those times.

"1st week of September, 1344 I am staying in the palace of the Sultan of Ceylon. We met at the port, and he invited me to visit his palace. He gave me the best pearls in his **kingdom** as a present.

New moon of Shawwal 726 (1st September 1326) The Hijaz caravan is leaving Damascus for Medina and I am travelling with it. First we are going to the Castle of Karak. Kings use this fortress as a **refuge** in difficult times. ... I am very tired. After a march of two days, we are staying at Tabuk for four days to rest and to water the camels. ... Now, at last, we are travelling to Medina.



#### Answer the following questions

1-Find these words in the text and guess their meanings.

#### 1. Scholar

- a. someone who is on a journey
- b. an intelligent and well-educated person
- c. a ruler in a country

#### 2. Refuge


- a. a hotel
- b. a place for people to be safe
- c. a big house

#### 3. Kingdom

- a. a country ruled by a king or queen
- b. the people who live in a palace
- c. a large, beautifully decorated house

**3 Explaining and clarifying: match the word with the appropriate picture and there is un needed one:**

tourism-adventure-ecotourism-sandcastle-beach-sunbathe-to relax



**4 Checking Understanding (Practice):**

**Exercise 1:**

read the text again and choose. (x ✓)

1. Ibn Battuta was a painter. (X ✓)
2. Ibn Battuta met kings, ministers and other powerful men. (X ✓)
3. Ibn Battuta was from Egypt. (X ✓)

**Exercise 2:** Read the text again and answer these questions.

- a. How do we know about Ibn Battuta's journey?
- b. Why do you think he wanted to leave his country?
- c. Which means of transportation did he use?
- d. Why do you think travelling is important?
- e. What can we learn from visiting different places?

## AN ANCIENT INTELLIGENT SAILOR



### 1 Before you start: (What will I learn?)

Vocabulary	intelligent-to discover -direction- sailor
Structure	Present Continuous – affirmative, negative, and interrogative I'm resting. I'm not studying. Are you watching TV?
Skill	Writing a newspaper article about a famous traveller's story

### 2 Engagement: read the article and answer the questions :

#### An Intelligent Sailor

Ahmad Bin Majid wanted to discover the world, so he started sailing when he was 17. He lived in the 15th century. Most of his travels were to the Red Sea and the western Indian Ocean. He wrote many books and poems about sailing. Indian sailors used his books in their trips. Ahmad Bin Majid was an intelligent sailor. He examined the ship after building it. He knew the direction of the wind by putting a piece of cloth on the ship. He was also good at astrology.

Read the story about Ahmad Bin Majid. It goes back to the 15th century.

Why do you think it was written in a recent newspaper?


- Why did he want to be a traveller?
- What are the places that he visited the most?
- Was he an intelligent sailor? Why or why not?
- Did he help other sailors? If yes, how?



### 3 Explaining and clarifying: write a newspaper article

Write a newspaper article about a famous traveller's story and the places he visited. Illustrate with pictures and drawings.

Don't forget that you should check spelling, the use of tenses, capital letters and punctuation.



a traveller story

---

---

---

---

---


---

---

---

---

---



### 4 Checking Understanding (Practice):

**Exercise 1:** Read the text again and match the word with the appropriate meaning:

1. Intelligent	a. find, or become aware of (something) for the first time
2. To Discover	b. the path on which something is moving or pointing
3. Direction	c. a person who works on a boat or ship
4. Sailor	d. having or showing a lot of cleverness

#### Exercise 2:

Can we consider Ahmed bin Majid as a famous traveller as Ibn Batutta?

---

---

---

### 5 Enrichment Activities

Little Interviewer : Choose a famous traveller and conduct an interview with him/her.

An interview with a traveller:

---

---

---

---

---

---

---

- (3) 1. e                      3. f                      5. a                      7. b  
    2. g                      4. d                      6. c

### THE ANSWERKEY OF MODULE 4-LESSON 1- (PAGES 5-7)

#### (4) Exercise 1:

- 1- (X)                      2-(√)                      3- (√)                      4- (√)

#### (4) Exercise 2:

\*A lot of people voted for Petra to be one of the new Seven Wonders of the World. \*The name Petra comes from the Greek word rock.

\*The city received its name because its people, the Nabateans, constructed it from the land's stones in the 2nd century BCE.

\*archaeologists rediscovered the city in the 1800s.

\*Recently, Petra gained its place as one of the top locations in the world.

### THE ANSWER KEY OF MODULE 4-LESSON 2-(PAGES 9-10-11)

- (2) a. It was built thousands of years ago  
       b. It was the shape of a triangle  
       c. The pyramid was a big tomb. Tombs were places where ancient kings and queens were buried  
       d-The pyramid is still found today and it is in a very good condition.
- (3) 1. e                      3. d                      5. b  
    2. f                      4. c                      6. a

#### (4) Exercise 1:

- 1- The pyramid was a small monument. (X)  
 2- The pyramid was the shape of a circle. (X)  
 3- The pyramid was made of rocks from the land (√)  
 4- The pyramid was the shortest building made by man, for thousands of years. (X)

#### (4) Exercise 2:

- 1 -The Great Pyramid of Giza is a great wonder  
 2- It was built thousands of years ago.  
 3- It was the shape of a triangle



## THE ANSWER KEY OF MODULE 5-LESSON 3-(PAGES 13-14-15 )

large	Larger than	The largest
small	Smaller than	The smallest
fast	Faster than	The fastest
high	Higher than	The highest

### (4) Exercise 1:

Old	older	The oldest
Hot	hotter	The hottest
Good	better	The best
Bad	worse	The worst
famous	More famous	The most famous
pleasant	More pleasant	The most pleasant

### (4) Exercise 2:

Sherlok Holmes: professional-intelligent-famous

Mrs. Marple: boring-old-wise

Hercule Poirot: intelligent-wise-calm

## THE ANSWER KEY OF MODULE 5-LESSON 4-(PAGES 16-17-18-19)

the story plot is (when Mr Hayek thought a crime is going to happen)

the story climax is (when the police officer discovered the truth)

the setting: the place is (at the police station)/the time is (Thursday morning)

the characters: 1 The narrator/2 Mr Hayek/3 the police officer

- (3)      1. d                  3. e                  5. c                  7. b
2. g                  4. f                  6. a

### (4) Exercise 1

a. Mr Hayek thought a crime is going to happen at the neighborhood /b. Mr Hayek heard a conversation between a neighbor and his wife planning for a robbery crime/c. it haven't happened yet./d. to commit a robbery money/e. Omar and Waleed

### (4) Exercise 2: The detective should know the liar

## THE ANSWER KEY OF MODULE 6-LESSON 5-(PAGES 20-21-22-23)

1. scholar b. an intelligent and well-educated person
2. Refuge b. a place for people to be safe
3. kingdom a. a country ruled by a king or queen

- (3)      1. d                      3. b  
            2. a                      4. c

### (4) Exercise 1:

- 1- (X)              2- (✓)              3- (X)

### (4) Exercise 2:

- a. Historians read his travel notes to find out what happened in those times.
- b. To discover the beauty of the world and study.
- c. Camels
- d. Yes.it is a great enjoyment
- e-you know more about different people and cultures.

### (4) EXERCISE 2:

Can we consider Ahmed bin Majid as a famous traveller as Ibn Batutta?

yes he is a famous traveller as Ibn Batutta but the historians didn't find a lot of books about him and he didn't write his adventures as Ibn Batutta himself







