

ISLAMIC STUDIES – Grade 1

Islamic Book2- Lesson5: “Righteousness is Good Character”.

Learning Targets:

- *I can recite the Honorable Hadith from memory.
- *I can conclude that righteousness lies in any good deeds.
- *I can identify the behavior which indicates good character.

Materials needed:

- *Tablet or computer or Student Book
- *Paper, colors
- *Pencil, eraser & sharpener

Learning Experience:

Step1: Read the Noble Hadith and clarify the overall meaning of it.

Step2: Notice and conclude.

Step3: Identify the behavior which indicates good character.



Listen, repeat and memorize:



I use my skills to learn



I listen and memorize:

Honorable Hadith



It was reported that An-Nawas bin Sam'an, May Allah be pleased with him, said that the Prophet, Peace be upon him, said: "Righteousness is in good character." (Narrated by Muslim)

I explain the meanings of terms mentioned in the Hadith:

Righteousness: all good deeds, both manifest and hidden.

Good character: having good qualities.

The overall meaning of the Hadith:

The Prophet, Peace be upon him, commands us to treat others kindly in both word and deed. For example, we should obey our parents, show respect for relatives, avoid disturbing our neighbors and be polite with the teacher. These are some of the good qualities that pleases Allah, Glory be to Him.

I notice and conclude:



What kind of deeds are the people in the above pictures doing?

Righteousness

deeds.

What is the quality that we may use to describe the manners of these people?

Good

manners.



I organize my concepts:



My imprint:



Righteousness is Good Character

All good, charity deeds

Such as:

Tolerance

Showing respect
for the elderly

Telling the truth

Honoring our
parent

Helping the needy








- ✦ I make sure to show good character by treating others kindly.



- ✦ I participate in national campaigns aimed at helping the weak and the needy.

(1) In the following table, we identify the deeds that reflect the good character:

	Telling the truth		Helping the needy
<input type="checkbox"/>	Mocking at others	<input type="checkbox"/>	Upsetting neighbors
	Cooperation		Obedying parents
	Abiding by the school order	<input type="checkbox"/>	Quarreling with classmates

(2) As far as the results of their behavior is concerned, we compare between those who do good deeds and those who do bad ones. We complete the following table by adding the sign (✓) or (✗) as appropriate:


The Result	Those who perform good deeds	Those who perform bad deeds
They win the love of Allah, Glory be to Him.		
They win the love of parents.		
They win the love of people.		



I answer on my own:

(1) Activity One:

In the following pictures, I put the sign (✓) under the actions that show good character:



(2) Activity Two:

- ❖ I delete the action that does not indicate a deed of righteousness, as in the example:

Performing prayer	Patience	Lying X	Honesty	Harming neighbors
Obeying parents	Assaulting others	Mocking at others	Showing respect for the elderly	Asking for permission