


## Lesson 1 Read and listen

## 65 1 Read and listen

Find the children in the picture who are saying the chant.  
Chant and join in the actions. You need 10 children!

## 100 little fingers

10 little, 20 little, 30 little fingers.  
40 little, 50 little, 60 little fingers.  
70 little, 80 little, 90 little fingers.  
100 little fingers in the air!



## 66 2 A maths lesson

The children in Class 3 are having a maths lesson. They are using numbers to count, measure and tell the time. Listen and point to the children you hear.

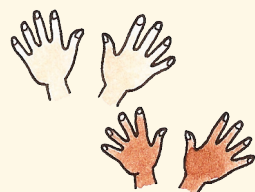
## Lesson 2 New words

### 67 1 Topic vocabulary

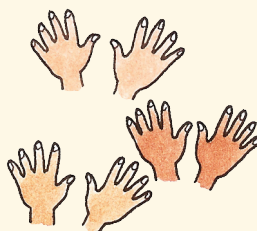
Listen, point and say.



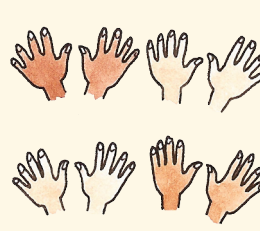
**10** ten




**20** twenty




**30** thirty




**40** forty




**50** fifty




**60** sixty




**70** seventy



**80** eighty



**90** ninety



**100** a hundred

Listen and count from 20 to 30.

**20 21 22 23 24 25 26 27 28 29 30**

Clap your hands and count from 30 to 100.

### 68 2 21st How far can you jump?

Listen again. How far did Reem jump?

Measure how far you can jump.

Write it on a piece of paper.

Put the papers in order from shortest to longest.

#### Language tip

The letters **cm** stand for the word **centimetre**.

### 3 What time is it?

Point to a clock. Ask your partner the time.



What time is it?

It's two o'clock.

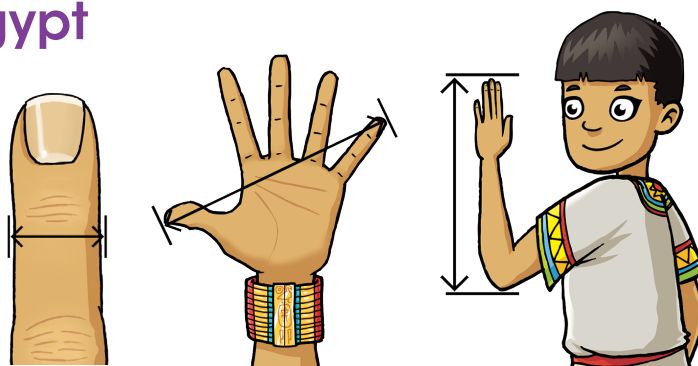
## Lesson 3 Find out more

### 1 Before you read

What do we use to measure things? Find out how people measured things many years ago.

### Measuring in ancient Egypt

Long ago in Egypt, people measured with their fingers, hands and arms.



### Try it out!


How many **fingers** long is this line? \_\_\_\_\_

How many **hands** long is your book?

How many **arms** long is your table?

### Measuring in ancient Rome

Long ago in Rome, people measured in **footsteps**.



### Try it out!

Measure your classroom in footsteps.

How many footsteps long is it?

Ask your teacher to measure your classroom in footsteps.

Is your teacher's answer the same as your answer? Why not?

## Lesson 4 Time to practise


### 1 Measuring today

Today we use the metric system to measure.  
We use centimetres and metres.  
There are 100 centimetres in a metre.  
This line is 1 centimetre long. —



### 2 Centimetres or metres?

We use **centimetres** to measure small things.  
We use **metres** to measure big things.  
What would you use to measure these things?



Your school hall

centimetres


metres



A leaf

centimetres

metres



A fence

centimetres


metres

### 3 How long is it?

Use a ruler to measure these pictures.




a paperclip



a fish



a shell



a child's paint brush

How long is it?

It's **3 cm** long.

#### Writing tip

When we measure in centimetres or metres we can write it like this:  
centimetres = **cm**  
metres = **m**

## Lesson 5 Time to practise

### 1 <sup>21st</sup> Take the 'How many?' quiz

Work with a partner. Take turns to ask and answer the questions.


- 1 How many months are there in a year?
- 2 How many days are there in a week?
- 3 How many hours are there in a day?
- 4 How many minutes are there in an hour?
- 5 How many seconds are there in a minute?
- 6 How many months are there until Eid?

### 2 How old are you?

This is Faisal. Faisal is seven years old. He has a new friend called Omar. Faisal wants to know about Omar and his family. Look at Faisal's questions and Omar's answers in the speech bubbles.

Ask and answer questions with your friend.

Use the speech bubbles to help you.



How old are you?

I am ... years old.

Do you have a brother?  
How old is he?

Yes, I have a brother called ...  
He is ... years old.

Do you have a sister?  
How old is she?

No, I don't have a sister.

## Lesson 6 My learning

### 1 Tens match it game

Choose one of the grids. Copy it into your notebook. Listen while your teacher calls out the numbers. Cross out numbers on your grid when you hear them. When you have crossed out all of your numbers – shout MATCH!

**A**

30	60	40
90	20	10

**B**

30	80	70
10	50	60

**C**


10	20	40
70	80	30

**D**

20	90	50
40	50	60

### 69 2 21st Telling the time

Listen to Reem answer questions about her day. Point to the correct clock when you hear her say a time.



## Lesson 7 Words and sounds

### 70 1 Words that sound the same

Some words sound the same,  
but have different spellings:

**one** and **won**  
**two** and **too**

Read and listen to the poem.  
Find the words that sound the same.

One-one was a race horse.  
Two-two was one too.  
One-one won one race.  
Two-two won one too.

I won one prize.

I won two prizes

I won two too!



**eight** and **ate**



The monkey ate eight bananas.

Fill in the missing words to make a tongue twister.

Ed \_\_\_\_ eggs every day.

### Language detective

How many eggs did  
Ed eat in a week?

### 71 2 Counting in twos

We can count up in twos. Add two more each time. Listen and join in.  
Listen and say the poem. Make up a new verse starting with **22**.

2, 4, 6, 8, Helen's at the cottage gate  
Eating cherries on a plate – 2, 4, 6, 8.