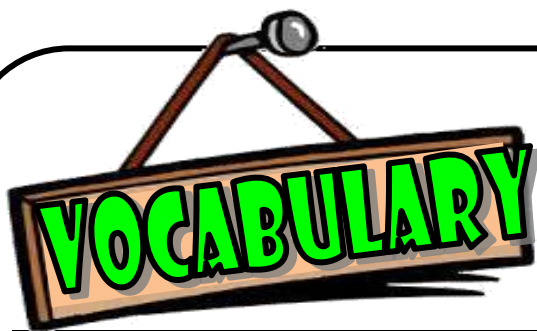




unit 1 :

Working together





VOCABULARY

up فوق	down نحت	left يسار	right يمين	slowly بطيء	quickly سريع
twist التواء	turn دور	dance رقص	easy سهل	difficult صعب	traditional تقليدي
practice تدريب	stick عصا	movement الحركة	routine عادة	back to back العودة إلى الوراء	link صل
together سويا	elbow كوع	cross عبور	step خطوة	hold out تحمل	add up أضف
sit on the floor اجلس ع الأرض	don't step لا تضع خطوتك	don't give up لا تستسلم	let's try again لنجرب مجددا	that's good هذا جيد	we've done it لقد فعلت ذلك
must يجب	need يحتاج	circle دائرة	hold تمسك	hand يد	many كثير
push ادفع	pull اسحب	climb تسلق	tie اربط	carry احمل	pass مرر
stand قف	rope حبل	through عبر	around انحاء	laugh ضحك	spin تدور
bounce ارتداد	kick يركل	hit يضرب	listen يسمع	count يعد	jump يقفز
giggle قهقهة	mammals الثدييات	fur فرو	lay eggs وضع البيض	wings اجنحة	feather ريشة
skip تخطي	share يشارك	stick عصا	glue صمغ	project مشروع	tidy up ينظف ويرتب
happy /sad حزين وسعيد	colored pencils أقلام ملونه	letter رسالة	bat خفاش	owl بومة	penguin بطريق
kangaroo كنغر	bear دب	tiger نمر			

Present Simple

Singular

She

He + is

It

Plural



They

We + are

you

Pronouns الضمائر

I brush **my** teeth .

She ----→ **her**

He ----→ **his**

We ---→ **our**

They --→ **their**



Present simple المضارع البسيط

She --→ walkS

He

It

I

You

We --→ walk

You

They

She --→ does / doesn't

He

It

I

You

Do I walk?

Do you walk?

Do we walk? Yes, **do** .

Do you walk? No, **don't** .

Do they walk?

Does he walk?

Does she walk? Yes, **does**

Does it walk? No,

doesn't



Maryam Al Anssari

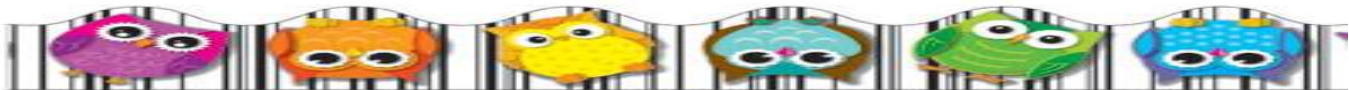
wish u all the best

DICTATION

up	down	left	right	slowly	quickly	الاثنين 2016\9\5
twist	turn	dance	easy	difficult	traditional	الثلاثاء 2016\9\6
practice	stick	movement	routine	back to back	link	الأربعاء 2016\9\7
together	elbow	cross	step	hold out	add up	الخميس 2016\9\8
sit on the floor	don't step	don't give up	let's try again	that's good	we've done it	الأحد 2016\9\11
must	need	circle	hold	hand	many	الاثنين 2016\9\12
push	bull	climb	tie	carry	pass	الثلاثاء 2016\9\13
stand	rope	through	around	laugh	spin	الأربعاء 2016\9\14
bounce	kick	hit	listen	count	jump	الخميس 2016\9\15
giggle	mammals	fur	lay eggs	wings	feather	الأحد 2016\9\18
skip	share	stick	glue	project	tidy up	الاثنين 2016\9\19
happy /sad	colored pencils	letter	bat	owl	penguin	الثلاثاء 2016\9\20
kangaroo	bear	tiger				



Maryam Al Nassari
 wish u all the best



Describe the pictures about it.

LESSON
1-2



1. The children are learning the Al Ayyalah routine.

2. The teacher is

3. The children are holding

4.

5.



Maryam Al Hussari
wish u all the best



LESSON
3

Complete the text with the words from the box.



floor – again – link – back – stand up

Sit on the Back to.....
with your friend your elbows
together .Try to Then sit down
..... .



Maryam Al Ansari
wish u all the best

A wooden sign hanging from a chain with the word "LESSON" in red letters and the number "4" in a red circle below it.

LESSON
4

Put the words in the correct order to make phrases .

1. up / Don't / give !

.....

2. can / Two / a bow / tie .

.....

3. are / They / boxes / carrying .

.....

4. a ladder / on / standing / is / He .

.....

5. climbing / the wall / he is .

.....

6. She / passing / is / glass of water / the ring
/ through

.....



What Are They Doing?

LESSON 5



You can use the verb **to be** and **ing** to say what someone is doing right now.

He plays.

He **is** playing.

She plays.

She **is** playing.

They play.

They **are** playing.



play baseball

1. He is playing baseball.



sing a song

2.



draw a picture

3.



blow bubbles

4.



tell jokes

5.



climb a tree

6.



IMPERATIVE

LESSON 6



Open your book.



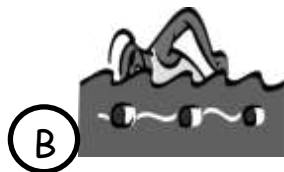
Don't stand up.



Let's play a game.



1) Match the sentences with the pictures.



1. Throw the ball.

2. Don't swim.

3. Dive into the sea.

4. Go down the mountain

5. Don't kick the ball.

6. Don't run.



IMPERATIVE

LESSON 6

2. Choose and write.



Don't open the bag.



Don't _____



Don't _____



Don't _____

3. Match :



1. Open
2. Sit
3. Stand
4. Close
5. Write
6. Listen
7. Look
8. Walk

- a. up.
- b. in your book.
- c. the door.
- d. at the stars.
- e. down.
- f. your book.
- g. to school.
- h. to the song.



mammal






is an animal that
 has  fur and  teeth.

Most mammals have
 four  legs.

Birds









are animals that
 have two  legs, two
 wings and  feathers

most bird can fly.

Write the name below each bird and mammal . .



-  owl
-  penguin
-  tiger
-  bat
-  bear
-  kangaroo



LESSON
8



Affirmative	Negative	Interrogative
I am playing	I am not playing	Am I playing.... ?
You are playing	You are not playing	Are you playing ?
We are playing	We are not playing	Are we playing ?
They are playing	They are not playing	Are they playing ?
She is playing	She is not playing	Is she playing ?
He is playing	He is not playing	Is he playing ?
It is playing	It is not playing	Is it playing..... ?

TIME MARKERS/
Look, listen, now, at the moment, At this moment .

Reorder the following sentences.

1- Is/ now/Emma/ her/mother/helping/,/.

.....

2- Are/ preparing/ a cake/ they/ look/!

.....

3- Am/ not/ writing/ a letter/ I/ now.

.....

4- Not/ they/ are/ swimming /at/ the /pool/,/at the moment

.....



Class Expressions



Mariam Al Nassari
with a all the best

Sit down	Raise your hand	Close your book	May I go to the restroom?
Open your notebook	Open the door	Stand up	Close the door
Erase the blackboard	Close your notebook	Go to the front	Take out your notebook



WRITING




Write a letter to your new friend about:

- **To be her friend**
- **To share with her your material in the classroom .**
- **To work with her as a team .**
- **end the letter with**

your friend,

.....



Dear,

My name is I am in grade

I want to

.....

.....


.....

.....



Maryam Al Nassari

wish u all the best





WRITING



Pretend that you are Duck . Write a thank-you letter to Bat .
Remember to use key phrases for writing a letter, for example, Dear ...,
Thank you for ..., Best wishes

..... ,
.....
.....
.....
.....
.....
.....
.....
.....



Maryam Al Anssari
wish u all the best

