



UNITED ARAB EMIRATES
MINISTRY OF EDUCATION



YEAR OF TOLERANCE

2018 - 2019

2

McGraw-Hill Education
Mathematics

General Stream

United Arab Emirates Edition



Mc
Graw
Hill
Education

McGraw-Hill Education

Mathematics

General Stream

United Arab Emirates Edition



Project: McGraw-Hill Education United Arab Emirates Edition Grade 02 Integrated Math Vol.3
FM. from My Math Gr2 Indiana © 2017
9. Time, from My Math Gr2 Indiana Vol 2 Chapter 10 © 2017
10. Geometric Shapes and Equal Shares , from My Math Gr2 Indiana Vol 2 Chapter 12 © 2017
11. Customary Metric Units and Volume, from My Math Gr2 Indiana Vol 2 Chapter 11 © 2017
12. Money, from My Math Gr2 Indiana Vol 2 Chapter 08 © 2017
EM. from My Math Gr2 Indiana Vol 2 © 2017

COVER: Olha Ukhal/123RF

mheducation.com/prek-12



Copyright © 2019 McGraw-Hill Education

All rights reserved. No part of this publication may be reproduced or distributed in any form or by any means, or stored in a database or retrieval system, without the prior written consent of McGraw-Hill Education, including, but not limited to, network storage or transmission, or broadcast for distance learning.

Exclusive rights by McGraw-Hill Education for manufacture and export. This book cannot be re-exported from the country to which it is sold by McGraw-Hill Education. This Regional Edition is not available outside Europe, the Middle East and Africa.

Printed in the United Arab Emirates.

ePub Edition

ISBN: 978-1-52-688068-0 (*Student Edition*)
MHID: 1-52-688068-7 (*Student Edition*)
ISBN: 978-1-52-688070-3 (*Teacher Edition*)
MHID: 1-52-688070-9 (*Teacher Edition*)

ISBN: 978-1-52-688072-7 (*Student Edition*)
MHID: 1-52-688072-5 (*Student Edition*)
ISBN: 978-1-52-688074-1 (*Teacher Edition*)
MHID: 1-52-688074-1 (*Teacher Edition*)

1 2 3 4 5 6 7 8 9 XXX 22 21 20 19 18 17



"Extensive knowledge and modern science must be acquired. The educational process we see today is in an ongoing and escalating challenge which requires hard work. We succeeded in entering the third millennium, while we are more confident in ourselves."

H.H. Sheikh Khalifa Bin Zayed Al Nahyan
President of the United Arab Emirates

Contents in Brief

Operations and Algebraic Thinking

- Chapter 1 **Apply Addition and Subtraction Concepts**
- Chapter 2 **Number Patterns**
- Chapter 3 **Add Two-Digit Numbers**
- Chapter 4 **Subtract Two-Digit Numbers**

Number and Operations in Base Ten

- Chapter 5 **Place Value to 1,000**
- Chapter 6 **Add Three-Digit Numbers**
- Chapter 7 **Subtract Three-Digit Numbers**

Measurement and Data

- Chapter 8 **Data Analysis**
- Chapter 9 **Time**

Geometry

- Chapter 10 **Geometric Shapes and Equal Shares**

Measurement and Data

- Chapter 11 **Metric Units and Volume**
- Chapter 12 **Money**

**Mathematical
Practices**



*woven
Throughout*

Authors

Our lead authors ensure that the McGraw-Hill mathematics programs are vertically aligned by beginning with the end in mind—success in Algebra 1 and beyond. By “backmapping” the content from the high school programs, all of our mathematics programs are well articulated in their scope and sequence and solidly support the State Standards.

Lead Authors



John A. Carter, Ph.D.

Principal
West Lake High School
Austin, Texas

Areas of Expertise: Using technology and manipulatives to visualize concepts; mathematics achievement of English language learners



Gilbert J. Cuevas, Ph.D.

Professor of Mathematics Education
Texas State University—San Marcos
San Marcos, Texas

Areas of Expertise: Use of technology in teaching geometry



Roger Day, Ph.D., NBCT

Mathematics Department
Illinois State University
Normal, Illinois

Areas of Expertise: Understanding and applying probability and statistics; mathematics teacher education



In Memoriam

Carol Malloy, Ph.D.

Dr. Carol Malloy was a fervent supporter of mathematics education. She was a Professor at the University of North Carolina, Chapel Hill, NCTM Board of Directors member, President of the Benjamin Banneker Association (BBA), and 2013 BBA Lifetime Achievement Award for Mathematics winner. She joined McGraw-Hill in 1996. Her influence significantly improved our programs' focus on real-world problem solving and equity. We will miss her inspiration and passion for education.

Program Authors



Mary Behr Altieri
Putnam/Northern
Westchester BOCES
Yorktown Heights,
New York



Don S. Balka
Professor Emeritus
Saint Mary's College
Notre Dame, Indiana



Philip D. Gonsalves
Mathematics Coordinator
Alameda County Office of
Education and California
State University East Bay
Hayward, California



Ellen C. Grace
Consultant
Albuquerque, New Mexico



Stephen Krullik
2011 NCTM Lifetime
Achievement Award
Professor Emeritus
Mathematics Education
Temple University
Cherry Hill, New Jersey



Rhonda J. Molix-Bailey
Mathematics Consultant
Mathematics by Design
Desoto, Texas



Lois Gordon Moseley
Staff Developer
NUMBERS: Mathematics
Professional Development
Houston, Texas



Brian Mowry
Independent Math Educational
Consultant/Part-Time Pre-K
Instructional Specialist
Austin Independent
School District
Austin, Texas



Christina L. Myren
Consultant Teacher
Conejo Valley Unified
School District
Thousand Oaks, California



Jack Price, Ed. D.
Professor Emeritus
California State
Polytechnic University
Pomona, California



Mary Esther Reynosa
Instructional Specialist for
Elementary Mathematics
Northside Independent
School District
San Antonio, Texas



Rafaela M. Santa Cruz
SDSU/CGU Doctoral
Program in Education
San Diego State University
San Diego, California



Robyn Silbey
Math Content Coach
Montgomery County
Public Schools (retired)
Gaithersburg, Maryland



Kathleen Vielhaber
Mathematics Consultant
St. Louis, Missouri

Contributing Author



Dinah Zike **FOLDABLES**
Educational Consultant
Dinah-Might Activities, Inc.
San Antonio, Texas



Chapter

1

Apply Addition and Subtraction Concepts

ESSENTIAL QUESTION ?

What strategies can I use to add and subtract?

Getting Started

Am I Ready?	3
My Math Words	4
My Vocabulary Cards	5
My Foldable FOLDABLES	9

Lessons and Homework

Lesson 1	Addition Properties	11
Lesson 2	Count On to Add	17
Lesson 3	Doubles and Near Doubles	23
Lesson 4	Make a 10 to Add	29
Lesson 5	Add Three Numbers	35
Lesson 6	Problem-Solving Strategy: Write a Number Sentence	41
Check My Progress		47
Lesson 7	Count Back to Subtract	49
Lesson 8	Subtract All and Subtract Zero	55
Lesson 9	Use Doubles to Subtract	61
Check My Progress		67
Lesson 10	Relate Addition and Subtraction	69
Lesson 11	Missing Addends	75
Lesson 12	Fact Families	81
Lesson 13	Two-Step Word Problems	87

Wrap Up

Fluency Practice	93
My Chapter Review	95
Reflect	98

Chapter

3

Add Two-Digit Numbers

ESSENTIAL QUESTION ?

How can I add two-digit numbers?

Getting Started

Am I Ready?	159
My Math Words	160
My Vocabulary Cards	161
My Foldable FOLDABLES	163

Lessons and Homework

Lesson 1	Take Apart Tens to Add	165
Lesson 2	Regroup Ones as Tens	171
Lesson 3	Add One-Digit Numbers to Two-Digit Numbers by Regrouping	177
Check My Progress		183
Lesson 4	Add Two-Digit Numbers	185
Lesson 5	Vertical Addition of Two-Digit Numbers	191
Lesson 6	Add Three and Four Two-Digit Numbers	197
Lesson 7	Problem-Solving Strategy: Make a Model	203

Wrap Up

Fluency Practice	209
My Chapter Review	211
Reflect	214

Chapter

4

Subtract Two-Digit Numbers

ESSENTIAL QUESTION ?

How can I subtract two-digit numbers?

Getting Started

Am I Ready?	217
My Math Words	218
My Vocabulary Cards	219
My Foldable FOLDABLES	221

Lessons and Homework

Lesson 1	Two-Digit Fact Families	223
Lesson 2	Take Apart Tens to Subtract	229
Lesson 3	Regroup a Ten as Ones	235
Lesson 4	Subtract a One-Digit Number From a Two-Digit Number	241
Check My Progress		247
Lesson 5	Subtract Two-Digit Numbers	249
Lesson 6	Vertical Subtraction of Two-Digit Numbers	255
Lesson 7	Check Subtraction	261
Lesson 8	Problem-Solving Strategy: Write a Number Sentence	267
Lesson 9	Two-Step Word Problems	273

Wrap Up

Fluency Practice	277
My Chapter Review	279
Reflect	282



Chapter

5

Place Value to 1,000

ESSENTIAL QUESTION ?

How can I use place value?

Getting Started

Am I Ready?	287
My Math Words	288
My Vocabulary Cards	289
My Foldable FOLDABLES	293

Lessons and Homework

Lesson 1	Hundreds	295
Lesson 2	Hundreds, Tens, and Ones	301
Lesson 3	Place Value to 1,000	307
Check My Progress		313
Lesson 4	Problem-Solving Strategy: Use Logical Reasoning	315
Lesson 5	Read and Write Numbers to 1,000	321
Lesson 6	Count by 5s, 10s, and 100s	327
Lesson 7	Compare Numbers to 1,000	333
Lesson 8	Ordinal Numbers	339

Wrap Up

My Chapter Review	345
Reflect	348



Chapter

6

Add Three-Digit Numbers

ESSENTIAL QUESTION ?

How can I add three-digit numbers?

Getting Started

Am I Ready?	351
My Math Words	352
My Vocabulary Cards	353
My Foldable FOLDABLES	355

Lessons and Homework

Lesson 1 Make a Hundred to Add.	357
Lesson 2 Add Hundreds	363
Lesson 3 Mentally Add 10 or 100	369
Check My Progress	375
Lesson 4 Regroup Ones to Add	377
Lesson 5 Regroup Tens to Add	383
Lesson 6 Add Three-Digit Numbers	389
Lesson 7 Rewrite Three-Digit Addition.	395
Lesson 8 Problem-Solving Strategy:	401
Guess, Check, and Revise	

Wrap Up

My Chapter Review	407
Reflect	410



Copyright © McGraw-Hill Education.

Chapter

7

Subtract Three-Digit Numbers

ESSENTIAL QUESTION ?

How can I subtract three-digit numbers?

Getting Started

Am I Ready?	413
My Math Words	414
My Vocabulary Cards	415
My Foldable FOLDABLES	417

Lessons and Homework

Lesson 1	Take Apart Hundreds to Subtract	419
Lesson 2	Subtract Hundreds	425
Lesson 3	Mentally Subtract 10 or 100	431
Check My Progress		437
Lesson 4	Regroup Tens	439
Lesson 5	Regroup Hundreds	445
Lesson 6	Subtract Three-Digit Numbers	451
Lesson 7	Rewrite Three-Digit Subtraction	457
Lesson 8	Problem-Solving Strategy: Write a Number Sentence	463
Lesson 9	Subtract Across Zeros	469

Wrap Up

My Chapter Review	475
Reflect	478

You + School = Cool

ESSENTIAL QUESTION ?

How can I record and analyze data?

Getting Started

Am I Ready?	481
My Math Words	482
My Vocabulary Cards	483
My Foldable FOLDABLES	487

Lessons and Homework

Lesson 1 Take a Survey	489
Lesson 2 Make Picture Graphs	495
Lesson 3 Analyze Picture Graphs	501
Check My Progress	507
Lesson 4 Make Bar Graphs	509
Lesson 5 Analyze Bar Graphs	515
Lesson 6 Problem-Solving Strategy: Make a Table	521
Lesson 7 Make Line Plots	527
Lesson 8 Analyze Line Plots	533

Wrap Up

My Chapter Review	539
Reflect	542

Chapter

9

Time

ESSENTIAL QUESTION ?

How do I use and tell time?

Getting Started

Am I Ready?	545
My Math Words	546
My Vocabulary Cards	547
My Foldable FOLDABLES	551

Lessons and Homework

Lesson 1 Time to the Hour	553
Lesson 2 Time to the Half Hour	559
Lesson 3 Problem-Solving Strategy: Find a Pattern	565
Check My Progress	571
Lesson 4 Time to the Quarter Hour	573
Lesson 5 Time to Five Minute Intervals	579
Lesson 6 A.M. and P.M.	585
Lesson 7 Time Relationships	591
Lesson 8 Using a Calendar	597
Lesson 9 Units of Time	603

Wrap Up

My Chapter Review	609
Reflect	612



Chapter

9

Time

ESSENTIAL QUESTION ?

How do I use and tell time?

Getting Started

Am I Ready?	545
My Math Words	546
My Vocabulary Cards	547
My Foldable FOLDABLES	551

Lessons and Homework

Lesson 1 Time to the Hour	553
Lesson 2 Time to the Half Hour	559
Lesson 3 Problem-Solving Strategy: Find a Pattern	565
Check My Progress	571
Lesson 4 Time to the Quarter Hour	573
Lesson 5 Time to Five Minute Intervals	579
Lesson 6 A.M. and P.M.	585
Lesson 7 Time Relationships	591
Lesson 8 Using a Calendar	597
Lesson 9 Units of Time	603

Wrap Up

My Chapter Review	609
Reflect	612



Geometric Shapes and Equal Shares

ESSENTIAL QUESTION ?

How do I use shapes and equal parts?

Getting Started

Am I Ready?	615
My Math Words	616
My Vocabulary Cards	617
My Foldable FOLDABLES	625

Lessons and Homework

Lesson 1 Two-Dimensional Shapes	627
Lesson 2 Sides and Angles	633
Lesson 3 Problem-Solving Strategy: Draw a Diagram	639
Check My Progress	645
Lesson 4 Three-Dimensional Shapes	647
Lesson 5 Faces, Edges, and Vertices	653
Lesson 6 Relate Shapes and Solids	659
Lesson 7 Halves, Thirds, and Fourths	665
Lesson 8 Area	671

Wrap Up

My Chapter Review	677
Reflect	680

Chapter
11

Metric Units and Volume

ESSENTIAL QUESTION ?
How can I measure objects?

Getting Started

Am I Ready?	683
My Math Words	684
My Vocabulary Cards	685
My Foldable FOLDABLES	687

Lessons and Homework

Lesson 1 Centimeters and Meters	689
Lesson 2 Select and Use Metric Tools	695
Lesson 3 Compare Metric Lengths	701
Lesson 4 Relate Centimeters and Meters	707
Lesson 5 Measure on a Number Line	713
Lesson 6 Measurement Data	719
Lesson 7 Liquid Volume	725
Lesson 8 Metric Units of Liquid Volume	731

Wrap Up

My Chapter Review	737
Reflect	740

12 Money

ESSENTIAL QUESTION ?
How do I count and use money?

Getting Started

Am I Ready?	743
My Math Words	745
My Vocabulary Cards	746
My Foldable FOLDABLES	747

Lessons and Homework

Lesson 1	Coins of 1 Fils, 5 Fils, and 10 Fils	749
Lesson 2	Coins of 25 Fils	755
Lesson 3	Count Coins	761
Check My Progress		767
Lesson 4	Problem-Solving Strategy: Act it Out	769
Lesson 5	Dirhams	775

Wrap Up

My Chapter Review	781
Reflect	784

Chapter

9 Time

**ESSENTIAL
QUESTION**











How do I use and tell time?

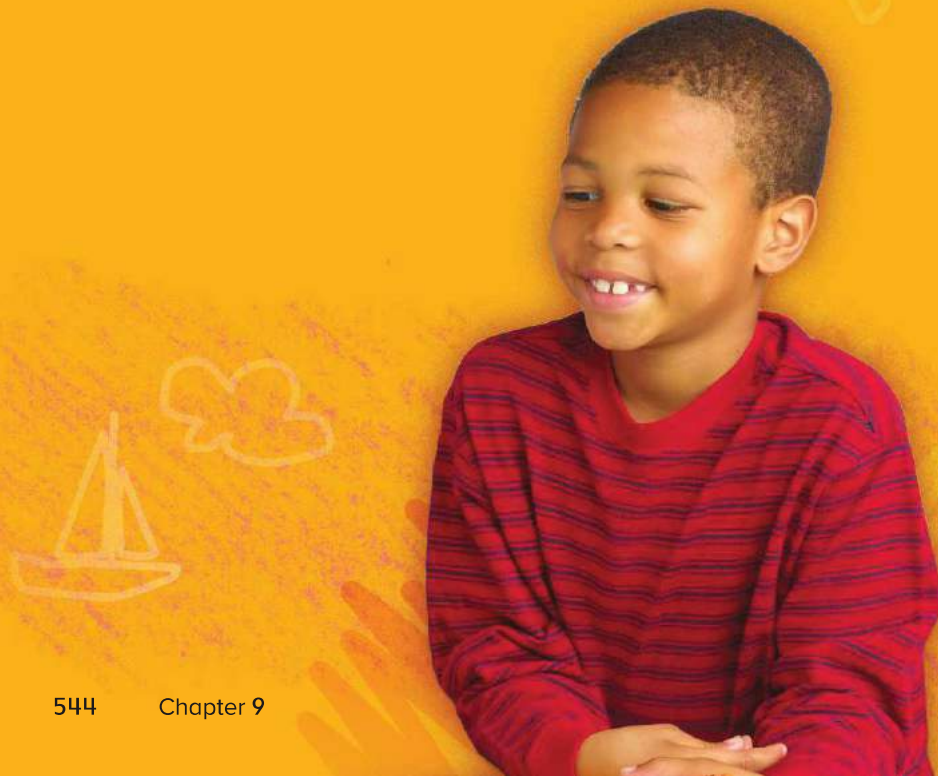
**Away We
Go!**



Mathematical Practices

-  1. Make sense of problems and persevere in solving them.
-  2. Reason abstractly and quantitatively.
-  3. Construct viable arguments and critique the reasoning of others.
-  4. Model with mathematics.
-  5. Use appropriate tools strategically.
-  6. Attend to precision.
-  7. Look for and make use of structure.
-  8. Look for and express regularity in repeated reasoning.

 = focused on in this chapter



Name _____

Am I Ready?

Circle the time.

1.



7 o'clock 2 o'clock 6 o'clock

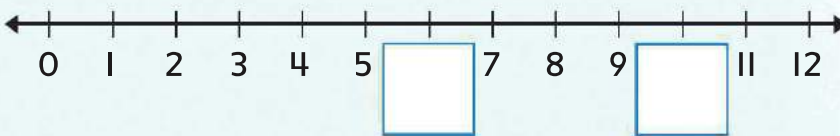
2.



4:00 5:00 6:00

Find the missing numbers.

3.



4. 2, 4, _____, 8, _____, 12, 14, 16, _____, 20

5. 5, _____, _____, 20, _____, _____, 35, 40, _____

6. Suhaila is walking home from school. Circle the time of day for the activity.

morning

afternoon

evening

How Did I Do?

Shade the boxes to show the problems you answered correctly.

1 2 3 4 5 6

Name _____

My Math Words

Review Vocabulary

afternoon

evening

morning

Write about an activity you do for each time of day.
Use *morning*, *afternoon*, or *evening* in each sentence.

morning

afternoon

evening

Copyright © McGraw-Hill Education.

My Vocabulary Cards

Mathematical Practices



Lesson 9-6



Lesson 9-1



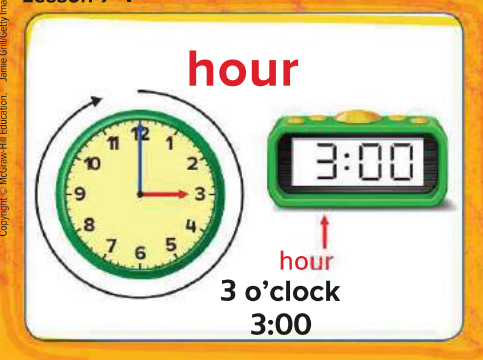
Lesson 9-1



Lesson 9-2



Lesson 9-1



Lesson 9-1





Teacher Directions:

Ideas for Use

Directions:

- Tell students to create riddles for each word. Ask them to work with a friend to guess the word for each riddle.

- Ask students to arrange cards to show an opposite pair. Have them explain the meaning of their pairing.

A clock that has an hour hand and a minute hand.

The hours from midnight until noon.

One half hour is 30 minutes. Sometimes called half past.

A clock that uses only numbers to show time.

The shorter hand on a clock that tells the hour.

A unit to measure time.
1 hour = 60 minutes

My Vocabulary Cards

Mathematical Practices



Lesson 9-2

minute



1 minute
60 seconds

Lesson 9-1

minute hand



minute hand

Lesson 9-6

P.M.



Lesson 9-4

quarter hour



12:15

quarter past 12

12:45

quarter till 1



Teacher Directions:
More Ideas for Use

- Tell students to draw a picture to show the meaning of a word. Have them work with a friend to guess the word.
- Have students use a blank card to write this chapter's essential question. On the back, have them write or draw examples that help them answer the question.

The longer hand on a clock that tells the number of minutes.

A unit to measure time.
Each tick mark on an analog clock.
1 minute = 60 seconds
60 minutes = 1 hour

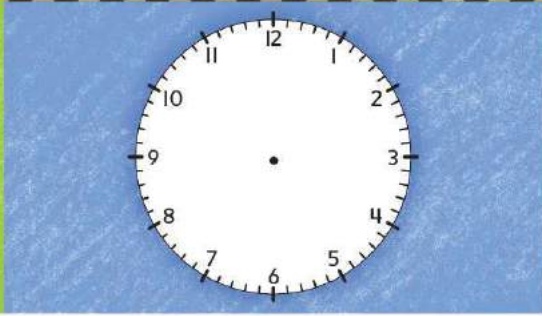

A quarter hour is 15 minutes. Sometimes called quarter past or quarter till.
4 quarter hours = 1 hour

The hours from noon until midnight.

My Foldable

FOLDABLES

Follow the steps on the back to make your Foldable.

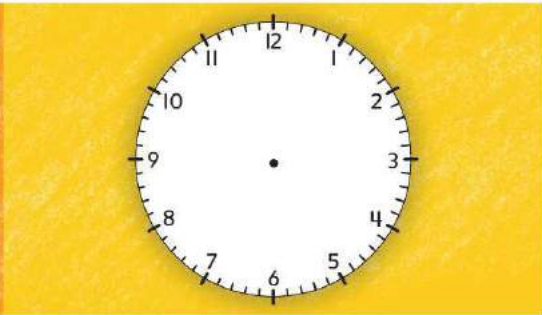
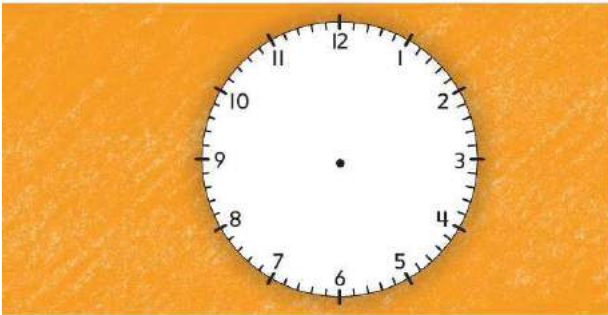




A.M.

P.M.

A.M.

P.M.




A.M.

P.M.

A.M.

P.M.



1



2



3



1 o'clock



quarter till 9



quarter past 2



half past 3



Name _____

Time to the Hour

Lesson 1

ESSENTIAL QUESTION ?
How do I use and tell time?




Explore and Explain

_____ P.M.

Copyright © McGraw-Hill Education. (Images: Shelley Bend Images/Getty Images, (i)MUSA, GSC Image by Robert Simmon and Rea Stockli)



Teacher Directions: Write the missing numbers on the clock.

Use  to show time to each hour. Draw hands on the clock to show 4 P.M. Write the time.

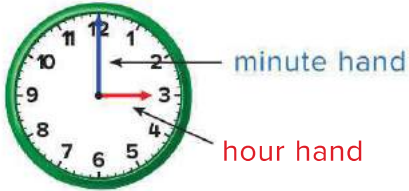


See and Show

Mathematical Practices

On an **analog clock**, the **hour hand** points to the **hour**. It is shorter.

The **minute hand** points to the **minute**. It is longer.



A **digital clock** shows the hour and minutes on a screen.



↑ hour ↑ minutes after the hour

3 o'clock

Use  Tell what time is shown. Write the time.

1.



_____ o'clock

2.



_____ o'clock

3.



_____ o'clock

Talk Math

How is an analog clock similar to a number line?

Name _____

On My Own

Use . Tell what time is shown. Write the time.

4.



_____ o'clock

5.



_____ o'clock

6.



_____ o'clock

Draw the hands on the clock. Write the time.


7. 5 o'clock



8. 10 o'clock



9. 3 o'clock





Problem Solving

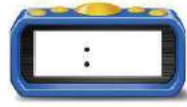
Mathematical Practices



Show the time on each clock.

- 10. Mohammed gets home at 3 o'clock. Yousif gets home one hour later. What time does Yousif get home?

- 11. Basketball practice starts at 4:00. Hamid eats a snack 2 hours before practice. What time does Hamid eat his snack?



- 12. It is after 7 o'clock and before 9 o'clock. What time is it if it is exactly on the hour? Show the time on the analog clock face.



Write Math

What time is it when the hour hand is on 5 and the minute hand is on 12? How do you know?

Copyright © McGraw-Hill Education. All Skelley/Brend Images/Getty Images

Name _____

My Homework

Lesson 1

Time to the Hour

Homework Helper

You can tell and write time to the hour.




It is 5 o'clock or 5:00.

Practice

Tell what time is shown. Write the time.

1.




_____ o'clock

2.



_____ o'clock

3.



_____ o'clock

Draw the hands on each clock. Then write the time.

4. 2 o'clock

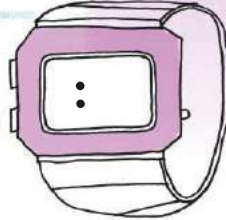


5. 4:00



6. The time on Khalid's watch is 3 hours after 2:00. Write the time on his watch.

Khalid's Cool watch!



Vocabulary Check

Complete each sentence.

hour hand

analog clock

minute hand

digital clock

7. An _____ has an hour and a minute hand.
8. The _____ points to the hour on an analog clock.
9. A _____ uses numbers on a screen to show time.
10. The _____ points to the minute on an analog clock.



Math at Home Throughout the day, ask your child to look at an analog or digital clock showing a time to the hour and have them tell you the time.

Name _____

Time to the Half Hour

Lesson 2

ESSENTIAL QUESTION

How do I use and tell time?




Explore and Explain

half past _____

Copyright © McGraw-Hill Education. D. Hurst/Alamy



Teacher Directions: Use a  to show 5 o'clock. Move the minute hand to 6. What time is it? Repeat with other times showing hour and half past the hour. Draw hands to show one of the times and write the time.



See and Show

Mathematical Practices

You can show time to the half hour.
 One half hour is 30 minutes.
 These clocks show **half past 2**.

Helpful Hint
 The hour hand moves halfway to the next number as a half hour passes.



It is 2:30.

The **hour hand** points between 2 and 3. The **minute hand** points to 6.

Use . Tell what time is shown. Write the time.

1.



half past _____

2.



half past _____

3.



half past _____

Talk Math

It is half past 8. Explain what *half past* means.

Name _____

On My Own

Use . Tell what time is shown. Write the time.

4.



half past _____

5.



half past _____

6.




half past _____

Draw the hands on each clock. Write the time.

7. half past 4



8. half past 7



9. half past 6





Problem Solving

10. Ali woke up at half past 7. He needs to leave for school one hour later. Show and write the time he needs to leave for school.



Mathematical Practices



Use the clocks shown below.



School starts



Football practice



Alarm goes off



What happens at each of these times?

11. 6:30 _____

12. 3:30 _____

13. 8:30 _____

Write Math

How is reading a digital clock different from reading an analog clock? Explain.

Copyright © McGraw-Hill Education. All rights reserved. Illustration: iStockphoto.com/Robert Ball Productions/Getty Images

Name _____

My Homework

Lesson 2

Time to the
Half Hour

Homework Helper

You can tell and write time to the half hour.



Practice

Tell what time is shown. Write the time.

1.



half past _____

2.



half past _____

3.



half past _____

Draw the hands on each clock. Write the time.

4. half past I



5. half past II



6. Amani is going to the city with her family. They will leave one hour after she gets home from school. Amani gets home from school at 3:30. What will the clocks look like when they leave?



Vocabulary Check

Show a **half hour** later on the second clock.

7.



Math at Home Give your child a time to the hour. Have him or her tell you the position of the clock hands for half past that hour or in a half hour.

Name _____



Problem Solving

STRATEGY: Find a Pattern

Lesson 3

ESSENTIAL QUESTION ?

How do I use and tell time?

The buses leave in order every half hour. Bus 1 leaves at 9:30. Bus 2 leaves at 10:00. What time do buses 3 and 4 leave?



1 Understand Underline what you know.
Circle what you need to find.

2 Plan How will I solve the problem?

3 solve Find a pattern.

9:30, 10:00, 10:30, 11:00
Bus 1 Bus 2 Bus 3 Bus 4

4 Check Is my answer reasonable?

Practice the Strategy

Each class at school will go to recess 30 minutes after the other. The first class goes to recess at 1:00. What time will the fourth class go?

Blast off!



1 Understand Underline what you know.
Circle what you need to find.

2 Plan How will I solve the problem?

3 Solve I will...



4 Check Is my answer reasonable? Explain.

Apply the Strategy

Find a pattern to solve. Use the space provided.

1. In the morning, Ms. Muna's students change activities every hour. Reading starts at 8:30. Her students go to three more activities. When do each of the activities start?

8:30, _____, _____, _____

2. Students start work in learning stations at 10:30. After two hours, they go to recess. What time do students go to recess?

3. In the afternoon, Ms. Muna's students change activities every half hour. Math starts at 1:00. Writing starts after math. What time will writing start?

Review the Strategies

Choose a strategy

- Find a pattern.
- Act it out.
- Draw a picture.

4. Mohra has 8 shoes. She places an equal number of shoes in two suitcases. How many shoes will be in each suitcase?



_____ shoes

5. A postcard costs 45 fils. Majed wants to buy 2 postcards. He has 2 25-fils coins, 2 10-fils coins, and 3 5-fils coins. How much money does he have?



How many fils does he need to so that he can buy the postcards?

_____ fils

6. The subway arrives at the station on the hour and half hour. It is now 4:30. Hana's family is on the way but it will take one hour to get there. What is the earliest time her family can get on the subway?

Name

My Homework

Lesson 3

Problem-Solving: Find a Pattern

Huda's family is going to visit their grandma. It will take them four hours to get there. They leave at 10:30. What time will they get to grandma's house?



1 Understand Underline what you know.
Circle what you need to find.

2 Plan How will I solve the problem?

3 Solve Find a pattern.

10:30 11:30 12:30 1:30 2:30
 | hour | hour | hour | hour

They will arrive at 2:30.

4 Check Is my answer reasonable?



Problem Solving

Underline what you know. Circle what you need to find. Find a pattern to solve.

- There is one plane that leaves from the city to the ski resort every hour. The first plane leaves at 10:00. The last plane leaves at 4:00. How many planes fly to the resort each day?

_____ planes



- Mr. Salem's class arrived at the zoo at 9:30. They met the zookeeper 30 minutes later. Another 30 minutes after that, they saw the penguins. What time did they see the penguins?

- Mansour's family wants to take a ride on a tour bus. It leaves the bus station every half hour. It is 4:00. They just missed the bus. What are the times for the next two buses?

_____, _____



Math at Home Ask your child to keep a journal for one evening. At each half hour, have your child write the time and record his or her activity at that time. At the end of the evening, see if there were any repeating or other patterns in their activities.

Copyright © McGraw-Hill Education. Stockfoto/Getty Images

Check My Progress

Vocabulary Check

Complete each sentence.

minute analog clock hour
digital clock half hour

- 60 minutes is one _____.
- 30 minutes is one _____.
- 60 seconds is one _____.
- A _____ uses only numbers to show time.
- An _____ has an hour hand and minute hand to show time.

Concept Check

Tell what time is shown. Write the time.

6.



7.




8.



Draw the hands on each clock. Write the time.

9. half past 8



10. 11 o'clock



11. half past 1



Write the time.

12.



half past _____

13.



_____ o'clock

14. Saeed has three classes in a row. Each class is 2 hours long. Saeed's first class is at 7:00. When will Saeed's last class end?

Test Practice

15. The class bell rings every 30 minutes. The first one rings at 8:30. What time will the 4th bell ring?

10:30



10:00



11:30



9:30



Name _____

Time to the Quarter Hour

Lesson 4

ESSENTIAL QUESTION ?

How do I use and tell time?



Explore and Explain

quarter past _____

Copyright © McGraw-Hill Education. 300/McGraw-Hill Education



Teacher Directions: Have students fold a paper plate, or circular piece of paper in half. Fold it again in quarters. Unfold and look at the fold marks. On the clock above, place cubes on the quarter hours referring back to their plate or circle. Draw hands on the clock to show quarter past an hour. Write the time.



See and Show

Mathematical Practices

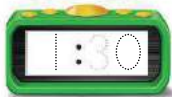
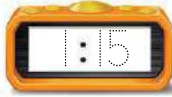
You can show time to the **quarter hour**. There are 15 minutes in a quarter hour. There are 4 quarter hours in an hour.

1 o'clock

quarter past 1

half past 1

quarter till 2




Use . Tell what time is shown. Write the time.

1.



2.



3.



Talk Math

At 4:15, where is the minute hand? Explain.

Name _____

On My Own

Use . Tell what time is shown. Write the time.



Draw the hands on each clock. Write the time.

7. quarter till 2



8. quarter past 5



9. quarter past 12

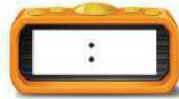


Read the time. Write the time on the digital clock.

10. twelve forty-five



11. four fifteen



12. nine thirty





Problem Solving

Mathematical Practices

13. Muhra is at school. School is over at 3:15. She has 3 more hours to wait. What time is it now?

14. Faleh goes to his friend's house at 2:15. Circle the clock that shows this time.



15. Noura's family went hiking. They left at 9:45. They drove for 3 hours. Then they stopped for lunch. Lunch took one hour. What time did they finish lunch?

HOT Problem Why is each 15-minute period on a clock called one quarter hour?

Copyright © McGraw-Hill Education. Jupiter Images/BananaStock/Getty

Name

My Homework

Lesson 4

Time to the
Quarter Hour

Homework Helper

You can show time to the quarter hour.

quarter past 8



half past 8



quarter till 9



Practice

Use . Tell what time is shown. Write the time.

1.



2.



3.



Draw the hands on each clock. Write the time.

4. quarter past 6 5. quarter till 3 6. quarter past 7



7. Najat left for school at 8:15. She left school at 2:45. If she arrived at school at 8:45, how many hours was she in school?

_____ hours



Vocabulary Check

8. Circle the clock that shows an example of quarter hour.



Math at Home Have your child use the words quarter till and quarter past to describe the time at 6:15 and 6:45.

Name _____

Time to Five Minute Intervals

Lesson 5

ESSENTIAL QUESTION ?

How do I use and tell time?



Explore and Explain

Copyright © McGraw-Hill Education. Vladimir Gornik/Getty Images

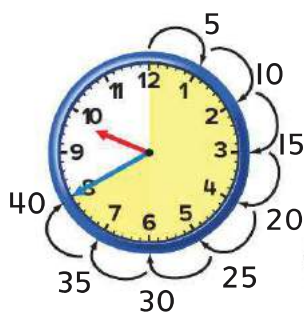


Teacher Directions: Count by 5s as you trace the dotted line. Label each jump 5, 10, 15 and so on. Draw the minute hand. Write that time on the digital clock.



See and Show

It takes 5 minutes for the minute hand to move to the next number. You can skip count by 5s to tell the time.



This clock shows 40 minutes after 9 o'clock. Write the time another way.

Helpful Hint
Each mark on the clock face is one minute.



Tell what time is shown. Use  to help. Write the time.

1.



2.



3.



4. Tell what time is shown. Draw the minute hand to show the time.



Talk Math

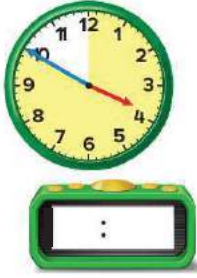
Explain how you skip count by 5s to tell time.

Name _____

On My Own

Tell what time is shown. Use  to help. Write the time.

5.



6.



7.



Tell what time is shown. Draw the hands to show the time.

8.



9.



10.



11. 2:20



12. 8:45



13. 1:25





Problem Solving

Mathematical Practices

14. If the hour hand is close to the 11 and the minute hand is pointing to the 10. What time is it?

15. A group of people get on an amusement park ride every 5 minutes. It is now 3:00. There are 7 groups ahead of Lamis and her family. What time will her family go on the ride?



16. It takes 20 minutes to watch the movie previews. The previews start at 7 o'clock. What time will the movie start?



Write Math

What time is it when the hour hand is between 5 and 6 and the minute hand is on 7? Explain.

Copyright © McGraw-Hill Education. LMK Group/Alamy

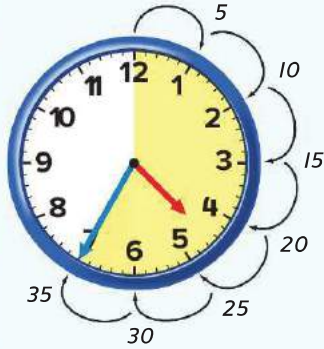
Name _____

My Homework

Lesson 5

Time to Five-Minute Intervals

Homework Helper



It takes 5 minutes for the minute hand to move to the next number. Skip count by 5s to tell time.

This clock shows 35 minutes after 4 o'clock.


The time is shown another way.



Practice

Read the time. Write the time.

1.



2.



3.



Tell what time is shown. Draw the minute hand to show the time.

4.



5.



6.



7. It is 1:00. Sultan is waiting for Amer. Amer said he would meet Sultan in 25 minutes but he arrived 5 minutes late. What time does Amer meet Sultan?



Copyright © McGraw-Hill Education. (i) Steve Allen Travel Photography/Alamy. (ii) Image Source/Getty Images

Test Practice

- 8 A train leaves at 10:40. Which clock shows 10:40?



Math at Home Ask your child to look at an analog clock on the hour. Have him or her tell you what time it will be in 5 minutes, 10 minutes, 25 minutes, and 50 minutes.

Name _____

A.M. and P.M.

Lesson 6

ESSENTIAL QUESTION ?
How do I use and tell time?



Explore and Explain

Who
hoo!



Where do you dream of traveling to?



Copyright © McGraw-Hill Education. Ingram Publishing/age fotostock



Teacher Directions: Think of things that you do during the day and at night. Draw pictures of the activities on the correct side of the page.

See and Show

The hours from midnight until noon are labeled **A.M.** The hours from noon until midnight are labeled **P.M.**

Helpful Hint
12:00 P.M. is noon.
12:00 A.M. is midnight.

Go to School



8:00 A.M.



Read a Bedtime Story



8:00 P.M.



Tell what time is shown for the activity. Write the time. Circle A.M. or P.M.

1 Art class

A.M.
P.M.

2 Go to Bed



A.M.
P.M.

3 Play after School



A.M.
P.M.

Talk Math

How can you remember if it is A.M. or P.M.?

Name _____

On My Own

Tell what time is shown for the activity. Write the time.

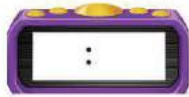
Circle A.M. or P.M.

4. Eat Breakfast



A.M.
P.M.

5. Groom the Horse



A.M.
P.M.

6. Go Swimming



A.M.
P.M.

Tell what time is shown for the activity. Draw the hands on the clock to show the time. Circle A.M. or P.M.

7. Football Practice



A.M.
P.M.

8. Sleeping in Bed



A.M.
P.M.

9. Eat Dinner



A.M.
P.M.

Complete each sentence. Write *midnight* or *noon*.

midnight noon

10. At _____, I am usually asleep.

11. At _____, I may be eating my lunch.



Problem Solving


**Mathematical
Practices**

12. Badr has football practice at 4:00. Would that likely be at 4:00 A.M. or 4:00 P.M.?

13. It is 2:25. Reem is going to the library in 1 hour. On the clock show the time she will go to the library. Circle A.M. or P.M.



A.M. P.M.

14. It is 3:00 A.M. Are you more likely to be on your way home from school or sleeping in your bed?

Write Math

Mouza wants to go to her friend Asma's lunch party. The invitation says the lunch party starts at 1:30 A.M. This is wrong. What mistake was made on the invitation?

Name _____

My Homework

Lesson 6

A.M. and P.M.

Homework Helper

The hours from midnight until noon are labeled A.M. The hours from noon until midnight are labeled P.M.

Helpful Hint

12:00 P.M. is noon.
12:00 A.M. is midnight.

Wake Up



9:00 A.M.



Look at the Moon



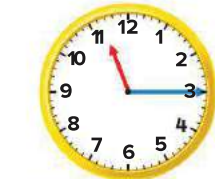
9:00 P.M.



Tell what time is shown for the activity. Write the time.

Circle A.M. or P.M.

1. Go to the Park



A.M.
P.M.

2. Go Bowling



A.M.
P.M.

3. Make your Bed



A.M.
P.M.

Tell what time is shown for the activity.
 Draw the hands on the clock. Circle A.M. or P.M.

4. Rooster Crowing



A.M.
P.M.

5. Flying a Kite



A.M.
P.M.

6. Going Shopping



A.M.
P.M.

7. Ahmed and Jassim went to the county fair with Jassim's parents. They got there at 10:00 A.M. They stayed for 4 and a half hours. Did they get home in the A.M or P.M.? _____



Vocabulary Check

Complete each sentence.

A.M.

P.M.

8. Bilal has an art lesson at 4:30. _____.
9. Jamal eats dinner at 6:30 _____.
10. Manal eats breakfast at 6:00 _____.



Math at Home Several times in the next 24 hours, ask your child for the time and then if it is A.M. or P.M.

Name _____

Time Relationships

Lesson 7

ESSENTIAL QUESTION
How do you use and tell time?



Explore and Explain

1. smiling at a friend



seconds

hour

2. washing your face



seconds

minutes

3. shopping for groceries



hours

days

Copyright © McGraw-Hill Education. (i)Corbis/age fotostock, (ii)Shutterstock, (iii)Fotia Constantine/Getty Images



Teacher Directions: Circle the better unit to measure the time for each event.

Choose the best units to measure time.

Time Relationships	
1 minute	= 60 seconds
1 hour	= 60 minutes
1 day	= 24 hours
1 week	= 7 days
1 month	= about 4 weeks
1 year	= 12 months or 52 weeks

Circle the better unit to measure the time for each event.

1. to blow your nose

seconds

hours

Circle the better unit to measure the time for each event.

2. to get ready for school

seconds

minutes

Name _____

On My Own

Circle the best unit to measure the time for each event.

3. to do the dishes

hours

minutes



4. to complete second grade

months

days



5. to go to the store

weeks

hours



6. to build a treehouse

day

month



7. to eat lunch

hours

minutes



8. to sharpen your pencil

seconds

hours





Problem Solving



Mathematical Practices

Use a problem solving strategy to solve the problems. Write your answer.

9. Khadija went to the beach with her family for 4 weeks. How many days was Khadija at the beach?

_____ days

10. How old are you to the nearest years, months, and days?

_____ days

11. Omar lived in London with his family for 2 years. How many weeks did he live in London?

_____ weeks

My Homework

Lesson 7

Time Relationships

Homework Helper

Choose the best units to measure time.

Time Relationships	
1 minute	= 60 seconds
1 hour	= 60 minutes
1 day	= 24 hours
1 week	= 7 days
1 month	= about 4 weeks
1 year	= 12 months or 52 weeks

1. Circle the better unit to measure the time for each event.

to play with the cat

minutes

days

2. Circle the better unit to measure the time for each event.

to build a house

seconds

year



Circle the better unit to measure the time for each event.

3. a canoe ride



1 second 1 minute 1 hour

4. Read the time. Circle the correct clock.

9:00



5. Saleh is going on vacation to visit his aunt and uncle. He will be gone for one month. About how long will Saleh be gone?

_____ days

6. How many hours in two days?

Name _____

Using a Calendar

Lesson 8

ESSENTIAL QUESTION ?

How do you use and tell time?



Explore and Explain

A calendar shows **days**, **weeks**, and **months** in a **year**.

June						
Sunday	Monday	Tuesday	Wednesday	Thursday	Friday	Saturday
					1	2
3	4	5	6	7	8	9
10	11	12	13	14	15	16
17	18	19	20	21	22	
24	25	26	27	28	29	








Teacher Directions: Point to the month in this calendar. Name the month. Name the month that comes next. Find the 8th. Color the day that comes next. Find the 23rd. Color the day that comes before.

Name _____

On My Own

Use the calendar to answer the questions.

March						
Sunday	Monday	Tuesday	Wednesday	Thursday	Friday	Saturday
				1	2	3
4	5		7	8	9	10
11	12	13	14	15		17
18	19	20	21	22	23	24
25	26	27	28	29	30	31



4. What is the date before Ahmed's lunch party?






5. Find the date that Ahmed is presenting his science project about dinosaurs.

6. Ahmed's lunch party is the third Friday in March. What is the date of his lunch party?

Name _____

On My Own

Use the calendar to answer the questions.

March						
Sunday	Monday	Tuesday	Wednesday	Thursday	Friday	Saturday
				1	2	3
4	5		7	8	9	10
11	12	13	14	15		17
18	19	20	21	22	23	24
	25	26	27	28	29	30
					31	

4. What is the date before Ahmed's lunch party?

5. Find the date that Ahmed is presenting his science project about dinosaurs.

6. Ahmed's lunch party is the third Friday in March. What is the date of his lunch party?



Problem Solving



Mathematical Practices

Use a problem solving strategy to solve the problems. Write your answer.

7. Write the days of the week in order starting with Wednesday and ending with Tuesday.

8. Write the months in a year in order starting with January and ending with December.

Name _____





My Homework

Lesson 8

Using a Calendar

Homework Helper

Use the calendar to answer the questions.

March						
Sunday	Monday	Tuesday	Wednesday	Thursday	Friday	Saturday
 7	1	2 	3	4	5	6
8	9	10	11	12	13	14
15	16	17	18	19 	20	21
22	23	24	25	26	27	28
29	30	31 				

1. Today is March 11. What date will it be 13 days from now? _____

Use the calendar to answer the questions.

2. Asma left for vacation 1 week ago. Today is March 23. What was the date Asma left for vacation? _____

3. How many days are in 1 week?

_____ days

4. How many months are in 1 year?

_____ months

5. How many days are in March?

_____ days

6. How many days are in June?

_____ days

Vocabulary Check

Write the correct word in the blank. Use words from the box.

hour

day

week

year

1. School lasts about 7 _____s a day.
2. Every _____ your date of birth happens.
3. You should brush your teeth every _____.
4. Friday happens once a _____.

Name _____

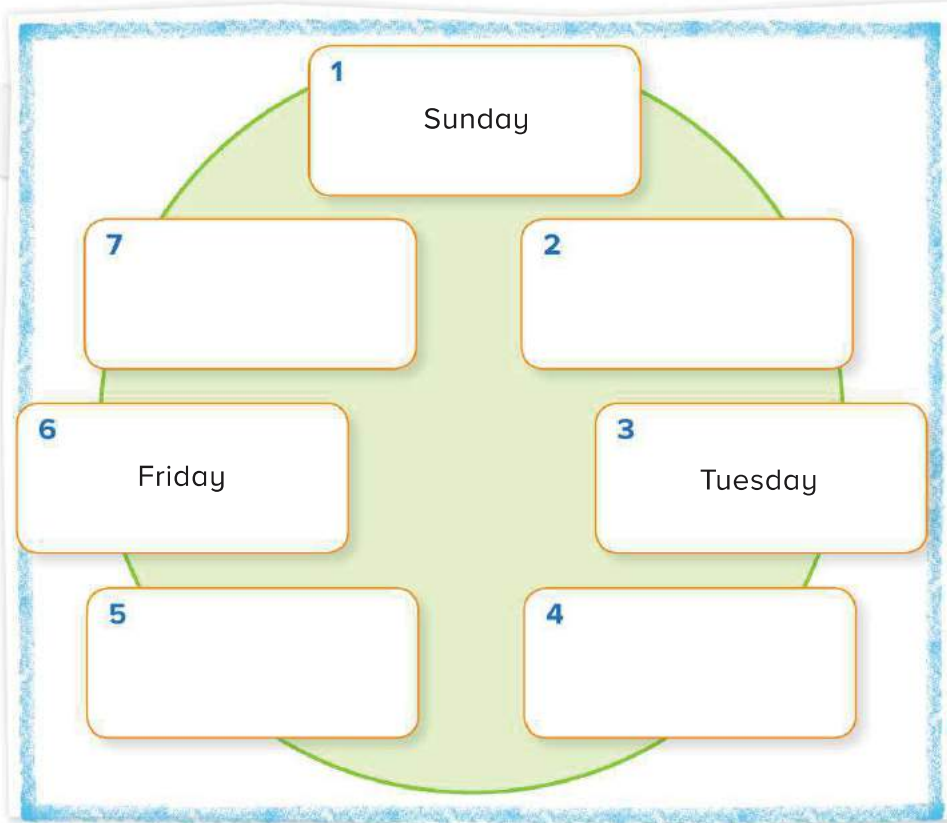
Units of Time

Lesson 9

ESSENTIAL QUESTION
How do you use and tell time?



Explore and Explain

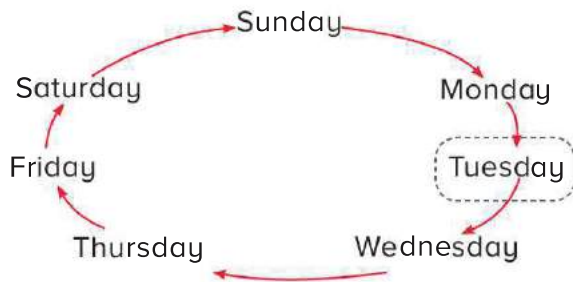


Copyright © McGraw-Hill Education.



Teacher Directions: Fill in the missing days.

There are seven **days** in one **week**.
What day is it today?



Use today to complete the table. Write the day it was and the day it will be.

1.

Number of Days	Day It Was	Day It Will Be
1	Monday	Wednesday
2	Sunday	Thursday

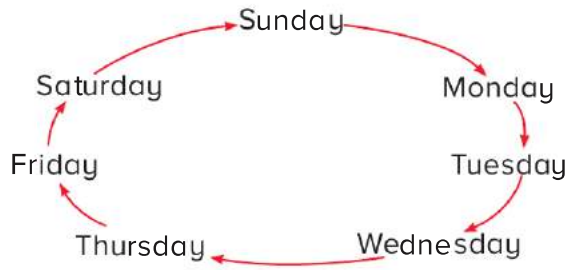
2.

Number of Days	Day It Was	Day It Will Be
8		
9		

Name

On My Own

Use today to complete the table. Write the day it was and the day it will be.



3.

Number of Days	Day It Was	Day It Will Be
8		
14		
21		
69		
70		
71		



Problem Solving

Use a problem solving strategy to solve the problems.
Write your answer.

4. How many Mondays are in 35 days? Explain.

5. How many Mondays are in 70 days? Explain.

Name _____

My Homework

Lesson 9

Units of Time

Homework Helper

There are seven **days** in a **week**.

1. If today is Wednesday, what will tomorrow be?

Thursday

What day is it?

2. If today is Saturday, what was yesterday?

3. If today is Tuesday, what will tomorrow be?

4. If today is Sunday, what day will it be in 2 days?

5. What day does the week start with?

6. What day does the week end with?

7. How many Mondays are in 350 days?

8. How many Mondays are in 364 days?

My Review

Vocabulary Check

Complete each sentence.

hour

half hour

quarter hour

minute

A.M.

P.M.

digital

analog

1. The long hand on an analog clock is the _____ hand.
2. The short hand on an analog clock is the _____ hand.
3. 15 minutes is a _____.
4. 30 minutes is a _____.
5. A clock that uses hands to show the time is an _____ clock.
6. A clock that uses numbers to show the time is a _____ clock.
7. The hours from noon to midnight are _____.
8. The hours from midnight to noon are _____.

Concept Check

Read the time. Write the time.



Estimate the time for the event. Circle your answer.

12. saying hello

1 second

1 minute

1 hour

Circle the best choice.

13. Feed the goat. 10:45 A.M. P.M.

14. Go hiking. 4:30 A.M. P.M.

Fill in the blanks.

15. Tuesday _____ Thursday

16. _____ Friday Saturday

Name _____

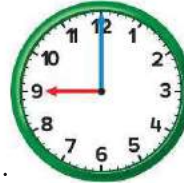


Problem Solving

17. On a clock, the hour hand is between the 2 and 3. The minute hand is on the 5. What time is it? Show the time on both clocks.



18. The time is 9:00. In 6 hours, Ismail will leave school. What time will it be in 6 hours? Circle A.M. or P.M.



_____ A.M. P.M.

19. Today is October 12. What date will it be 6 days from now?
- _____

20. Tomorrow is Monday, July 5. What day of the week and date was yesterday?
- _____

Test Practice

21. The boat picked up passengers every half hour. If the first boat arrives at 8:00 A.M., when will the fourth boat arrive?

12:00 P.M.



10:00 A.M.



9:30 A.M.



10:30 A.M.



Reflect

Chapter 9

Answering the Essential Question



Show the ways to write and use time.

Draw the hands to show the time.



Digital



Analog

Write the time.



ESSENTIAL QUESTION



How do I use and tell time?

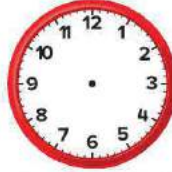
Skip count by 5s. Tell the time.



Skip count by fives.
The time is _____.

Draw the hands.
Write the time.

quarter past 5 half past 5



You'll sail through this!

Chapter

10

Geometric Shapes and Equal Shares

ESSENTIAL QUESTION










How do I use shapes and equal parts?

Let's Go to the Park!

Copyright © McGraw-Hill Education. "PurococoArmy" (Mike Kemp/Universal/Getty Images) Chapter Sourced From: 10. Geometric Shapes and Equal Shares, from My Math GP, Indiana, 2 Chapter 10 © 2017

Mathematical Practices

-  1. Make sense of problems and persevere in solving them.
 -  2. Reason abstractly and quantitatively.
 -  3. Construct viable arguments and critique the reasoning of others.
 -  4. Model with mathematics.
 5. Use appropriate tools strategically.
 6. Attend to precision.
 -  7. Look for and make use of structure.
 -  8. Look for and express regularity in repeated reasoning.
-  = focused on in this chapter



Copyright © McGraw-Hill Education. Digital Vision/Getty Images

Name _____

Am I Ready?

Draw an X over the object that is a different shape.

1.



2.



Draw a line to match the objects that are the same shape.

3.



4.



5.




6. What shape is the game board?
Circle the word.

triangle

square

circle



Shade the boxes to show the problems you answered correctly.

How Did I Do?

1 2 3 4 5 6

Name _____

My Math Words

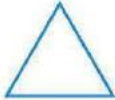




Review Vocabulary

circle

rectangle

square

Use the review vocabulary to complete the chart.
The first row is done for you.

Word	Example	Not an Example
triangle		
_____		
_____		
_____		

Copyright © McGraw-Hill Education.



Directions:
Ideas for Use

- Group 2 or 3 common words. Add a word that is unrelated to the group. Ask another student to name the unrelated word.
- Have students draw an example for each card. Have them make drawings that are different from what is shown on each card.

A three-dimensional shape that narrows to a point from a circular face.

Where two sides on a two-dimensional shape meet.

A three-dimensional shape that is shaped like a can.

A three-dimensional shape with 6 square faces.

The flat part of a three-dimensional shape.

The line segment where two faces of a three-dimensional shape meet.

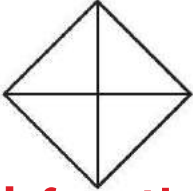
My Vocabulary Cards

Mathematical
Practice



Lesson 10-7

fourths



4 fourths

Lesson 10-7

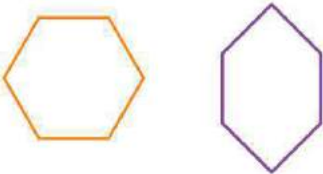
halves



2 halves


Lesson 10-1

hexagon



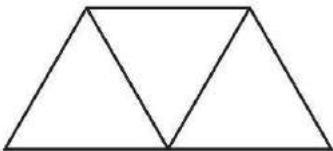
Lesson 10-1

parallelogram



Lesson 10-7

partition



Lesson 10-1

pentagon





Directions:
More Ideas for Use

- Create a riddle for each word. Have a friend guess the word for each riddle.
- Have students write a tally mark on each card every time they read the word in this chapter or use it in their writing. Challenge them to try to use at least 10 tally marks for each word card.

Two equal parts.

Four equal parts.

A two-dimensional shape that has two pairs of sides that are the same length and are equal distance apart.

A two-dimensional shape that has six sides.

A polygon with five sides.

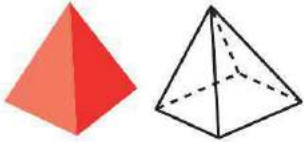
To divide into groups or "break up."

My Vocabulary Cards

Mathematical
Practice


Lesson 10-4

pyramid




Lesson 10-1

quadrilateral



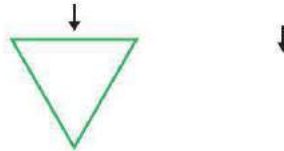
Lesson 10-2

rectangular prism




Lesson 10-4

side



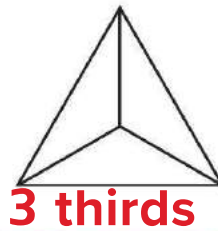
Lesson 10-6

sphere



Lesson 10-1

thirds





Directions:
More Ideas for Use

- Have students sort the words by the number of syllables in each word.
- Ask students to find pictures to show each word. Have them work with a friend to guess which word the picture shows.

A shape that has 4 sides and 4 angles.

A three-dimensional shape with a polygon as a base and other faces that are triangles.

One of the line segments that make up a shape.

A three-dimensional shape with 6 faces that are rectangles.

Three equal parts.

A three-dimensional shape that has the shape of a round ball.


My Vocabulary Cards

Mathematical
Practice



Lesson 10-4

**three-dimensional
shapes**



Lesson 10-7

trapezoid



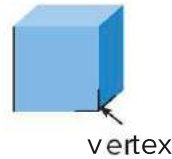
Lesson 10-1

**two-dimensional
shapes**



Lesson 10-1

vertex





Directions:

More Ideas for Use

- Have students arrange the cards in alphabetical order.

- Group 2 or 3 common words. Add a word that is unrelated to the group. Ask another student to name the unrelated word.

A two-dimensional shape with four sides and only two opposite sides that are parallel.

A shape that has: length, width, and height.





The point where three or more faces of a three-dimensional shape meet.

A shape having the two dimensions length and width.

My Foldable

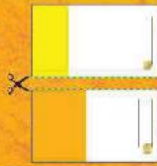
FOLDABLES

Follow the steps on the back to make your Foldable.



FOLDABLES
Study Organizer


1



2



3





Copyright © McGraw-Hill Education.

Name _____

Two-Dimensional Shapes

Lesson 1

ESSENTIAL QUESTION
How do I use shapes and equal parts?



Explore and Explain



circle

hexagon

square

rectangle

triangle

Copyright © McGraw-Hill Education.



Teacher Directions: Use small attribute blocks. Trace and identify each shape.
Draw a line from each shape to its name.

See and Show

A **two-dimensional shape** is a shape with only length and width.



circle



triangle



square



rectangle



pentagon



hexagon



parallelogram



trapezoid

Circle the shapes that match the name.

1. parallelogram

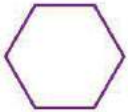


2. triangle



Write the name of the shape.
Circle the shape that matches.

3.





Talk Math

What is the difference between a pentagon and a hexagon? How are they alike?

Name _____

On My Own

Circle the shapes that match the name.

4. trapezoid



5. hexagon



6. triangle



7. pentagon



Write the name of the shape.


Circle the shape that matches.

8.





9.





Circle the shape that does not belong in each group.

10.



11.





Problem Solving

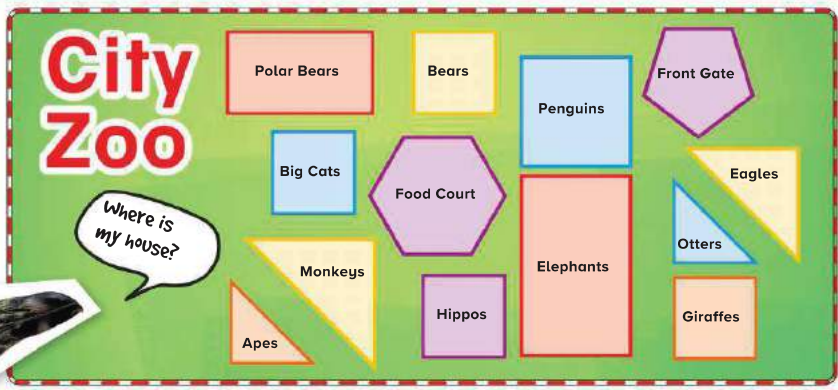
Mathematical Practice

12. Identify the shape of each sign.



How many of each shape do you see?

13.



triangles _____ hexagons _____ rectangles _____

squares _____ pentagons _____ circles _____

Write Math

Give examples of objects in your school that look like triangles and squares.

Copyright © McGraw-Hill Education. All rights reserved. (Image: Source/Getty Images, (Image: PhotoDisc/Getty Images)

Name _____

My Homework

Lesson I

Two-Dimensional
Shapes

Homework Helper

A two-dimensional shape is a shape with only length and width.



circle



triangle



square



rectangle




pentagon



hexagon



parallelogram



trapezoid

Practice

Circle the shapes that match the name.

1. rectangle



2. triangle




3. trapezoid

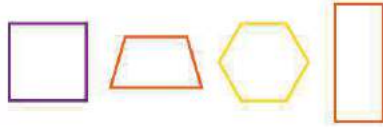



4. hexagon



Write the name of the shape. Circle the shape that matches.

5. 



6. 



7. Zayed cut out a shape to glue onto a picture. The shape looked like an ice cream cone. What shape did he cut out?

mmm, strawberry!



Vocabulary Check

8. Circle the hexagons.



Math at Home Point to two-dimensional shapes around your house (triangles, squares, rectangles, hexagons, and pentagons) and have your child identify each shape.

Name _____

Sides and Angles

Lesson 2

ESSENTIAL QUESTION ?
How do I use shapes and equal parts?



Explore and Explain

Did you see what I saw?



sides

angles

sides

angles

sides

angles

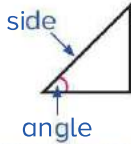

Copyright © McGraw-Hill Education. James Laraine/Shutterstock.com






Teacher Directions: Have students sort triangle, square, parallelogram, trapezoid, and hexagon pattern blocks by their number of sides and angles. Trace them. Write how many sides and angles.

See and Show

You can describe two-dimensional shapes by the number of **sides** and **angles**.

<p>triangle</p> 	<p>quadrilateral</p> 
_____ sides	_____ sides
_____ angles	_____ angles

<p>pentagon</p> 	<p>hexagon</p> 	<p>circle</p> 
_____ sides	_____ sides	_____ sides
_____ angles	_____ angles	_____ angles

Trace each shape. Write how many sides and angles.

<p>1.</p> 	<p>2.</p> 
_____ sides	_____ sides
_____ angles	_____ angles

3. Circle the objects that have 0 sides and 0 angles.



Talk Math How are a square and a hexagon alike?
How are they different?

Name _____

On My Own

Trace each shape. Write how many sides and angles.

4.



_____ sides

_____ angles

5.



_____ sides

_____ angles

6.



_____ sides

_____ angles

7.



_____ sides

_____ angles

Circle the objects that match the description.

8. 3 sides and 3 angles



9. 4 sides and 4 angles





Problem Solving

Mathematical Practice

Draw a picture to solve.

10. Ayesha draws a shape with 6 sides and 6 angles. What shape does she draw?

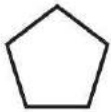
11. Faris draws a shape with 3 sides and 3 angles. What shape does Faris draw?

12. Abdalla drew 3 squares. Adnan drew 2 triangles and 1 square. Who drew more angles?



Write Math

Write the name of each shape.
Describe two things about each shape.



1. _____

2. _____



1. _____

2. _____

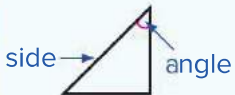




My Homework

Lesson 2

Sides and Angles

Homework Helper


A two-dimensional shape can be described by its sides and angles.


<p>triangle</p>  <p>3 sides 3 angles</p>	<p>quadrilateral</p>  <p>4 sides 4 angles</p>	
<p>pentagon</p>  <p>5 sides 5 angles</p>	<p>hexagon</p>  <p>6 sides 6 angles</p>	<p>circle</p>  <p>0 sides 0 angles</p>

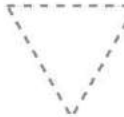
Practice

Trace each shape. Write how many sides and angles.

1.  _____ sides
_____ angles

2.  _____ sides
_____ angles

3.  _____ sides
_____ angles

4.  _____ sides
_____ angles

5. Circle the object that has 8 sides and 8 angles.



6. Laila drew a shape that has 6 sides.
What shape did he draw?

7. Eiman drew a triangle and a square.
Reham drew a shape with 6 sides and
6 angles. Who drew more sides
and angles?

Vocabulary Check

Connect the name of each shape to its
number of sides or angles.

- | | |
|------------------|----------------------|
| 8. hexagon | 4 sides and 4 angles |
| 9. quadrilateral | 5 sides and 5 angles |
| 10. triangle | 6 sides and 6 angles |
| 11. pentagon | 3 sides and 3 angles |



Math at Home While driving or walking, look at road signs together.
Ask your child to name and describe the shapes of the signs he or she sees.

Problem Solving

STRATEGY: Draw a Diagram

Check My Progress

Lesson 3

ESSENTIAL QUESTION ?
How do I use shapes and equal parts?

Laila drew a shape. The shape has 6 sides. It also has 6 angles. What shape did Laila draw?



1 Understand Underline what you know.
Circle what you need to find.

2 Plan How will I solve the problem?

3 Solve Draw a diagram.



Laila drew a _____

4 Check Is my answer reasonable? Explain.

Practice the Strategy

Yasmin drew a shape.
It has 5 sides. It has 5 angles.
What shape did she draw?



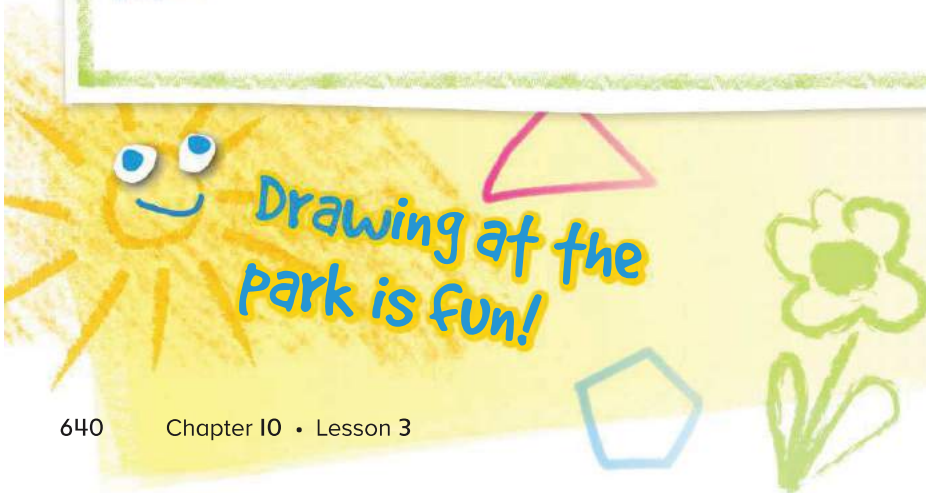
1 Understand Underline what you know.
Circle what you need to find.

2 Plan How will I solve the problem?

3 Solve I will...

Yasmin drew a _____.

4 Check Is my answer reasonable? Explain



Copyright © McGraw-Hill Education. ©Stockfoto/Getty Images

Name _____

Apply the Strategy

1. If a shape has 3 sides and 3 angles, what shape is it? Draw the shape.

2. Saleh draws a triangle. Tarek draws a shape that has 1 more side than a triangle. What shape did Tarek draw? Draw the shape.

3. Khalid drew a shape that has more sides than a triangle or rectangle but less angles than a hexagon. What shape did he draw? Draw the shape.

Review the Strategies

Choose a strategy

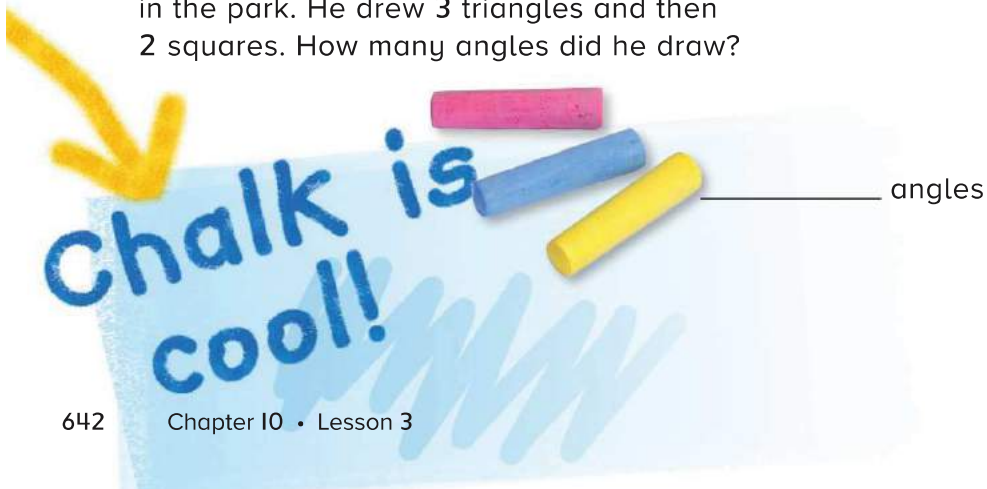
- Write a number sentence.
- Draw a diagram.
- Use logical reasoning.

4. Abeer saw a two-dimensional shape. The shape has 6 sides and 6 angles. Two of the sides are longer than the others. What shape did Abeer see?
- _____

5. The sign at the end of Mohammad's street is a two-dimensional shape. It has 4 sides and 4 angles. The sides are all the same length. What shape is the sign?



6. Laila was drawing shapes with sidewalk chalk in the park. He drew 3 triangles and then 2 squares. How many angles did he draw?



Name

My Homework

Lesson 3

Problem Solving: Draw a Diagram


Nasser was looking for shapes in the stars. He found one with 4 equal length sides and 4 angles.

What shape did Nasser see in the stars?

1 Understand Underline what you know.
Circle what you need to find.

2 Plan How will I solve the problem?

3 Solve Draw a diagram.



Nasser saw a square.

4 Check Is my answer reasonable? Explain.

Underline what you know. Circle what you need to find. Draw a diagram to solve.

1. Hidaya drew a house. She drew a square for the bottom. She drew a triangle on top of the square for the roof. Trace the outside of the house. What shape is Hidaya's house? Draw it.



2. Yousif saw a sign while walking through the park. The sign had no sides and no angles. What shape is the sign?

3. Fahd painted a shape that had 4 sides. The shape had 4 angles. What kind of shape did he paint?



Math at Home Describe a shape to your child. Have him or her draw the shape you described and identify the shape.

Check My Progress

Vocabulary Check

Complete each sentence.

angle

hexagon

pentagon

side

triangle

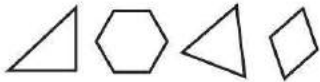
two-dimensional shape

1. A _____ has 5 sides and 5 angles.
2. A _____ has 3 sides and 3 angles.
3. A _____ has 6 sides and 6 angles.

Concept Check

Circle the shape or shapes that match the name.

4. triangle



5. pentagon



6. hexagon




7. quadrilateral



Write the name of the shape. Circle the shapes that match.


8.  _____





9.  _____




Write how many sides and angles.

10.  _____ sides
_____ angles

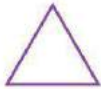
11.  _____ sides
_____ angles

12.  _____ sides
_____ angles

13.  _____ sides
_____ angles

Test Practice

14. Look at the shapes. Mark the shape that does not belong.



Name _____

Three-Dimensional Shapes

Lesson 4

ESSENTIAL QUESTION ?
How do I use shapes and equal parts?



Explore and Explain



Copyright © McGraw-Hill Education.



Teacher Directions: Look at the picture. Circle the three-dimensional shapes that you see. Identify and describe each shape.

See and Show

A **three-dimensional shape** is a shape with length, width, and height.



sphere



cube



pyramid



cone



cylinder



rectangular prism

Write the name of the shape. Circle the objects that are the same shape.

1.





2.





Talk Math

Name two objects in your classroom that are the same shape as a rectangular prism.



Problem Solving

Mathematical Practice

- 8. Nahla is wrapping a present that is in a box. The box is square on all sides. What shape is the box Nahla is wrapping?

Surprise!



- 9. I am a three-dimensional shape. I have a circle at the bottom. I have a point at the top. What shape am I?

- 10. If you stack two cubes together what three-dimensional shape will you make?



Write Math

How can you tell if a shape is three-dimensional?

Copyright © McGraw-Hill Education. Mark Stummert

Name _____

My Homework

Lesson 4

Three-Dimensional Shapes

Homework Helper

A three-dimensional shape has length, width, and height.



sphere



cube



pyramid



cone



cylinder

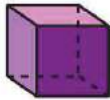


rectangular prism

Practice

Write the name of the shape. Circle the objects that are the same shape.

1.





2.





3.





Copyright © McGraw-Hill Education. (1017-1) by McGraw-Hill Education. (2) Seele Press/Getty Images. (3) iStock Publishing/PhotoSearch. (4) Hulton-Getty. (5) Ken Cavanagh/McGraw-Hill Education. (6) Comstock Images/Getty Images. (7) Richard Hutchins. (8) iStock/Getty Images. (9) iStock Publishing/SupaStock

Write the name of each shape. Circle the objects that are the same shape.

4.





5.





6. I have 6 surfaces. 2 of my surfaces are smaller than the others. I can stand up tall. What shape am I?

Vocabulary Check

Draw lines to match.

7. cylinder



8. rectangular prism



9. cube



10. cone



Math at Home Have your child identify items in your home that match the shapes he or she learned about in this lesson.

Name _____

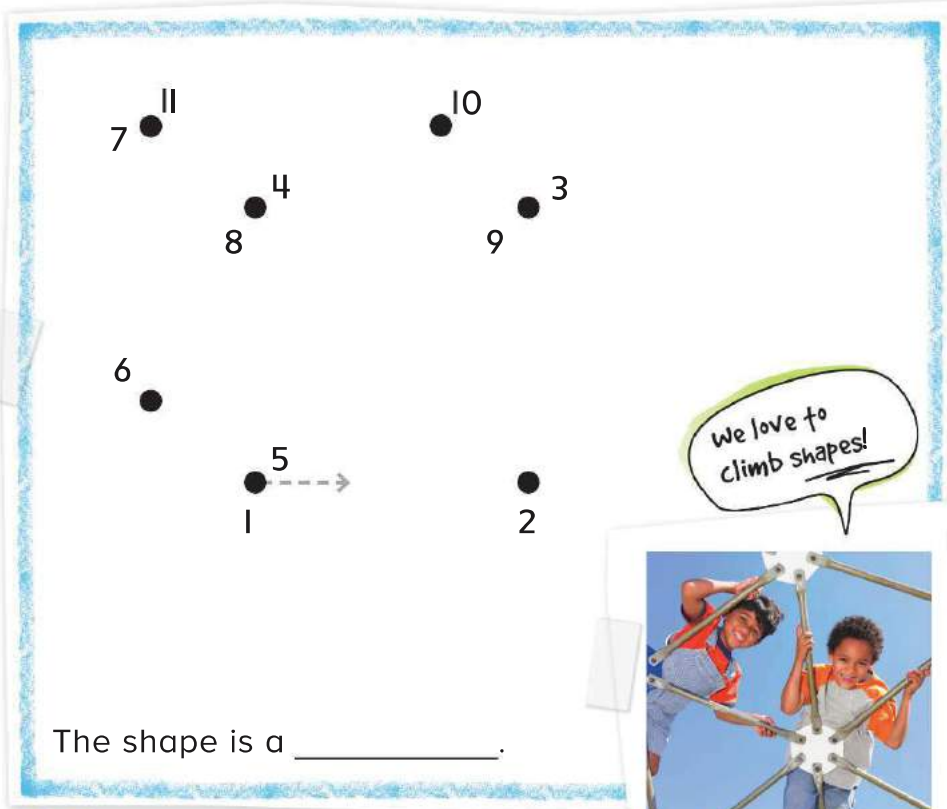
Faces, Edges, and Vertices

Lesson 5

ESSENTIAL QUESTION ?
How do I use shapes and equal parts?



Explore and Explain



The shape is a _____.

We love to climb shapes!



Copyright © McGraw-Hill Education. Dave and Les Jacobs/Blend Images LLC



Teacher Directions: Start at 1. Connect the dots in number order. Write the name of the shape you drew.

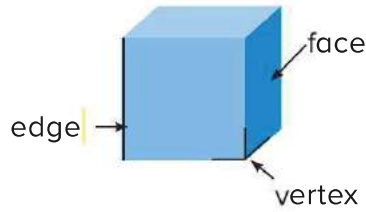
See and Show

You can describe three-dimensional shapes by the number of faces, edges, and vertices.





A **face** is a flat surface.

An **edge** is where 2 faces meet.

A **vertex** is where 3 or more faces meet.



Use three-dimensional shapes. Count the faces, edges, and vertices.

Shape	Faces	Edges	Vertices
1.  cube	_____	_____	_____
2.  rectangular prism	_____	_____	_____
3.  pyramid	_____	_____	_____
4.  sphere	_____	_____	_____

Talk Math

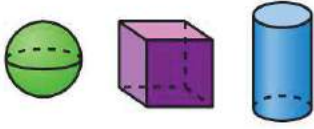
What figure has 6 equal faces?
How do you know?

Name _____


On My Own

Circle the shapes that match the description.

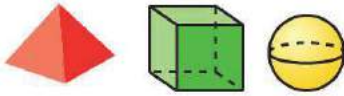
5. 0 faces, 0 edges, 0 vertices



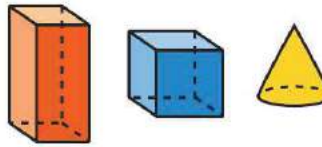
6. 6 faces, 12 edges, 8 vertices



7. 5 faces, 8 edges, 5 vertices



8. 6 equal faces, 12 edges, 8 vertices



Circle the objects that match the description.

9. 6 faces, 12 edges, 8 vertices



10. 0 faces, 0 edges, 0 vertices



11. 6 faces, 12 edges, 8 vertices



12. 5 faces, 8 edges, 5 vertices







Problem Solving

Mathematical Practice


13. Afaf drew the three shapes below. Circle the shape that has 6 faces and 12 edges.



14. Eissa has a poster. The poster shows all of the shapes that have less than three faces. Circle the shape that is not on the poster.



HOT Problem Which shape does not belong? Circle it. Explain why it does not belong.



My Homework

Lesson 5

Faces, Edges, and Vertices

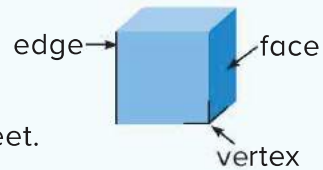
Homework Helper

Three-dimensional shapes are described by the number of faces, edges, and vertices.

A face is a flat surface.

An edge is where 2 faces meet.


A vertex is where 3 or more faces meet.



Practice

Circle the shapes or objects that matches the description.

1. 6 faces, 12 edges,
8 vertices



2. 0 faces, 0 edges,
0 vertices



3. 5 faces, 8 edges,
5 vertices



4. 6 faces, 12 edges,
8 vertices



Circle the objects that match the descriptions.

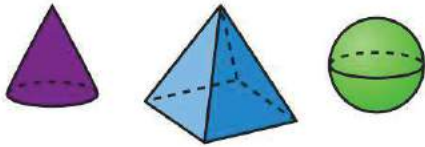
5. 6 faces, 12 edges,
8 vertices



6. 0 faces, 0 edges,
0 vertices



7. I am a three-dimensional shape. I have 5 faces. I have 8 edges and 5 vertices. What shape am I?



Vocabulary Check

Complete each sentence.

face

edge

vertex

8. A _____ is a flat surface.
9. A _____ is where 3 or more faces meet.
10. An _____ is where 2 faces meet.



Math at Home Have your child identify real-life objects in your home that have the same shape as one of the shapes learned in this lesson.

Name _____

Relate Shapes and Solids

Lesson 6

ESSENTIAL QUESTION ?

How do I use shapes and equal parts?

Explore and Explain



Copyright © McGraw-Hill Education. Lori Lee Miller/Getty Images

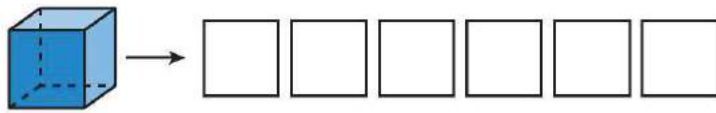


Teacher Directions: Trace one face of a cube. Identify the shape. Trace the other faces of the cube. Describe the faces of a cube.

See and Show


The faces of three-dimensional shapes are two-dimensional shapes.

Helpful Hint
A cube has 6 equal faces. The faces are squares.




Circle the faces that make the shape.

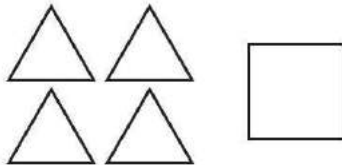
1.



2.




3.



Talk Math

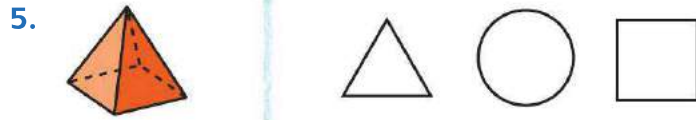

Explain how two-dimensional shapes and three-dimensional shapes are related.

Name _____




On My Own

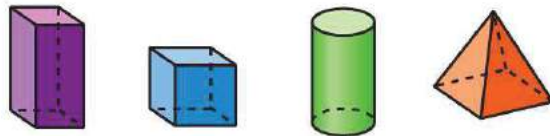
Circle the faces that make the shape.



Circle the shape made by the faces.



8. Which of these shapes does not have a square as one of its faces?





Problem Solving

9. I have 6 equal faces. I have 8 vertices. What shape am I?



10. I have no faces and no vertices. What shape am I?

11. Fatema wants to trace a circle. Which objects could she use? Circle the objects.



Write Math

Describe the faces that make a pyramid.

Copyright © McGraw-Hill Education. All rights reserved. © Mark Stammers/McGraw-Hill Education. © Mark Stammers/McGraw-Hill Education. © Darren Greenwood/Wally


My Homework

Lesson 6

Relate Shapes and Solids

Homework Helper

The faces of three-dimensional shapes are two-dimensional shapes.

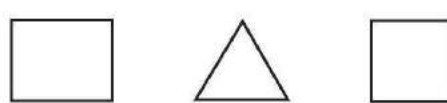
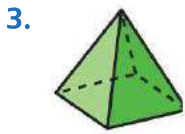
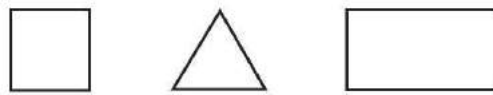
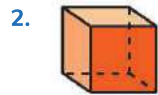
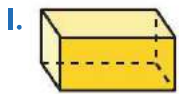


Helpful Hint

A rectangular prism has 4 rectangles and 2 squares as faces.

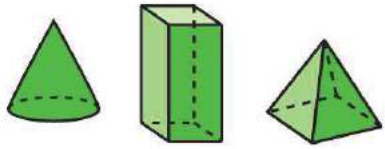
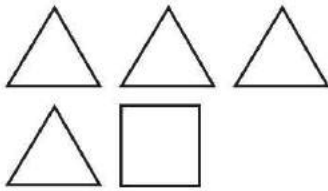
Practice

Circle the faces that make the shape.

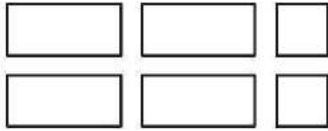


Circle the shape made by the faces.

4.



5.



6. If you put these shapes together, what three-dimensional shape could you make? Write the name of the shape.



□ □ □ □ □ □ _____

Test Practice

7. Identify the shape that does not belong.



Math at Home Ask your child to find an object at home that he or she could use to trace a rectangle on a piece of paper. Challenge your child to see if he or she can find something to trace for a circle.

Copyright © McGraw-Hill Education. Chad Baker/Jason Reed/Ryan McVay/Getty Images

Name _____

Halves, Thirds, and Fourths

Lesson 7

ESSENTIAL QUESTION ?

How do I use shapes and equal parts?



Explore and Explain

Copyright © McGraw-Hill Education. © iStockphoto.com/istockphoto.com



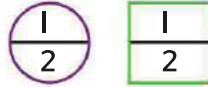
Teacher Directions: Use square, triangle, and trapezoid pattern blocks to cover each shape. Trace the blocks to show the shapes you used. Write how many blocks you used to cover each shape.



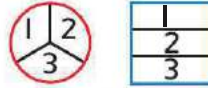
See and Show

You can **partition**, or separate, shapes into equal parts.

Two equal parts or two **halves**.
Each part is **half of** the whole.



Three equal parts or three **thirds**.
Each part is a **third of** the whole.



Four equal parts or four **fourths**.
Each part is a **fourth of** the whole.




Describe the equal parts. Write *two halves*, *three thirds*, or *four fourths*.


1.  _____


2.  _____

3.  _____

4.  _____

Draw lines to partition each shape.

5. 
2 equal parts

6. 
4 equal parts

Talk Math Explain how you can divide a pie so that four people each get an equal part.

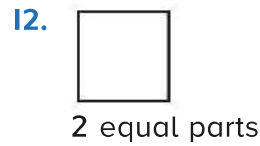
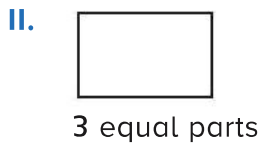
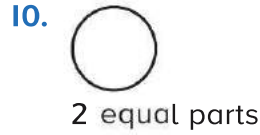
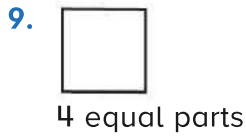
Name _____

On My Own

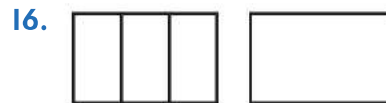

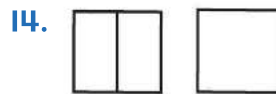
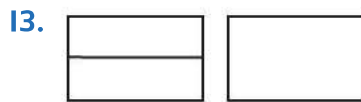
Describe the equal parts. Write *two halves*, *three thirds*, or *four fourths*.



Draw lines to partition each shape.



Partition the shape in a different way.
Show the same number of equal parts.





Problem Solving

Mathematical
Practice

17. Hana's mom bought a pizza. Hana ate one equal part. Her friend ate one equal part. There was one equal part left for Hana's mom. How much of the pizza was left for Hana's mom?



_____ of the pizza

18. Hiyam had a round slice of watermelon. She and her sister shared the slice equally. How much did each girl eat?

_____ of the watermelon slice

19. Wafa is making a picture for her cousin. She folds a piece of paper in half. Then she folds it in half again. She opens the paper. How many equal parts are there?

HOT Problem Show the same number of equal parts in two different ways.



Copyright © McGraw-Hill Education. McGraw-Hill Education

Name _____

My Homework

Lesson 7

Halves, Thirds,
and Fourths

Homework Helper

You can partition, or separate, shapes into equal parts.



halves



thirds



fourths



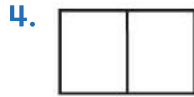
Practice

Describe the equal parts. Write *two halves*, *three thirds*, or *four fourths*.









Draw lines to partition each shape.

5.



3 equal parts

6.



2 equal parts

7.




4 equal parts

8. Noura and Nabila are sharing a sandwich. They each have an equal part. How much of the sandwich does each girl have?

_____ sandwich

Partition the shape in a different way.
Show the same number of equal shares.

9.



10.



Vocabulary Check

Color each shape as described.

11.



one half green

12.



one fourth blue

13.



one third red



Math at Home Cut your child's food into either halves, thirds, or fourths. Ask him or her to identify how many equal parts you have created.

Name _____

Area

Lesson 8

ESSENTIAL QUESTION ?
How do I use shapes and equal parts?



Explore and Explain

Copyright © McGraw-Hill Education. Joel Blits/Sutterstock.com




Teacher Directions: Use color tiles to cover each shape. Draw lines to show how the squares fit together to make the shape. Write how many tiles you used.




See and Show

Rectangles can be partitioned into equal-sized squares. You can count the squares to describe its size.



8


squares




12

squares

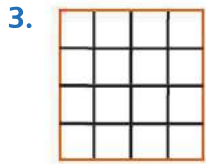
Count the squares. Write how many squares make each rectangle.



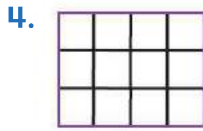
_____ squares




_____ squares



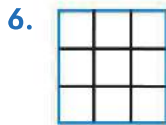
_____ squares



_____ squares



_____ squares



_____ squares

Talk Math

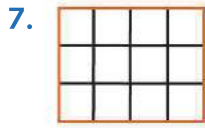
Explain how you would partition a rectangle into 6 equal-sized squares.

Name _____

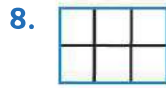
On My Own

Count the squares.

Write how many squares make each rectangle.



_____ squares



_____ squares

Use color tiles to cover each rectangle.

Write how many tiles were used.



_____ tiles



_____ tiles



Problem Solving

↓
Mathematical Practice

Draw a picture to solve.

- 11. Najla and Maysa each have a group of dominoes. Najla places 4 dominoes in each row. She made 5 rows. Maysa places 5 dominoes in each row. She made 3 rows. Who has more dominoes?



- 12. Majed was placing crackers on a tray. The tray held 4 rows of crackers. There were 16 crackers on the plate in all. How many crackers were in each column?



_____ crackers

Write Math

Explain two ways to partition a rectangle into 4 equal parts.



Copyright © McGraw-Hill Education. (P)Photo Credit: Digital Vision/Getty Images. (S)Shutterstock/Getty Images

Name _____

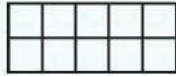
My Homework

Lesson 8

Area

Homework Helper

A rectangle can be partitioned into squares to describe its size.




This rectangle is partitioned into **10** squares.




This rectangle is partitioned into **12** squares.

Practice


Count the squares. Write how many squares make each rectangle.




_____ squares



_____ squares



_____ squares



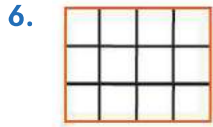
_____ squares

Count the squares. Write how many squares make each rectangle.


Form a straight line and NO pushing!



_____ squares



_____ squares



_____ squares

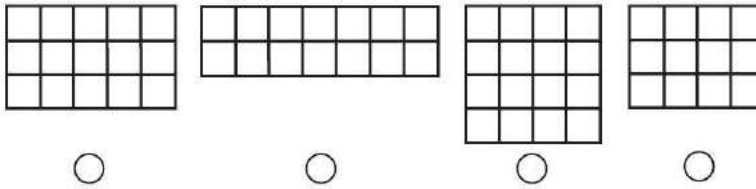
Draw a picture to solve.

8. Fatheya is cutting a rectangular pan of brownies. She cut them in half and then cut each of those halves in half again. She did the same thing going the other direction. How many brownies does she have?

_____ brownies

Test Practice

9. Choose the rectangle below that is partitioned using the greatest number of squares.



Copyright © McGraw-Hill Education.



Math at Home Find an opportunity to have your child help you determine how to cut something you are going to serve such as a casserole, brownies, cake, or rice treats. Together determine how many equal pieces you want and how to cut it.

My Review

Chapter 10

Geometric Shapes and Equal Shares

Vocabulary Check

Draw each shape.

1. hexagon

2. quadrilateral

Match each word to the correct shape.

3. cone

4. pyramid

5. sphere

6. cube

7. cylinder

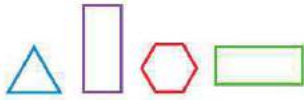
8. rectangular prism



Concept Check

Circle the shapes that match the name.

9. rectangle



10. pentagon



Circle the shape that matches the description.

11. 3 sides and 3 angles

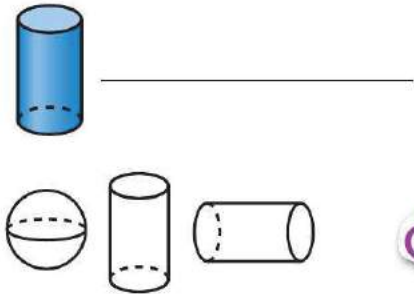


12. 6 sides and 6 angles



Write the name of the shape. Color the shapes that match.

13.



Circle the object that matches the description.


14. 6 faces, 12 edges, 8 vertices



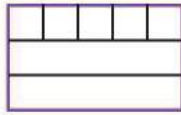


Problem Solving

15. Manal's family is having pizza for dinner. There are 4 people in Manal's family. Draw lines to show how Manal's family should cut the pizza so that everyone gets an equal part.



16. Abdulkarim drew a rectangle. He wants to partition it into equal-sized squares. He starts to partition the rectangle. Finish partitioning his rectangle. Write the total number of squares.



_____ squares

Test Practice

17. Sultan has a peanut butter and jelly sandwich for lunch. He wants to share it with his 2 friends. Circle the word that tells how Sultan should partition his sandwich.

halves



thirds



fourths



fifths



Lunchtime!



Reflect

Chapter 10

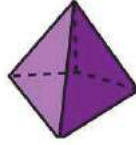
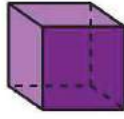
Answer the essential question?

Show the ways you can use shapes and equal parts.

Identify each shape.




Identify each shape.



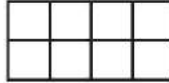
ESSENTIAL QUESTION ?
How do I use shapes and equal parts?

Partition the shape to match the description.



_____ thirds

Write how many squares make the rectangle.



_____ squares

Copyright © McGraw-Hill Education. Purestock/Getty

Get the Swing of it!



Chapter 11 Metric Units and Volume

ESSENTIAL QUESTION



How can I measure objects?








I Love Sports!



Chapter sourced from: 11. Customary Metric Units and Volume, from My Math 5.2 Indiana Vo. 2, Chapter 11 © 2017

Copyright © McGraw-Hill Education. All rights reserved. www.mcgraw-hill.com

Mathematical Practices

-  1. Make sense of problems and persevere in solving them.
 -  2. Reason abstractly and quantitatively.
 -  3. Construct viable arguments and critique the reasoning of others.
 -  4. Model with mathematics.
 -  5. Use appropriate tools strategically.
 -  6. Attend to precision.
 7. Look for and make use of structure.
 8. Look for and express regularity in repeated reasoning.
-  = focused on in this chapter



Name _____

Am I Ready?

Add or subtract.

1.
$$\begin{array}{r} 34 \\ +18 \\ \hline \end{array}$$

2.
$$\begin{array}{r} 26 \\ -17 \\ \hline \end{array}$$

3.
$$\begin{array}{r} 38 \\ +36 \\ \hline \end{array}$$

Measure the length of the object in cubes.

4.




_____ cubes

5.



_____ cubes

6. Ibrahim's hand is 5 cubes long. He measures this checkerboard. It is 3 hands long. How many cubes long is the checkerboard?



_____ cubes

How Did I Do?

Shade the boxes to show the problems you answered correctly.

1 2 3 4 5 6

Name _____

My Math Words

Review Vocabulary


compare

longest


shortest

Find three classroom objects. List them. Compare their lengths. Write the longest object. Write the shortest object.

Longest



Shortest



How did you compare your objects?

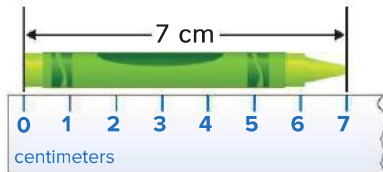
Copyright © McGraw-Hill Education.

My Vocabulary Cards

Mathematical
Practice



centimeter (cm)



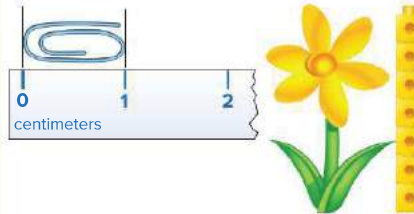
estimate



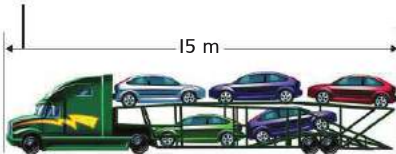
length



measure



meter (m)





Directions:
Ideas for Use

- Have students group 2 or 3 common words. Ask them to add a word that is unrelated to the group. Have them ask a friend to name the unrelated word.
- Ask students to find pictures to show an example of each word. Have them ask a friend to guess which word the picture shows.

To find a number close to an exact amount.

A metric unit for measuring length.

To find length using standard or nonstandard units.

How long or how far away something is.

A metric unit used to measure length.
 $1\text{ m} = 100\text{ cm}$

My Foldable



Follow the steps on the back to make your Foldable.



<p><i>estimate</i></p> <p><i>meters</i> <i>centimeters</i></p>	<p><i>estimate</i></p> <p><i>meters</i> <i>centimeters</i></p>
<p><i>meters</i> <i>centimeters</i></p> <p><i>estimate</i></p>	<p><i>centimeters</i> <i>meters</i></p> <p><i>estimate</i></p>

1



2



Name _____

Centimeters and Meters

Lesson 1

ESSENTIAL QUESTION

How can I measure objects?



Explore and Explain



I'm a ping pong pro!

_____ centimeters

_____ centimeters

_____ centimeters

_____ centimeters

_____ centimeters

Copyright © McGraw-Hill Education. © iStockphoto.com/PhotoDisc/Getty Images, © iStockphoto.com/PhotoDisc/Getty Images, © iStockphoto.com/PhotoDisc/Getty Images, © iStockphoto.com/PhotoDisc/Getty Images, © iStockphoto.com/PhotoDisc/Getty Images








Teacher Directions: One unit cube is 1 cm long. Use unit cubes to measure each object. Write the length of each object on the line.

Name _____

On My Own

Find the object. Estimate the length. Measure each object in centimeters or meters.

Object	Estimate	Measure
4. 	about _____ centimeters	about _____ centimeters
5. 	about _____ centimeters	about _____ centimeters
6. 	about _____ centimeters	about _____ centimeters
7. 	about _____ meters	about _____ meters
8. 	about _____ meters	about _____ meters

Copyright © McGraw-Hill Education. All rights reserved. (1) by Ken Cavasani/McGraw-Hill Education, (2) by Alan Sweet/Alamy, (3) by iStock/Getty Images



Problem Solving

9. Rashid runs the 100 m dash two times.
How many meters does he run in all?

_____ meters

10. Suhaila's ski poles are 65 cm tall.
Her sister's ski poles are 80 cm tall.
How much shorter are Suhaila's ski poles?

_____ centimeters



11. Shaikha's wagon is 100 cm long.
How many meters long is Shaikha's wagon?

_____ meter

HOT Problem The length of Badria's bed is 2 m. How many centimeters long is Badria's bed? Explain.

Name _____

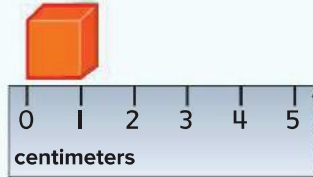
My Homework

Lesson 1

Centimeters and Meters




Homework Helper

The cube is 1 cm long.
There are 100 cm in 1 m.





Practice

Find the object. Estimate the length. Measure each object in centimeters or meters.

Object	Estimate	Measure
1. 	about _____ centimeters	about _____ centimeters
2. 	about _____ centimeters	about _____ centimeters
3. 	about _____ meters	about _____ meters

Find the object. Estimate the width. Measure each object in centimeters or meters.

Object	Estimate	Measure
4. 	about _____ centimeters	about _____ centimeters
5. 	about _____ meters	about _____ meters

6. One pine tree is 4 m tall. The other pine tree is 3 m tall. How many centimeters taller is the first pine tree?

_____ cm

Vocabulary Check

7. Circle the answer that is the same as **1 meter**.

1 centimeter

10 centimeters

100 centimeters

1,000 centimeters



Math at Home Have your child identify objects he or she would measure using centimeters.

Name _____

Select and Use Metric Tools

Lesson 2

ESSENTIAL QUESTION

How can I measure objects?



Explore and Explain

1.	2.
-----------	-----------

Copyright © McGraw-Hill Education.



Teacher Directions: Draw a picture of an object you would measure with a centimeter ruler in box 1. Draw a picture of an object you would measure with a meterstick in box 2.



See and Show

A centimeter ruler measures smaller objects.
 A meterstick measures larger objects.
 Circle the tool you would use to measure a lunchbox.

Find the object. Choose the tool and measure it. Explain why you chose that tool.

Object	Tool	Measure
1.	_____	about _____
2.	_____	about _____
3.	_____	about _____

Talk Math

Can you measure a paper clip with a meterstick? Explain.






Copyright © McGraw-Hill Education. | 1 to 1 | Brand X Pictures/Getty Images, CC Squared Studios/Getty Images, © Nova Development/Amquest North America, iER, i95Shutterstock.com, © BlueMoon Stock/Stockbyte/Getty Images, © Mark Stremetz

Name _____

On My Own

Find the object. Choose the tool and measure it.

Explain why you chose that tool.

Object	Tool	Measure
4. 	_____	about _____
5. 	_____	about _____
6. 	_____	about _____
7. 	_____	about _____
8. 	_____	about _____



Problem Solving

Mathematical Practice

9. A wall in Rashid's garage is 5 m long. He is painting 2 m of the wall blue. He wants to paint the rest of the wall red. How many meters will he paint red?

_____ meters

10. A sandbox is 300 cm long. How many meters long is it?

_____ meters

11. Shaima swam 50 m in the morning. She swam 40 m in the evening. How many meters did Shaima swim in all?

_____ meters

HOT Problem Why do we learn how to measure in different units such as in meter and centimeter?

Copyright © McGraw-Hill Education. ImageBoxer/Alamy

Name _____

My Homework

Lesson 2

Select and Use Metric Tools

Homework Helper

A centimeter ruler is used to measure smaller objects.





A meterstick is used to measure longer objects.





Practice

Find the object. Choose the tool and measure it.
Explain why you chose that tool.

Object	Tool	Measure
1. 	_____	about _____
2. 	_____	about _____

Find the object. Choose the tool and measure it.
Explain why you chose that tool.

Object	Tool	Measure
3. 	_____	about _____
4. 	_____	about _____

5. A tall slide at the pool is 10 m high.
A small slide is 4 m high. How much
higher is the tall slide?

_____ meters



6. The hundred meter dash is marked with
a blue line. The 400 m dash is marked
with a red line. How much farther is the red line?

_____ meters

Test Practice

7. Eight meters is equal to _____ centimeters.

400

600

800

900



Math at Home Have your child identify objects he or she would measure using meters and centimeters.

Name _____

Compare Metric Lengths

Lesson 3

ESSENTIAL QUESTION ?

How can I measure objects?



Explore and Explain

Measuring centimeters is a KICK!



_____ centimeters	_____ centimeters

Copyright © McGraw-Hill Education. Lipso Smolonski/Shutterstock.com



Teacher Directions: Find two objects in your classroom. Draw a picture of each object. Measure each object in centimeters. Write how many centimeters long each object is. Circle the object that is longer.



See and Show

You can compare lengths of objects.



The blue tennis racket is 69 cm long.

The green tennis racket is 76 cm long.

The blue racket is 7 cm shorter than the green racket.

Find the objects. Measure them. Write the lengths. Write longer or shorter.

1.



_____ centimeters



_____ centimeters

The lunchbox is _____ centimeters _____.

2.



_____ meters



_____ meters

The car is _____ meters _____.

Copyright © McGraw-Hill Education. (l)Nemo/Shutterstock.com, (d)Squared Studios/Getty Images, (r)Jaime Charo/PhotoDisc/Getty Images, (b)Walter Martin, (tr)Steve Proszant/Cultura/Getty Images

Name _____

On My Own

Find the objects. Measure them. Write the lengths.
Write longer or shorter.

3.



_____ meters



_____ meters

The slide is _____ meters _____.

4.



_____ centimeters



_____ centimeters

The knife is _____ centimeters _____.

5.



_____ meters



_____ meters

The swing set is _____ meters _____.

6.



_____ centimeters



_____ centimeters

The hair brush is _____ centimeters _____.



Problem Solving

7. The red skateboard is 75 cm long. The purple skateboard is 83 cm long. How much longer is the purple skateboard?



_____ centimeters

8. Zayed ran 50 m. Will ran 67 m. How much farther did Will run?

_____ meters

9. Abeer rode her bike 82 m. Alia rode her bike 14 m farther than Abeer. How far did Alia ride her bike?

_____ meters

Write Math

How can you compare a measurement in centimeters to a measurement in meters?

Name _____

My Homework

Lesson 3

Compare Metric Lengths

Homework Helper

You can compare lengths of objects.



The brown hamster is 3 cm longer.

Practice

Find the objects. Measure them. Write the lengths. Write longer or shorter.

1.



_____ centimeters



_____ centimeters

The spoon is _____ centimeters _____.

2.



_____ meters



_____ meters

The house is _____ meters _____.

Find the objects. Measure them. Write the lengths.
Write longer or shorter.



_____ centimeters



_____ centimeters

The crayon is _____ centimeters _____.



_____ meters



_____ meters

The couch is _____ meters _____.



5. The path from my house to the barn is 50 m. The path from the barn to the pond is 30 m. How long is the path in all?

_____ meters

Test Practice

6. $56\text{ m} + 35\text{ m} = \underline{\quad\quad} \text{ m}.$

86

87

91

95



Math at Home Have your child measure two beds in your house and compare the lengths in meters.

Name _____

Relate Centimeters and Meters


Lesson 4

ESSENTIAL QUESTION ?

How can I measure objects?



Explore and Explain



Copyright © McGraw-Hill Education.








Teacher Directions: Choose a large object from the picture such as a table or window. Find it in your school. Measure the object in centimeters. Measure the object in meters. Discuss the measurements.

Name _____

On My Own

Find the object. Measure the length of each object twice.

Object	Measure
4. 	_____ centimeters _____ meters
5. 	_____ centimeters _____ meters
6. 	_____ centimeters _____ meters
7. 	_____ centimeters _____ meters
8. 	_____ centimeters _____ meters



Problem Solving

Mathematical
Practice

9. Ghaya's garden is 9 m long.
Fatema's garden is 954 cm
long. Whose garden is longer?

10. Fatheya's bedroom is 6 m wide.
Fawzia's bedroom is 596 cm wide.
Whose bedroom is wider?

11. Salem walks 10 m to his mailbox.
Saeed walks 757 cm to his
mailbox. Who walks farther?



HOT Problem Lamya's ribbon was 5 m long.
She cut off 35 cm. How long is the piece of
ribbon now? Explain.

Copyright © McGraw-Hill Education. © Scanned Studios/Getty Images

Name _____

My Homework

Lesson 4

Relate Centimeters and Meters

Homework Helper




You can use different units of length to measure the same object.

The yarn is 2 m long.
It is 200 cm long.





Practice

Find the object. Measure the length of each object twice.

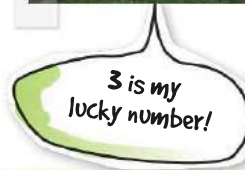
Object	Measure
1. 	_____ centimeters _____ meters
2. 	_____ centimeters _____ meters
3. 	_____ centimeters _____ meters

Find the object. Measure the length of each object twice.

Object	Measure
<p>4.</p> 	<p>_____ centimeters</p> <p>_____ meters</p>
<p>5.</p> 	<p>_____ centimeters</p> <p>_____ meters</p>

6. At the end of the race, Lamis was 3 m ahead of Laila. How many centimeters was she ahead of Laila?

_____ centimeters



Test Practice

7. $35\text{ cm} + 65\text{ cm} = \underline{\hspace{2cm}}$

1 cm

1 m

90 cm

2 m



Math at Home Have your child measure an object in your house using centimeters and meters. Discuss how each measurement relates to the size of the unit.

Name _____

Measure on a Number Line

Lesson 5


ESSENTIAL QUESTION ?

How can I measure objects?



Explore and Explain

I wonder where I'd be on a number line?



Copyright © McGraw-Hill Education. Jane Christie/Getty Images



Teacher Directions: Place a crayon and a pair of scissors on the number line. Line up the ends at 0. How much longer are the scissors than the crayon? Repeat with other pairs of objects. Draw a pair of objects on the number line and write the subtraction sentence that shows how much longer one object is than another.

See and Show

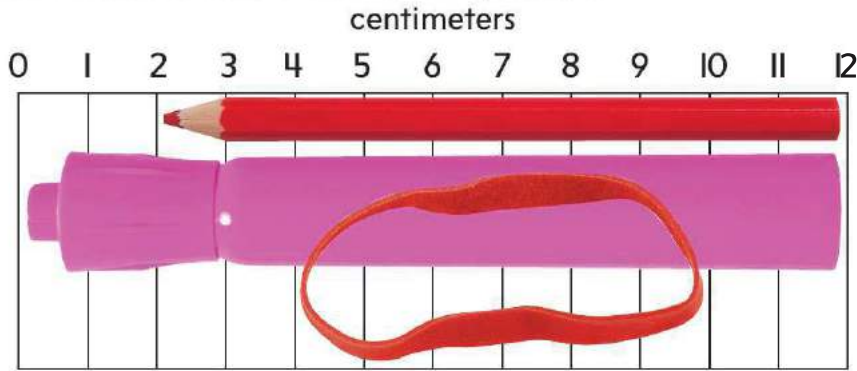
centimeters

20 21 22 23 24 25 26 27 28 29 30

The crayon is 9 centimeters long.

The paper clip is 5 centimeters long.

Use the number line to answer the questions.



1. How long is the pencil? _____ centimeters
2. How much longer is the marker than the rubber band? _____ centimeters

Talk Math

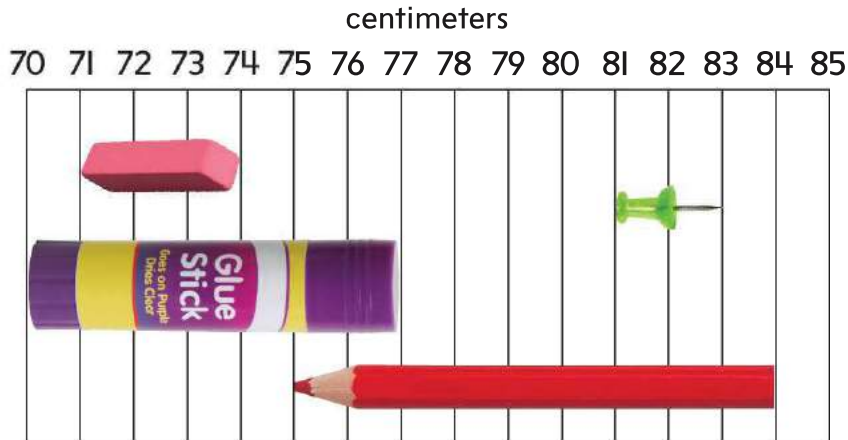
How does the number line help you compare measurements?

Copyright © McGraw-Hill Education. (B) Don Berwick/McGraw-Hill Education, (C) McGraw-Hill Education, (S) Stephen Ogden/McGraw-Hill Education, (P) Ken Cavanagh/McGraw-Hill Education, (R) Ryan McKay/PhotoDisc/Getty Images

Name _____

On My Own

Use the number line to answer the questions.



3. How long is the glue stick? _____ centimeters
4. How long is the push pin? _____ centimeters
5. How long is the eraser? _____ centimeters
6. How much longer is the pencil than the glue stick? _____ centimeters
7. How long are the glue stick and push pin in all? _____ centimeters
8. How much shorter is the push pin than the pencil? _____ centimeters



Problem Solving

Mathematical Practice

9. Manal is 98 cm tall. Her brother is 66 cm tall. How much taller is Manal?



_____ centimeters

10. Lamis' sheep is 55 cm long. Her cat, is 43 cm long. How much longer is the sheep?



_____ centimeters

11. Sultan found a trail in the woods that is 54 m long. Then he found a second trail that is 83 m long. How much longer is the second trail?

_____ meters

Write Math

How can a number line help you measure objects? Explain.

Copyright © McGraw-Hill Education. | iStock, LamShutterstock.com, iStock HendersonSuperStock

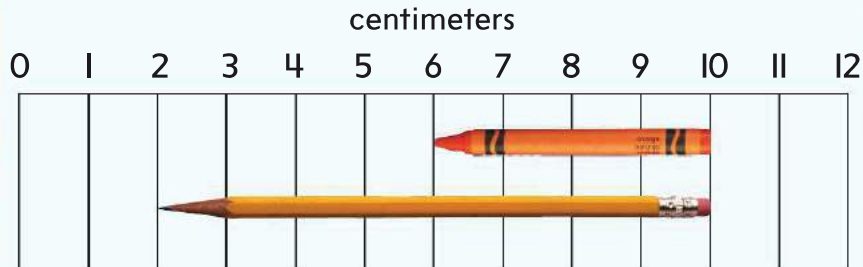
Name _____

My Homework

Lesson 5

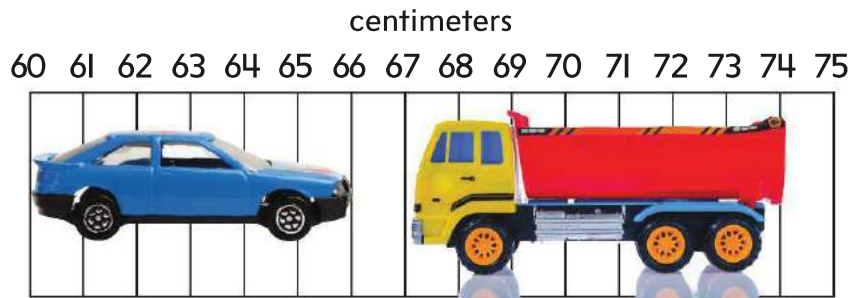
Measure on a
Number Line

Homework Helper



Practice

Use the number line to answer the questions.



1. How long is the truck? _____ centimeters
2. How long is the car? _____ centimeters

Name _____

Measurement Data

Lesson 6

ESSENTIAL QUESTION ?

How can I measure objects?



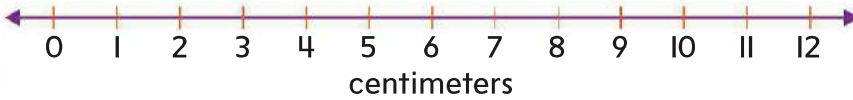
Explore and Explain

I can measure anything!



I am "Green Ruler Man"!

Pencil Lengths



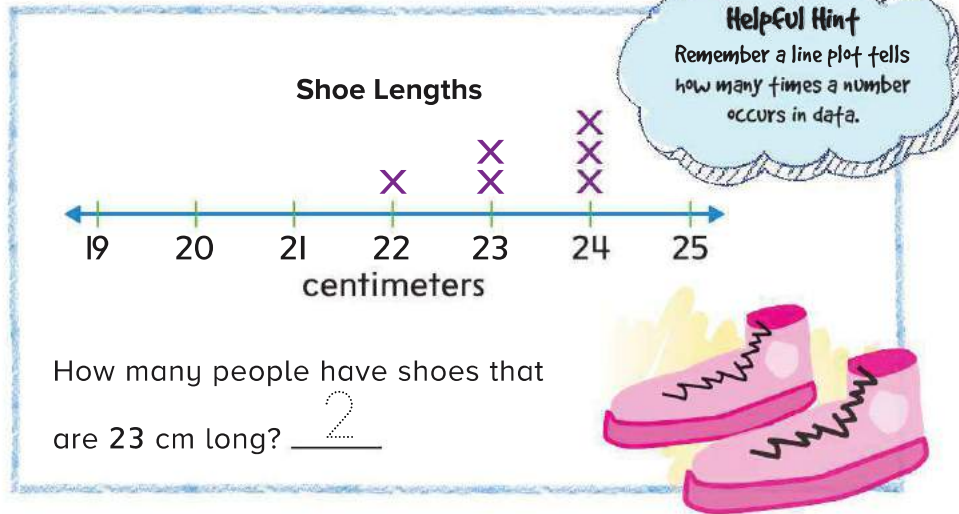
Copyright © McGraw-Hill Education. Media Images/Photodisc/Getty Images



Teacher Directions: Measure five of your classmates' pencils with a ruler. Make a line plot using the data from your measurements.

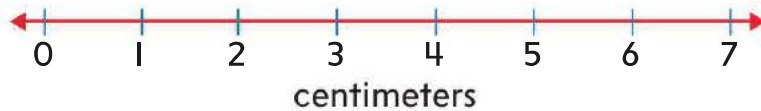
See and Show

Mathematical Practice



Measure the length of the right hand of 10 people in centimeters. Use the data to make a line plot.

Hand Lengths



1. How long are most of the hands? _____ centimeters
2. How long is the longest hand? _____ centimeters

Talk Math

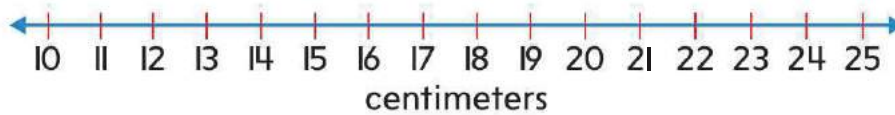
How does a line plot help to show measurement data?

Name _____

On My Own

Measure 15 books from your classroom library in centimeters. Use the data to make a line plot.

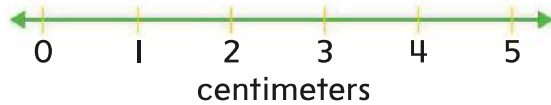
Book Lengths



3. How long are most books? _____ centimeters
4. How long is the longest book? _____ centimeters

Measure 15 used crayons in centimeters. Use the data to make a line plot.

Crayon Lengths



5. How short is the shortest crayon? _____ centimeters
6. How long is the longest crayon? _____ centimeters



Problem Solving

↓
Mathematical
Practice

7. A line plot shows that 12 people are 99 cm tall, 8 people are 98 cm tall, and 9 people are 94 cm tall. How tall are most of the people?

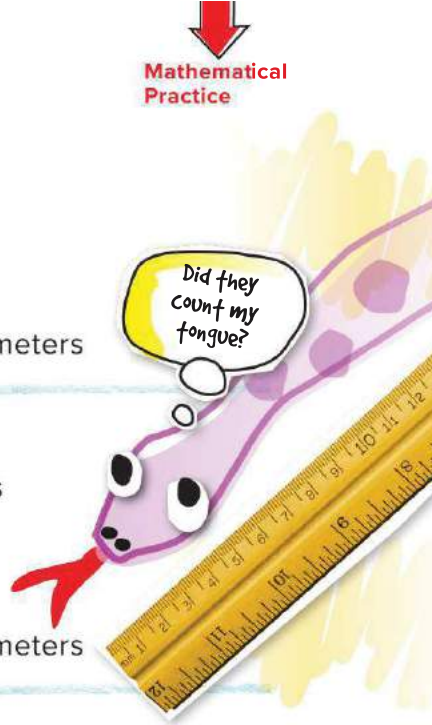
_____ centimeters

8. Four snakes are 50 cm, 2 snakes are 62 cm, and 4 snakes are 45 cm. What is the difference in length between the longest and the shortest snake?

_____ centimeters

9. Four people went down the slide 8 times. Eight people went down the slide 6 times. Two people went down the slide 12 times. How many times did most people go down the slide?

_____ times



Name _____

My Homework

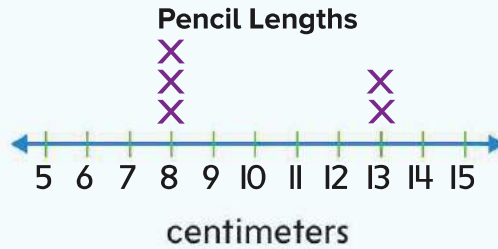
Lesson 6

Measurement
Data

Homework Helper

Three people have pencils that are 8 cm long.

Two people have pencils that are 13 cm long.



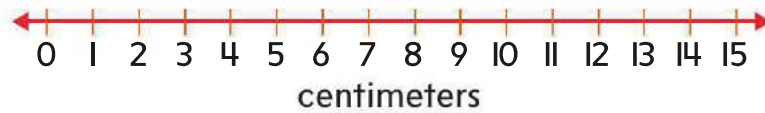
Practice

Measure the thumb length of each of your family members. Use the data to make a line plot.

Helpful Hint

Line plots show how often a number occurs in data.

Thumb Lengths



1. How long is the longest thumb? _____ centimeters
2. How short is the shortest thumb? _____ centimeters

3. Make a line plot to show how tall each flower is. Four flowers are 10 cm, 3 flowers are 13 cm, and 6 flowers are 17 cm.

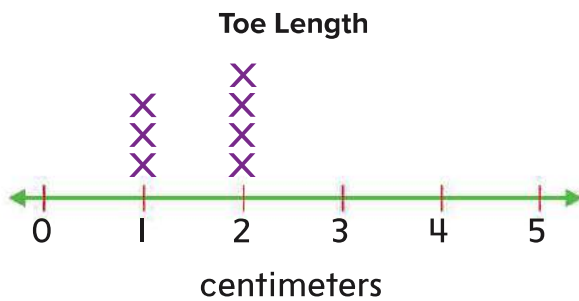


4. Muna ran 50 m 3 times. She ran 100 m 2 times, and she ran 150 m 1 time. How far did she run most of the time?

_____ meters

Test Practice

5. Use the line plot below to answer the question. How long are most toes?



1 cm

1 m

2 cm

2 m



Math at Home Have your child create a line plot to show the heights of everyone in your family.

Name _____

Liquid Volume

Lesson 7

ESSENTIAL QUESTION

How can I measure objects?



Explore and Explain

Look at the units of liquid volume. Liquid volume can also be called capacity.



cup

A yogurt container is about 1 cup.



liter

A container of milk is about 1 liter.

Use a measuring cup to fill a liter container.
How many cups did it take to fill the container?

_____ cups

Copyright © McGraw-Hill Education. (Ken Casaghy/McGraw-Hill Education, (Bob Coyle/McGraw-Hill Education



Teacher Directions: Look at the units of volume. Find the liquid volume of each container. Ask: Which container has the greatest liquid volume?

See and Show

Circle the better unit of measure.

1.



cup liter

Circle the better unit of measure.

2.



cup liter

3.



cup liter

Name _____

On My Own

Circle the better unit of measure.

4.



cup liter

5.



cup liter

Compare. Use $>$, $<$, or $=$.

6. cup liter 7. liter cup 8. cup cup

9. Name some containers from around your house or class that would be about the same size as a cup and liter.



Problem Solving

Use a problem solving strategy to solve the problems.
Write your answer.

10. If you were to fill a bathtub, which unit would you use? Explain.

11. What do you notice about the liter container compared to the cup container? Explain.

12. Abdulrahman is heating a can of soup for lunch. Is it right to say he is heating a cup or a liter of soup? Explain.

Name _____

My Homework

Lesson 7

Liquid Volume

Homework Helper

Circle the better unit to measure each liquid volume.

1.



cup liter

Circle the better unit to measure each liquid volume.

2.



cup liter

3.



cup liter

Circle the better unit to measure each liquid volume.

4.



cup liter

5.



cup liter

6. Maha was filling a small sink with a liter jug of water. The sink overflowed. Why did the sink overflow?

Name _____

Metric Units of Liquid Volume

Lesson 8

ESSENTIAL QUESTION

How can I measure objects?



Explore and Explain



cup liter



cup liter



cup liter

Copyright © McGraw-Hill Education. (George Dojale/Stockbyte/Getty Images, (Dot Box, Inc./McGraw-Hill Education, (Ruan McVay/Getty Images



Teacher Directions: Look at the units of volume. Circle the better unit to measure each liquid volume.

capacity cup liquid volume liter

The amount a container can hold is its liquid volume or capacity. The metric units of measure for capacity are the cup (c), and liter (L).

Circle the better unit to measure each liquid volume.

1.



Circle the better unit to measure each liquid volume.

2.



cup liter

3.



cup liter

Name _____

On My Own

Circle the better unit to measure each liquid volume.

4



cup liter

5



cup liter

6



cup liter

7



cup liter



Problem Solving


**Mathematical
Practice**

Find the container. Circle the better estimate. Measure. Circle the closer measure.

Container	Estimate	Measure
8 	about 8 L about 40 L	8 L 40 L
9 	about 4 L about 8 L	4 L 8 L
10 	about 1 c about 6 c	1 c 6 c
11 	about 3 L about 7 L	3 L 7 L
12 	about 1 c about 3 c	1 c 3 c

Copyright © McGraw-Hill Education. (1 to 10) C Squared Studios/Getty Images, (2) iStock Images/Corbis, (3) John A. Rizzo/Getty Images, (4) Jacques Cornell/McGraw-Hill Education, (5) Louella Falson/23RF

Name _____

My Homework

Lesson 8

Metric Units of Liquid Volume

Homework Helper

Circle the better unit to measure each liquid volume.

1.



cup liter

Circle the better unit to measure each liquid volume.

2.



cup liter

3.



cup liter



Problem Solving

Solve.

4. Obaid has 6 glasses and a pitcher of juice. Each glass holds 1 c. The pitcher holds 8 c of juice. Will Obaid be able to fill the 6 c?



How do you know?

5. Adnan is making a mug of hot chocolate. Should he use one cup or one liter of milk? Explain.



6. Ali put two cups of water in a container. He put one liter of water in another container. He pours both containers into one container. How many cups of water are in the container?

_____ cups

My Review

Chapter II

Metric Lengths and Volume

Vocabulary Check

Write the correct word in each blank.

length

estimate

measure

centimeter

meter

1. You can _____ to find a number close to an exact amount.
2. _____ is how long or how far away something is.
3. To _____ is to find the length, height, or weight using standard or nonstandard units.
4. A base-ten cube is about one _____ long.
5. A _____ is equal to 100 centimeters.

We only have
2 meters to go!



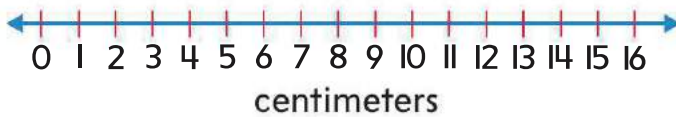
Name _____



Problem Solving

10. Use the data to make a line plot.
6 pieces of yarn were 10 cm long,
3 pieces of yarn were 5 cm long,
2 pieces of yarn were 15 cm long,
and 1 piece of yarn was 12 cm long.

Yarn Lengths



11. Omar's bike is 2 m long. Salem's bicycle is 1 m long.
How many centimeters longer is Omar's bike than Salem's?

_____ centimeters

Test Practice

12. Ghalia's golf club is 1 m long. How many centimeters long is Ghalia's golf club?

50

100

200

400

Complete each sentence.

ESSENTIAL QUESTION



How can I measure objects?

Metric Lengths

A meter is equal to _____ centimeters.

My foot is about _____ centimeters long.

I can measure metric lengths with a _____
or a _____.



We are winners!



Copyright © McGraw-Hill Education. Lupo Simenow/Shutterstock.com

Chapter

12 Money

ESSENTIAL
QUESTION



How do I count
and use money?

Let's count
Money!

Chapter Sourced From: 12. Money, from My Math G2 Indiana Vol 2 Chapter 08 © 2017

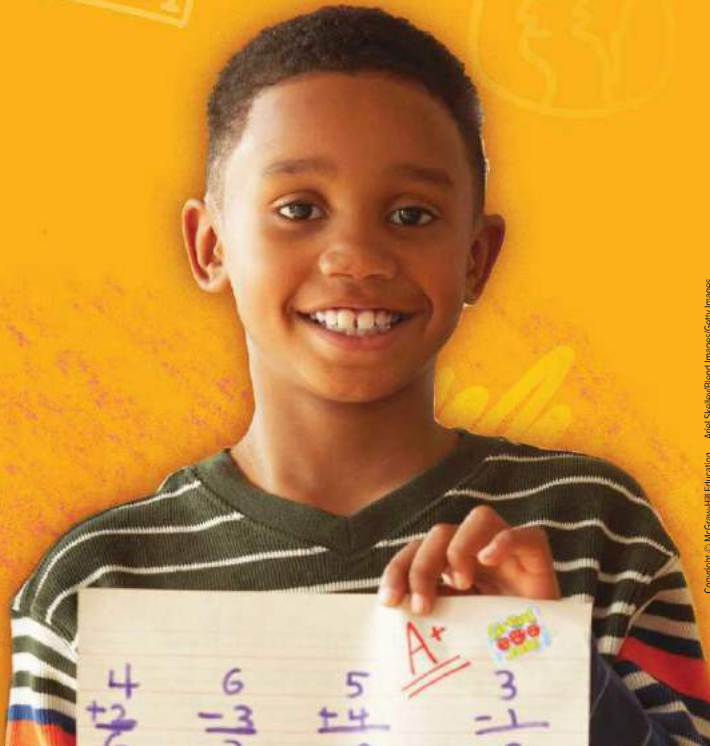
Copyright © McGraw-Hill Education. eblchsh/alamy



Mathematical Practices

1. Make sense of problems and persevere in solving them.
2. Reason abstractly and quantitatively.
3. Construct viable arguments and critique the reasoning of others.
4. Model with mathematics.
5. Use appropriate tools strategically.
6. Attend to precision.
7. Look for and make use of structure.
8. Look for and express regularity in repeated reasoning.

 = focused on in this chapter



Name _____

Am I Ready?

1. Skip count by 5s.

5, 10, _____, _____, _____, _____

2. Skip count by 10s.

10, 20, _____, _____, _____, _____

Count on to add.

3.
$$\begin{array}{r} 25 \\ + 1 \\ \hline \end{array}$$

4.
$$\begin{array}{r} 30 \\ + 2 \\ \hline \end{array}$$

5.
$$\begin{array}{r} 18 \\ + 3 \\ \hline \end{array}$$

6.
$$\begin{array}{r} 16 \\ + 4 \\ \hline \end{array}$$

7.
$$\begin{array}{r} 20 \\ + 5 \\ \hline \end{array}$$

8.
$$\begin{array}{r} 35 \\ + 10 \\ \hline \end{array}$$

9. Noura is counting her mittens. She skip counts by 2s. She counts up to 12. How many pairs of mittens does Noura have?



_____ pairs

How Did I Do?

Shade the boxes to show the problems you answered correctly.

1	2	3	4	5	6	7	8	9
---	---	---	---	---	---	---	---	---

Name _____

My Math Words

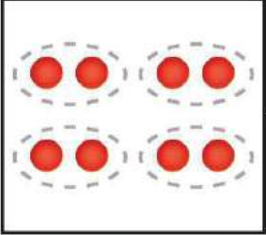

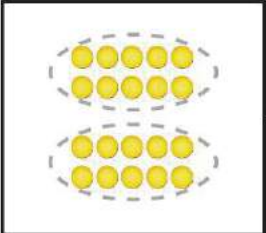
Review Vocabulary

equal groups

repeated addition

skip count

Look at each example. Complete each sentence to describe the example. Then write the repeated addition sentence.

Example	Describe	Write
	Equal groups of _____. Skip count by _____.	
	Equal groups of _____. Skip count by _____.	
	Equal groups of _____. Skip count by _____.	

My Vocabulary Cards

Mathematical
Practice



1 fil



5 fils



10 fils



25 fils



dirham



**100 fils or
AED 1.00**



Directions:
Ideas for Use

- Have students think of words that rhyme with some of the words.
- Arrange the cards in alphabetical order.
- Tell students to create riddles for each word. Ask them to work with a friend to guess the word for each word card.

5 fils

A 5-fils coin has a value of 5 fils.

1 fils

A 1-fils coin has a value of 1 fils.

25 fils

A 25-fils coin has a value of 25 fils.

10 fils

A 10-fils coin has a value of 10 fils.

1 dirham

One dirham has a value of 100 fils.

My Foldable

FOLDABLES Follow the steps on the back to make your Foldable.



78 fils



27 fils



50 fils



95 fils



Manal



Yasmin



Hana



Khalid



Salem



Saeed

Name _____

Coins of 1 Fil, 5 Fils, and 10 Fils

Lesson 1

ESSENTIAL QUESTION ?
How do I count and use money?



Explore and Explain






Copyright © McGraw-Hill Education. Mark Stemmetz




Teacher Directions: Use 1 fil, 5-fils, and 10 fils. Sort the coins. Find the value of each group of coins. Write the value on each bouncy ball machine.

See and Show

↓
Mathematical Practice

10 fils	5 fils	1 fils
Count by 10s.	Count by 5s.	Count by 1s.
		
10 fils, 20 fils	5 fils, 10 fils	1 fils, 2 fils

To find the value of coins, start counting with the coin that has the greatest value.



10 fils, 20 fils, 25 fils, 30 fils, 31 fils, 32 fils = 32 fils

Count to find the value of the coins.

1. 

___ fils, ___ fils, ___ fils = ___ fils

2. 

___ fils, ___ fils, ___ fils, ___ fils, ___ fils = ___ fils

Talk Math How many 10 fils are equal to 70 fils?

Name _____

On My Own

Count to find the value of the coins.



3.



_____ fils, _____ fils, _____ fils, _____ fils, _____ fils = _____ fils

4.



_____ fils, _____ fils, _____ fils, _____ fils, _____ fils, _____ fils,



_____ fils = _____ fils

5.



_____ fils, _____ fils, _____ fils, _____ fils, _____ fils, _____ fils,



_____ fils, = _____ fils



Problem Solving



Mathematical Practice

6. Eiman had six 10-fils coins and four 5-fils coins. She lost 2 of each of them. How much does she still have?

_____ fils

7. Hamdah wants to buy beads that cost 80 fils to make a friendship bracelet. If she has 2 5-fils coins, how many 10-fils coins does she need to buy the beads?

_____ 10-fils coins

BFF!



8. Mohammad has some 10-fils coins. He gives Omar 4 10-fils coins. He gives Omar 3 10-fils coins. How much money did Mohammad give away?

_____ fils

HOT Problem Eissa finds 5 10-fils coins and 2 5-fils coins. He counts them and says he has 50 fils. Tell why Eissa is wrong. Make it right.

Copyright © McGraw-Hill Education. Jacques Cornelli/McGraw-Hill Education

Name _____

My Homework

Lesson I

Coins of 1 Fils, 5 Fils, and 10 Fils

Homework Helper

10 fils

Count by 10s.



10 fils, 20 fils

5 fils

Count by 5s.



5 fils, 10 fils

1 fils

Count by 1s.



1 fils, 2 fils

To find the value of coins, start counting with the coin that has the greatest value.

10 fils, 20 fils, 25 fils, 30 fils, 31 fils, 32 fils = 32 fils

Count to find the value of the coins.

1.



___ fils, ___ fils, ___ fils, ___ fils, ___ fils = ___ fils

2.



___ fils, ___ fils, ___ fils, ___ fils, ___ fils, ___ fils = ___ fils

Name _____

Coins of 25 Fils

Lesson 2

ESSENTIAL QUESTION ?
How do I count and use money?



Explore and Explain

AED
MAGIC MONEY COUNTER

25 fils
10 fils
5 fils
1 fils

Copyright © McGraw-Hill Education. (Fai, Jockey/Shutterstock.com. (Compliments of UAE MOE



Teacher Directions: Use 25 fils, 10 fils, 5 fils, and 1 fils. Sort the coins into the correct columns. Count to find the value of the coins. Write the value on each column.



See and Show

25 fils

Count by 25s.



 25 fils, 50 fils, 75 fils

Start counting with the coin that has the greatest value.



 fils, fils, fils, fils, fils, fils, fils = fils

Count to find the value of the coins.

1.



 fils, fils, fils, fils, fils, fils = fils

2.



 fils, fils, fils, fils, fils, fils = fils

Talk Math

How many 25-fils coins do you need to make 100 fils?

Name _____



On My Own

Count to find the value of the coins.



___ fils, ___ fils, ___ fils, ___ fils, ___ fils, ___ fils, ___ fils = ___ fils



___ fils, ___ fils, ___ fils, ___ fils = ___ fils



___ fils, ___ fils, ___ fils, ___ fils, ___ fils, ___ fils, ___ fils = ___ fils

How many 25-fils coins do you need to purchase each item?



___ 25-fils coins



___ 25-fils coins



___ 25-fils coins



Problem Solving

Mathematical Practice

Use the information to answer each question.

- 9. Obaid found a 25-fils coin, a 10-fils coin, and three 5-fils coins under the sofa. His mom gave him another 25-fils coin. Does he have enough money to buy a school basketball game ticket that costs 50 fils? _____

Can Obaid also buy a juice box for 25 fils?



- 10. Buthaina has 2 25-fils coins and 5 10-fils coins. She gives her friend 1 25-fils coin. Buthaina needs 100 fils to buy a stuffed animal. Does she have enough to buy the toy?



- 11. Maysoun has 100 fils in 25-fils coins. She wants to buy bracelets. Each bracelet costs 25 fils. How many bracelets can she buy?

HOT Problem Faleh buys water for 75 fils. He uses 3 25-fils coins. Describe another way Faleh could have paid for the water.

Copyright © McGraw-Hill Education.

Name _____

My Homework

Lesson 2
Coins of 25 Fils

Homework Helper

25 fils =



25 fils,



50 fils,



75 fils

Start with the coin that has the greatest value.



25 fils, 50 fils, 60 fils, 70 fils, 75 fils, 80 fils, 81 fils = 81 fils

Practice

Count to find the value of the coins.



___ fils, ___ fils, ___ fils, ___ fils, ___ fils, ___ fils = ___ fils



___ fils, ___ fils, ___ fils, ___ fils, ___ fils, ___ fils, ___ fils = ___ fils

Count to find the value of the coins.

3.



___ fils, ___ fils, ___ fils, ___ fils, ___ fils, ___ fils = ___ fils

Circle the correct number of 25-fils coins.

4. Jamal wants to donate 75 fils to the animal shelter. How many 25-fils coins would that be?



5. Adnan has 3 25-fils-coins. His friend has 2 25-fils coins. How many more fils does Adnan have than his friend?

_____ fils

Vocabulary Check

Circle the correct answer.

6. 25 fils



Math at Home Have your child use 25-fils coins to show you 50 fils and 75 fils.

Name _____

Count Coins

Lesson 3

ESSENTIAL QUESTION ?
How do I count and use money?



Explore and Explain

25 fils 10 fils 5 fils 1 fils

The value of all of the coins is _____.

Copyright © McGraw-Hill Education. (C)Compliments of the United Arab Emirates Ministry of Education. (D)FusionCity Images. (E)FusionCity Images.



Teacher Directions: Use 25-fils, 10-fils, 5-fils, and 1-fils coins. Sort the coins into the appropriate columns. Trace them. Write the total value of the coins.

Name _____

On My Own

Count to find the value of the coins.

3.



___ fils, ___ fils, ___ fils, ___ fils, ___ fils, ___ fils

= ___ fils

4.



___ fils, ___ fils, ___ fils, ___ fils, ___ fils, ___ fils

= ___ fils

Draw and label the coins from greatest to least.
Find the value of the coins.

5.



= _____ fils



Problem Solving

Mathematical Practices

6. Suppose you have 1 25-fils coin, 3 10-fils coins, 1 5-fils coin, and 7 1-fils coins. How much money do you have?

_____ fils

7. Abdalla wants to buy a bouncy ball that costs 25 fils. He has five 1-fils coins, 1 10-fils coin, and 2 5-fils coins. Does Abdalla have enough money?

8. Amer has a 25-fils coin and a 5-fils coin. He gets 2 more 25-fils coins for helping around the house. How much money does he have now?

_____ fils



Write Math

Sultan has 5 10-fils coins. Adnan has 10 5-fils coins. Who has more money? Explain.

Copyright © McGraw-Hill Education. UpperCut Images/Alamy

Name _____

My Homework

Lesson 3

Count Coins

Homework Helper

To count coins, start with the coin that has the greatest value. Count to find the total value.



25 fils 25 fils 10 fils 5 fils 5 fils 1 fils

25 fils, 50 fils, 60 fils, 65 fils, 70 fils, 71 fils
= 71 fils

Count to find the value of the coins.

1.



25 fils 10 fils 10 fils 5 fils 5 fils 1 fils

____ fils, ____ fils, ____ fils, ____ fils, ____ fils,
____ fils
= ____ fils

Count to find the value of the coins.

2.



_____ fils, _____ fils, _____ fils, _____ fils,
 _____ fils
 = _____ fils

3.



_____ fils, _____ fils, _____ fils, _____ fils,
 _____ fils, _____ fils
 = _____ fils

4. Maysoun has 6 10-fils, 5 5-fils and 4 1-fils coins. How much money does Maysoun have?

_____ fils



I hope Maysoun has enough money to buy me a cool toy!

Test Practice

5. Find the value of the coins.



41 fils

46 fils

51 fils

36 fils



Math at Home Give your child coins with a value under 1 dirham and have him or her practice counting the coins. Then pretend you are buying and selling things using the coins.

Name _____

Check My Progress

Vocabulary Check





1 fil

5 fils

10 fils


25 fils

Complete each sentence.

-  A coin that has a value of 25 fils is a _____.
-  A coin that has a value of 5 fils is a _____.
-  A coin that has a value of 1 fil is a _____.
-  A coin that has a value of 10 fils is a _____.

Concept Check

Count to find the value of the coins.

5. 
- ____ fils, ____ fils, ____ fils, ____ fils, ____ fils, ____ fils,
____ fils = ____ fils

Count to find the value of the coins.

6.



___ fils, ___ fils, ___ fils, ___ fils, ___ fils,

___ fils = ___ fils

7.



___ fils, ___ fils, ___ fils, ___ fils, ___ fils, ___ fils,

___ fils, ___ fils

= ___ fils

Test Practice

8. Mariam needs 55 fils to buy a bag of popcorn. Which coins should she use?



25 fils, 25 fils



25 fils, 25 fils, 5 fils



25 fils, 1 fils, 5 fils



25 fils, 25 fils, 1 fils



Name _____



Problem Solving

STRATEGY: Act It Out

Lesson 4

ESSENTIAL QUESTION ?

How do I count and use money?

Maha has 2 25-fils coins, 1 10-fils coin, and 1 5-fils coin. Does he have enough money to buy this toy?



1 Understand Underline what you know. Circle what you need to find.

2 Plan How will I solve the problem?

3 Solve Act it out.

25 fils 25 fils 10 fils 5 fils
25 fils, 50 fils, 60 fils, 65 fils = 65 fils

Does Maha have enough money to buy the toy?

yes

4 Check Is my answer reasonable? Explain.

Practice the Strategy

Khawla wants to buy 3 rings.
Each ring costs 20 fils. She has 1
25-fils coin, 2 10-fils coins, and 5 5-fils
coins. Does she have enough money?

I need
more fingers!



1 Understand Underline what you know.
Circle what you need to find.

2 Plan How will I solve the problem?

3 Solve I will...

4 Check Is my answer reasonable? Explain.



Copyright © McGraw-Hill Education. All rights reserved. www.mheducation.com

Name _____

Mathematical
Practice

Apply the Strategy

Your 25-fils are
safe with me!

1. Wafa has 1 25-fils coin in her cashbox. Her mom gives her a 10 5-fils coin. How much money does Wafa have in all?



2. Ali has 2 25-fils coins, 1 10-fils coin, and a 1-fils coin. He wants to buy a toy truck for 55 fils. Does he have enough money to buy the toy truck?

3. Jassim has 2 25-fils coins, 3 10-fils coins, and 2 5-fils coins. He has enough money to buy a race car. What is the greatest amount of money that the race car could cost?

Review the Strategies

Choose a strategy


- Act it out.
- Draw a picture.
- Use logical reasoning.

4. Hamdah has 1 10-fils coin, 3 5-fils coins, and 4 1-fils coins. Does she have enough to buy a cookie that costs 30 fils?

How much more does she need?

5. Hessa has coins to buy a gel pen at the store. It costs 85 fils. She has 2 25-fils coins and 1 5-fils coin. What two coins does she still need?

gel pen
85 fils



6. A notebook costs 40 fils. What three coins could you use to pay for the toy?

Name _____

My Homework

Lesson 4

Problem-Solving:
Act It Out

Hamad has 3 10-fils coins and 2 5-fils coins.

Does he have enough money to buy the pack of stickers that costs 50 fils?

50 fils



1 Understand Underline what you know.
Circle what you need to find.

2 Plan How will I solve the problem?

3 Solve Act it out.



10 fils, 20 fils, 30 fils, 35 fils, 40 fils = 40 fils

He has 40 fils. He needs 50 fils.
So, he does not have enough money.

4 Check Is my answer reasonable?





Problem Solving

Underline what you know. Circle what you need to find. Act it out to solve.

1. Hareb has 1 25-fils coin, 3 10-fils coins, and 1 5-fils coin. How much more does he need to buy an airplane that costs 75 fils?

_____ fils

2. Hind has 1 10-fils coin, 2 10-fils coins, and a 5-fils coin. Her sister has 3 5-fils coins. How many more fils do they need to have 90 fils?

_____ fils

3. Usama has 75 fils. He has 2 25-fils coins and 1 10-fils coin. If the rest of his coins are 5-fils, how many 5-fils coins does he have?

_____ 5-fils coins

4. Hala has 1 25-fils coin, 1 10-fils coin, 3 5-fils coins, and 3 1-fils coins. How much money does she have?

_____ fils



Math at Home Have your child show you the coins needed to buy a toy that costs 64 fils.



Copyright © McGraw-Hill Education. ©Loretta Le Bon/SuperStock

Name _____

Dirhams

Lesson 5

ESSENTIAL QUESTION ?
How do I count and use money?



Explore and Explain



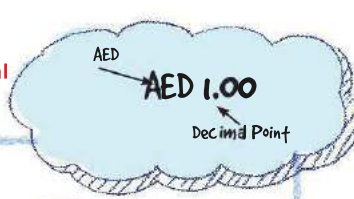
Copyright © McGraw-Hill Education. (Fai_bakdy/Shutterstock.com, i/Compliments of UAE MOE)



Teacher Directions: Count 1 fils to 100 fils. Write the number of 25-fils coins it takes to equal 100 fils. Do the same for the 10-fils coin and each of the other coins.

See and Show

Mathematical Practices



One **dirham** has a value of 100 fils.

Use a decimal point to separate the dirhams from the fils.



one dirham = AED 1.00

100 fils = AED 1	20 5-fils coins = AED 1	10 10-fils coins = AED 1	4 25-fils coins = AED 1

Count to find the value of the coins.
Circle the combinations that equal 1 dirham.

1.

2.

Copyright © McGraw-Hill Education. All rights reserved. (1) All Jackey/Shutterstock.com. (2) Compliments of UAE MOE. (3) McGraw-Hill Education. (5) Shutterstock

Name _____

On My Own

Count to find the value of the coins.
Circle the combinations that equal 1 dirham.

3.



4.



5.



6.



7.



8.





Problem Solving

Mathematical
Practice

9. Hiyam has 1 25-fils coin, 2 10-fils coins, 1 50-fils coin, and 4 1-fils coins. She needs 1 dirham to buy a book. How much money does she have?

How much more does she need to have one dirham?

10. Badr needs 1 dirham. He has three 25-fils coins and one 10-fils coin. How much does he have?

How much more does he need to make 1 dirham?

Write Math

Think of 2 combinations of coins that equal one dirham and write them here.

Name _____

My Homework

Lesson 5

Dirhams

Homework Helper

One dirham has a value of 100 fils.



one-dirham coin

AED 1.00 is equal to



Count to find the value of the coins.
Circle combinations that equal 1 dirham.

1.



2.



Count the coins. Write the value.
Circle combinations that equal 1 dirham.

3.



4.



5. Shaikha has 2 25-fils coins and 4 10-fils coins.
She wants to buy 1 bag of pretzels for 1 dirham.
How much more money does she need?

6. Humaid has 3 25-fils coins, 1 10-fils coin,
and 1 5-fils coin. How many more 5-fils coins
does he need to have 1 dirham?

_____ 5-fils coins



Vocabulary Check

Circle the correct choices.

7. **one dirham** AED 1 1 AED AED 1.00



Math at Home Have your child use various coins to show you two ways to make 1 dirham.

My Review

Chapter 12

Answering the Essential Question

Vocabulary Check

Draw lines to match.

1. 10-fils coin



2. 1-fils coin



3. 25-fils coin



4. 1 dirham



5. 5-fils coin



Concept Check

Count to find the value of the coins.

6.



___ fils, ___ fils, ___ fils, ___ fils, ___ fils = ___ fils

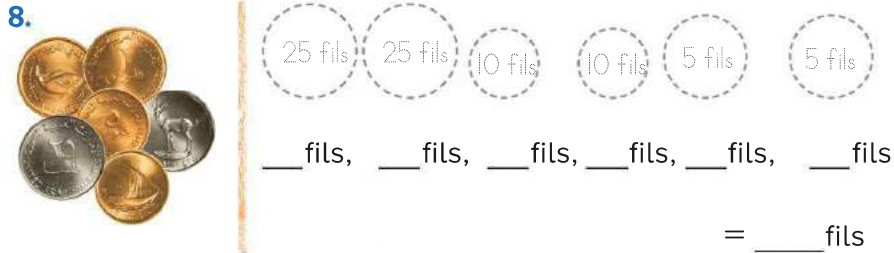
Concept Check

Count to find the value of the coins.



___ fils, ___ fils, ___ fils, ___ fils, ___ fils, ___ fils = ___ fils

Count to find the value of the group of coins.



Count to find the value of the coins.
Circle the combinations that equal 1 dirham.



Use each coin to make one dirham.
Write the number of coins you used.



Name _____



Problem Solving



13. Hamad buys a toy dinosaur for 47 fils. He gives the cashier 1 25-fils coin and 1 10-fils coin. How much more money does he need to give the cashier?

Circle the three coins Hamad should give the cashier.



14. Khalaf has two 10-fils coins. Adnan has two 25-fils coins. How much money do the two boys have in all?

Test Practice

15. Abeer found 1 25-fils coin and 1 10-fils coin. She already had 30 fils. Alia has 85 fils. How much more money does Alia have?

10 fils 20 fils 25 fils 30 fils

Reflect


1-fils coin


____, _____, _____ = _____
____ 1-fils coins make 1 dirham.


5-fils coin


____, _____, _____ = _____
____ 5-fils coins make 1 dirham.

ESSENTIAL QUESTION ?
How do I count and use money?


10-fils coin


____, _____, _____ = _____
____ 10-fils coins make 1 dirham.


25-fils coin


____, _____, _____ = _____
____ 25-fils coins make 1 dirham.

Count on it!

Success is yours!



Copyright © McGraw-Hill Education. All rights reserved. ©/Compliments of UAE MOC. @HabibAlMutary

Name & Date

Work Mat I: Ten-Frame

Work Mat 2: Ten-Frames

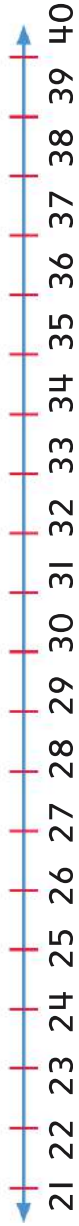
WM2

Work Mat 2: Ten-Frames

Name & Date _____

Copyright © McGraw-Hill Education.

Work Mat 3: Number Lines



Work Mat 3: Number Lines

WM3

Work Mat 4: Number Lines



Work Mat 5: Part-Part-Whole

Copyright © McGraw-Hill Education.

Part	Part
Whole	

Work Mat 6: Tens and Ones Chart

Tens	Ones

WM6

Work Mat 6: Tens and Ones Chart

Name & Date _____

Work Mat 7: Hundreds, Tens, and Ones Chart

Copyright © McGraw-Hill Education.

Hundreds	Tens	Ones

Work Mat 8: Thousands, Hundreds, Tens, and Ones Chart

Thousands	Hundreds	Tens	Ones

WM8 Work Mat 8: Thousands, Hundreds, Tens, and Ones Chart

Roman Numerals

Representation
of Arabic
and Roman
Numerals

1 = I	11 = XI
2 = II	12 = XII
3 = III	13 = XIII
4 = IV	14 = XIV
5 = V	15 = XV
6 = VI	16 = XVI
7 = VII	17 = XVII
8 = VIII	18 = XVIII
9 = IX	19 = XIX
10 = X	20 = XX

Special Numbers:

50 = L	500 = D
100 = C	1000 = M

Indian Numerals

Representation
of Arabic and
Indian Numerals

1 = १	11 = ११
2 = २	12 = १२
3 = ३	13 = १३
4 = ४	14 = १४
5 = ५	15 = १५
6 = ६	16 = १६
7 = ७	17 = १७
8 = ८	18 = १८
9 = ९	19 = १९
10 = १०	20 = २०

Special Numbers:

0 = ०	50 = ५०
25 = २५	100 = १००

Glossary / القاموس

Aa

English

العربية

A.M. The hours from midnight until noon.

صباحًا (AM) يرمز إلى الساعات من منتصف الليل وحتى الظهيرة.

add (addition) Join together sets to find the total or sum. The opposite of **subtract**.

الجمع هو ضم المجموعات معًا لإيجاد ناتج جمعها أو عددها الإجمالي. وهو عكس الطرح.

$$2 + 5 = 7$$

$$2 + 5 = 7$$



addend Any numbers or quantities being added together.

In $2 + 3 = 5$, 2 is an addend and 3 is an addend.

$$2 + 3 = 5$$



حد جمعي هو أي أعداد أو كميات يتم جمعها إلى بعضها البعض.

ففي $2 + 3 = 5$ الرقم 2 حد جمعي وكذلك الرقم 3.

$$2 + 3 = 5$$

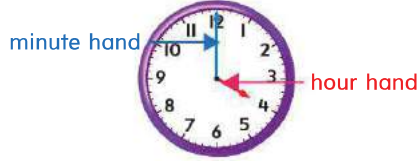


after Follow in place or time.

5 6 7 8

6 is just **after** 5

analog clock A clock that has an hour hand and a minute hand.

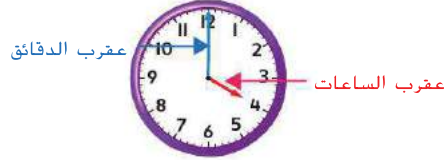


بعد هو التالي في المكان أو الزمان.

5 6 7 8

يأتي الرقم 6 بعد الرقم 5 مباشرة

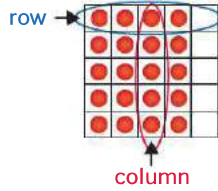
الساعة التناظرية هي ساعة بها عقرب للساعات وآخر للدقائق.



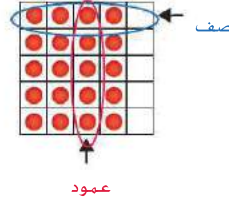
angle Two sides on a two-dimensional shape meet to form an angle.

الزاوية هي ضلعان متقاطعان في شكل ثنائي الأبعاد يتقاطعان لتكوين زاوية.

array Objects displayed in rows and columns.

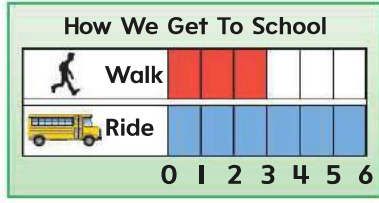


المصفوفة هي أجسام معروضة في صفوف وأعمدة.

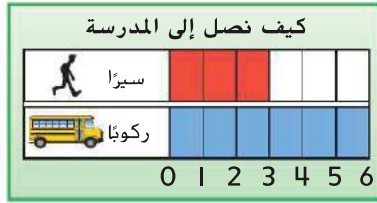


Bb

bar graph A graph that uses bars to show data.



التمثيل البياني بالأعمدة هو رسم بياني يستخدم الأعمدة لعرض البيانات.



before

5 6 7 8

6 is just *before* 7

قبل

5 6 7 8

يأتي الرقم 6 قبل الرقم 7 مباشرة

between

47 48 49 50

49 is *between* 48 and 50

بين

47 48 49 50

يقع العدد 49 بين العددين 48 و50

Cc

centimeter (cm) A metric unit for measuring length.




السنتمتر (cm) هو وحدة مترية لقياس الطول.



circle A closed, round two-dimensional shape.



الدائرة هي شكل مغلق مستدير ثنائي الأبعاد.





compare Look at objects, shapes, or numbers and see how they are alike or different.

المقارنة هي النظر إلى الأجسام أو الأشكال أو الأعداد ورؤية أوجه التشابه أو الاختلاف.

cone A three-dimensional shape that narrows to a point from a circular face.

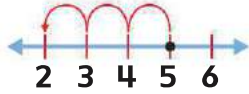
المخروط هو شكل ثلاثي الأبعاد يضيق وصولاً إلى نقطة مدببة، وقاعدته عبارة عن وجه دائري.



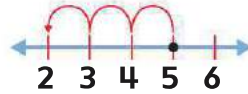
count back On a number line, start at the greater number (5) and count back (3).

العد التنازلي على خط الأعداد، ابدأ العد من الحد الجمعي الأكبر 5 وعد للوراء بمقدار 3.

$$5 - 3 = 2$$

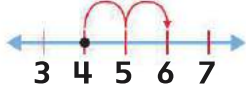


$$5 - 3 = 2$$



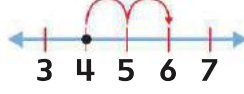
count on On a number line, start at the first addend (4) and count on (2).

$$4 + 2 = 6$$



العد التصاعدي على خط الأعداد، ابدأ العد من الحد الجمعي الأول (4) وعد للأمام بمقدار (2).


$$4 + 2 = 6$$



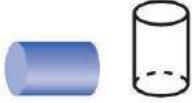
cube A three-dimensional shape with 6 square faces.



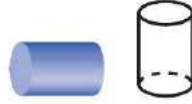
المكعب هو شكل ثلاثي الأبعاد له 6 وجوه مربعة.



cylinder A three-dimensional shape that is shaped like a can.



أسطوانة شكل ثلاثي الأبعاد يشبه علبة الصفيح.



Dd

data Numbers or symbols, sometimes collected from a survey or experiment, that show information. **Data** is plural.

Name	Number of Pets
Huda	3
Tareq	1
Zayed	4

البيانات هي أعداد أو رموز لعرض المعلومات، ويتم جمعها في بعض الأحيان من استطلاع رأي أو تجربة. وهي جمع لكلمة بيان.

عدد الحيوانات الأليفة	الاسم
3	هدى
1	طارق
4	زايد

day 1 day = 24 hours
Examples: Sunday, Monday, Tuesday, Wednesday, Thursday, Friday, Saturday



يوم 1 يوم = 24 ساعة مثل: الأحد، الاثنين، الثلاثاء، الأربعاء، الخميس، الجمعة، السبت



difference The answer to a subtraction problem.

$$3 - 1 = 2$$

The difference is 2.

الفرق هو الناتج المخصص لمسألة الطرح.

$$3 - 1 = 2$$

الفرق هنا هو 2.

Dd

digit A symbol used to write numbers. The ten digits are 0, 1, 2, 3, 4, 5, 6, 7, 8, 9.

الرقم هو رمز يستخدم في كتابة الأعداد. والأرقام العشرة هي 0, 1, 2, 3, 4, 5, 6, 7, 8, 9.

digital clock A clock that uses only numbers to show time.

الساعة الرقمية هي ساعة تستخدم الأرقام فقط لعرض الوقت.



dirham The official currency of the UAE.
one dirham = AED 1 or AED 1.00

الدرهم هو العملة الرسمية لدولة الإمارات العربية المتحدة.
الدرهم الواحد = AED 1 أو 1 درهم

doubles (and near doubles)

Two addends that are the same number.

$$6 + 6 = 12 \leftarrow \text{doubles}$$

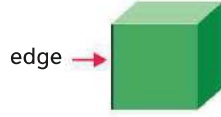
$$6 + 7 = 13 \leftarrow \text{near doubles}$$

مضاعفات الجمع (شبه مضاعفات للجمع)
هما حدًا جمع متماثلان.

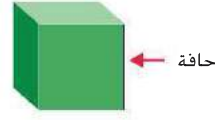
$$6 + 6 = 12 \leftarrow \text{مضاعفات جمع}$$

$$6 + 7 = 13 \leftarrow \text{شبه مضاعفات الجمع}$$


edge The line segment where two **faces** of a three-dimensional shape meet.



الحافة هي القطعة المستقيمة التي يتقابل فيها **وجهان** من شكل ثلاثي الأبعاد.



equal groups Each group has the same number of objects.



There are four equal groups of counters.

المجموعات المتساوية هي كل مجموعة تحتوي على نفس عدد الأشياء.

يوجد أربع مجموعات متساوية من الكرات.

equal parts Each part is the same size.




This circle is cut into 2 equal parts.

الأجزاء المتساوية هي كل جزء له الحجم نفسه.



هذه الدائرة مقسومة إلى جزئين متساويين.

equal to =

$$6 = 6$$

6 is *equal to* or the same as 6.

estimate Find a number close to an exact amount.

47 + 22 rounds to 50 + 20.
The estimate is 70.

= يساوي

$$6 = 6$$

الرقم 6 *يساوي* أو هو نفسه الرقم 6.

التقدير هو إيجاد العدد القريب من الكمية الدقيقة.

20 + 50 يساوي بالتقريب 47 + 20.
والتقدير هنا هو 70.

even number Numbers that end with 0, 2, 4, 6, 8.

العدد الزوجي هو العدد الذي ينتهي بالأرقام 0، 2، 4، 6، 8.

expanded form

The representation of a number as a sum that shows the value of each digit. Sometimes called **expanded notation**.

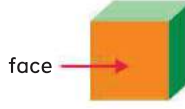
536 is written as 500 + 30 + 6.

الصيغة الموسعة

هو تمثيل العدد على هيئة ناتج جمع بشكل يوضح قيمة كل رقم. ويُسمى في بعض الأحيان باسم **الشكل الموسع**.

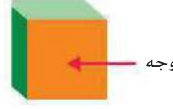
فمثلاً 536 تُكتب 500 + 30 + 6

face The flat part of a three-dimensional shape.



A square is a face of a cube.

الوجه هو الجزء المسطح من الشكل ثلاثي الأبعاد.



فَيُعدّ المربع أحد أوجه المكعب.

fact family Addition and subtraction sentences that use the same numbers.

$$\begin{array}{l} 6 + 7 = 13 \quad 13 - 7 = 6 \\ 7 + 6 = 13 \quad 13 - 6 = 7 \end{array}$$

عائلة الحقائق هي جمل الجمع أو الطرح التي تستخدم الأعداد نفسها.

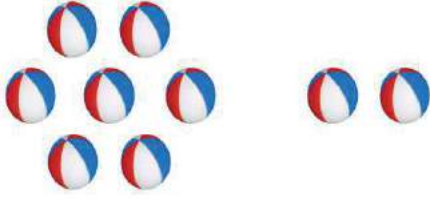
$$\begin{array}{l} 6 + 7 = 13 \quad 13 - 7 = 6 \\ 7 + 6 = 13 \quad 13 - 6 = 7 \end{array}$$

fourths Four equal parts of a whole. Each part is a fourth, or a quarter of the whole.

الأرباع هي أربعة أجزاء متساوية من الكل. ويسمى كل جزء منها ربعاً من الكل.

Gg


greater than >



$$7 > 2$$

7 is greater than 2.

أكبر من >



$$7 > 2$$

فيعد الرقم 7 أكبر من الرقم 2.

group A set of objects.



1 group of 4

المجموعة هي تجميعة من الأشياء.



مجموعة واحدة من 4 أشياء

half hour (or half past)

A unit to measure time.
Sometimes called *half past*
or *half past the hour*.

a half hour = 30 minutes



نصف الساعة هي وحدة قياس
زمنية. وتلحق الساعة. فنقول **ساعة**
ونصف أو **ساعتان ونصف** مثلاً.

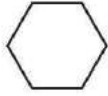
نصف ساعة = 30 دقيقة



halves Two equal parts of
a whole. Each part is a half
of the whole.

النصفان هما جزآن متساويان من
الكل. ويُسمى كل جزء منهما نصفًا من
الكل.

hexagon A 2-dimensional
shape that has six sides.



الشكل السداسي هو شكل ثنائي
الأبعاد له ستة أضلاع.



hour A unit to measure time.

1 hour = 60 minutes



الساعة هي وحدة قياس زمنية.

1 ساعة = 60 دقيقة



Hh

hour hand The hand on a clock that tells the hour. It is the shorter hand.



عقرب الساعات العقرب في الساعة الذي يعبر عن الساعات، وهو العقرب الأقصر.



hundreds The numbers in the range of 100-999. It is the place value of a number.

365

3 is in the hundreds place.
6 is in the tens place.
5 is in the ones place.

المئات هي الأعداد التي تتراوح من 100 إلى 999. وهي القيمة المكانية للرقم.

365

يقع الرقم 3 في منزلة المئات.
ويقع الرقم 6 في منزلة العشرات.
أما الرقم 5 فيقع في منزلة الآحاد.

Ii

inverse Operations that are opposite of each other.

Addition and subtraction are inverse or opposite operations.

العمليات العكسية هي العمليات المضادة لبعضها البعض.

فالجعب والطرح عمليتان عكسيتان، أو متضادتان.

Kk

key Tells what (or how many) each symbol stands for.

Favorite Pet				
Fish	😊	😊	😊	
Dog	😊			
Cat	😊	😊		

Key: 😊 = 2 votes

مفتاح الرسم يوضح ما الذي يمثله الرمز في التمثيل البياني (أو عدده).

الحيوان الأليف المفضل				
	😊	😊	😊	سمكة
			😊	كلب
		😊	😊	قطعة

المفتاح: 😊 = صوتان

Ll

length How long or how far away something is.

length



الطول هو مقدار طول الشيء أو امتداده.

الطول



less than <



$$4 < 7$$

4 is less than 7.

أصغر من <



$$4 < 7$$

الرقم 4 أصغر من الرقم 7.

line plot A graph that shows how often a certain number occurs in data.

التمثيل البياني بالنقاط
المجموعة هو رسم بياني يبين مدى تكرار عدد معين في البيانات.

Mm

measure To find the length, height, weight, capacity, or temperature using standard or nonstandard units.

القياس هو إيجاد الطول أو الارتفاع أو الوزن أو السعة أو درجة الحرارة باستخدام الوحدات القياسية وغير القياسية.

meter (m) A metric unit for measuring length.

1 meter = 100 centimeters

المتر (m) هو وحدة مترية لقياس الطول.

1 متر = 100 سنتيمتر

minute (min) A unit to measure time. Each tick mark is one minute.

الدقيقة (min) وحدة قياس زمنية. وتعتبر كل علامة عن دقيقة واحدة.



1 minute = 60 seconds



1 دقيقة = 60 ثانية

minute hand The longer hand on a clock that tells the minutes.



عقرب الدقائق هو العقرب الأطول في الساعة الذي يعبر عن الدقائق.



missing addend The missing number in a number sentence that makes the number sentence true.

$$9 + \square = 16$$

The missing addend is 7.

الحد الجمعي الناقص هو العدد المفقود في الجملة العددية الذي يجعل تلك الجملة صحيحة.

$$9 + \square = 16$$

الحد الجمعي الناقص هو 7.

month A unit of time.
12 months = 1 year

April						
Sunday	Monday	Tuesday	Wednesday	Thursday	Friday	Saturday
		1	2	3	4	5
6	7	8	9	10	11	12
13	14	15	16	17	18	19
20	21	22	23	24	25	26
27	28	29	30			

This is the month of April.

الشهر هو وحدة زمنية.
12 شهرًا = 1 عام

أبريل						
الأحد	الاثنين	الثلاثاء	الأربعاء	الخميس	الجمعة	السبت
		1	2	3	4	5
6	7	8	9	10	11	12
13	14	15	16	17	18	19
20	21	22	23	24	25	26
27	28	29	30			

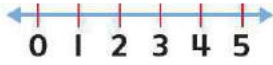
هذا هو شهر أبريل.

Nn

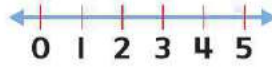
near doubles Addition facts in which one addend is exactly 1 more or 1 less than the other addend.

شبه مضاعفات الجمع هما حقائق جمع يكون فيها أحد حدي الجمع أكبر من الحد الآخر أو أصغر منه بمقدار 1 فقط.

number line A line with number labels.



مستقيم الأعداد خط مكتوب عليه الأعداد.



Oo

o'clock At the beginning of the hour.



It is 7 o'clock.

تمام الساعة تُستخدم في التعبير بدء الساعة.




الوقت في تمام الساعة السابعة.

odd number Numbers that end with 1, 3, 5, 7, 9.

العدد الفردي هو العدد الذي ينتهي بالأرقام 1, 3, 5, 7, 9.


ones The numbers in the range of 0-9. A place value of a number.



65

5 is in the ones place.

الأحاد هي الأعداد التي تتراوح من 0-9. وهي إحدى القيم المكانية للرقم.



65

الرقم 5 فيقع في منزلة الأحاد.

order

1, 3, 6, 8, 10

These numbers are in order from least to greatest.

الترتيب

1, 3, 6, 8, 10

هذه الأرقام مرتبة من الأصغر إلى الأكبر.

Pp

p.M. The hours from noon until midnight.

مساءً (pM) تدل على الساعات من الظهيرة وحتى منتصف الليل.

parallelogram A two-dimensional shape that has four sides. Each pair of opposite sides is equal and parallel.

متوازي الأضلاع هو شكل ثنائي الأبعاد له أربعة أضلاع. وكل ضلعين متقابلين فيه متساويان ومتوازيان.

partition To divide or "break up."

التقسيم هي عملية التجزئة أو "الفصل".

pattern An order that a set of objects or numbers follows over and over.



pattern unit

النمط هو ترتيب تتبعه مجموعة من الأجسام أو الأعداد مرارًا وتكرارًا.



وحدة نمطية

pentagon A polygon with five sides.

خماسي الأضلاع هو مضلع له خمسة أضلاع.

picture graph A graph that has different pictures to show information collected.

التمثيل البياني بالصور هو تمثيل يستخدم صورًا مختلفة لعرض المعلومات المجمعة.



place value The value given to a **digit** by its place in a number.

القيمة المكانية هي القيمة التي يحملها رقم بسبب مكانه داخل العدد.

1,365

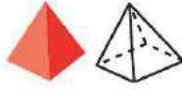
1 is in the thousands place.
3 is in the hundreds place.
6 is in the tens place.
5 is in the ones place.

1,365

يقع الرقم 1 في منزلة الآلاف.
ويقع الرقم 3 في منزلة المئات.
بينما يقع الرقم 6 في منزلة العشرات.
أما الرقم 5 فيقع في منزلة الآحاد.

Pp

pyramid A three-dimensional shape with a polygon as a base and other faces that are triangles.



الهرم هو شكل ثلاثي الأبعاد له قاعدة على شكل مضلع والأوجه على شكل مثلثات.



Qq

quadrilateral A shape that has 4 sides and 4 angles.

الشكل الرباعي هو شكل له 4 أضلاع و4 زوايا.

quarter hour A quarter hour is 15 minutes. Sometimes called **quarter past** or **quarter til**.

ربع الساعة ربع الساعة يساوي 15 دقيقة. ويلحق الساعة. فنقول **ساعة وربع** أو **ساعتان وربع** مثلاً.



Rr

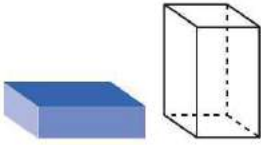
rectangle A plane shape with four sides and four corners.



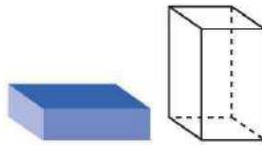
المستطيل هو شكل مستوٍ مكون من أربعة أضلاع وأربع زوايا.



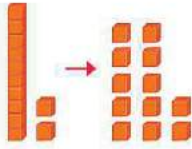
rectangular prism
A three-dimensional shape with 6 faces that are rectangles.



منشور مستطيل هو شكل ثلاثي الأبعاد له 6 أوجه مستطيلة.

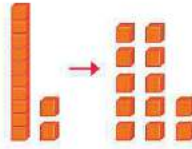


regroup Take apart a number to write it in a new way.



1 ten + 2 ones becomes
12 ones.

إعادة التجميع هو تفكيك العدد لكتابته بطريقة جديدة.



1 عشرات + 2 أحاد تصبح 12 أحادًا.

related fact(s) Basic facts using the same numbers. Sometimes called a **fact family**.

$$\begin{array}{l} 4 + 1 = 5 \quad 5 - 4 = 1 \\ 1 + 4 = 5 \quad 5 - 1 = 4 \end{array}$$

حقائق مترابطة هي حقائق أساسية تستخدم نفس الأعداد. ويُطلق عليها في بعض الأحيان **عائلة الحقائق**.

$$\begin{array}{l} 4 + 1 = 5 \quad 5 - 4 = 1 \\ 1 + 4 = 5 \quad 5 - 1 = 4 \end{array}$$


repeated addition To use the same addend over and over.

الجمع المتكرر هو استخدام نفس الحد الجمعي مرارًا وتكرارًا.

rhombus A shape with 4 sides of the same length.



المعين هو شكل له 4 أضلاع بنفس الطول.



round Change the **value** of a number to one that is easier to work with.

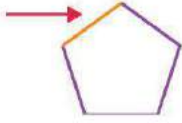
24 rounded to the nearest ten is 20.

التقريب هو تغيير قيمة العدد إلى قيمة أخرى يكون من الأسهل التعامل معها.

وعند تقريب العدد 24 إلى أقرب عشرة، يصبح 20.

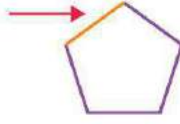
side One of the line segments that make up a shape.

A pentagon has five sides.



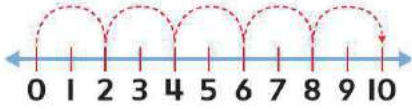
الضلع هو إحدى القطع المستقيمة التي تكون شكلاً.

ويحتوي الشكل الخماسي على خمسة أضلاع.



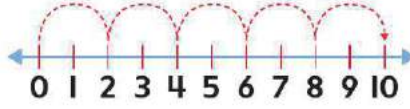
skip count Count objects in equal groups of two or more.

2, 4, 6, 8, 10



العد بالتجاوز هو عد الأشياء في مجموعات متساوية من عنصرين أو أكثر.

2, 4, 6, 8, 10




slide To move a shape in any direction to another place.



slide

الإنزلاق هو إزاحة شكل في أي اتجاه إلى مكان آخر.

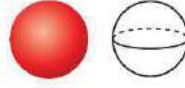


الإنزلاق

sphere A three-dimensional shape that has the shape of a round ball.



الكرة هي شكل ثلاثي الأبعاد مستدير.



square A two-dimensional shape that has four equal sides. Also a rectangle.



المربع هو شكل ثنائي الأبعاد له أربعة أضلاع متساوية. وهذا هو نفس الحال بالنسبة للمستطيل.



subtract (subtraction) Take away, take apart, separate, or find the difference between two sets. The opposite of **add**.

$$5 - 5 = 0$$



الطرح هو النقصان أو الاستقطاع أو إيجاد الفرق بين مجموعتين. وهو عملية عكسية للجمع.

$$5 - 5 = 0$$



sum The answer to an addition problem.

$$2 + 4 = 6$$

المجموع/ناتج الجمع هو حل مسألة جمع.

$$2 + 4 = 6$$

survey Collect data by asking people the same question.

Favorite Animal	
Rabbit	
Cat	

This survey shows favorite animals.

استطلاع رأي هي جمع البيانات بطرح السؤال ذاته على الأشخاص.

الحيوان المفضل	
أرنب	
قطعة	

يتناول استطلاع الرأي هذا الحيوانات المفضلة.

symbol A letter or figure that stands for something.

This symbol means to add.

+

الرمز هو حرف أو شكل يشير إلى شيء ما.

هذا الرمز يعني الجمع.

+

Tt

tally marks A mark used to record data collected in a survey.

|||||

tally marks

علامات الإحصاء هي علامات تستخدم لتسجيل البيانات المجمعة في استطلاع الرأي.

|||||

علامات الإحصاء

tens The numbers in the range of 10–99. It is the place value of a number.

65

6 is in the tens place.
5 is in the ones place.

العشرات هي الأعداد التي تتراوح من 10 إلى 99. وهي القيمة المكانية للرقم.

65

يقع الرقم 6 في منزلة العشرات.
يقع الرقم 5 في منزلة الآحاد.

thirds Three equal parts.

thousand(s) The numbers in the range of 1,000–9,999. It is the place value of a number.

1,365

1 is in the thousands place.
3 is in the hundreds place.
6 is in the tens place.
5 is in the ones place.


الأثلاث هي ثلاثة أجزاء متساوية.

الآلاف هي الأعداد التي تتراوح من 1,000 إلى 9,999. وتمثل الآلاف قيمة مكانية للأرقام.

1,365

يقع الرقم 1 في منزلة الآلاف.
يقع الرقم 3 في منزلة المئات.
ويقع الرقم 6 في منزلة العشرات.
أما الرقم 5 فيقع في منزلة الآحاد.


three-dimensional shape
A shape that has length, width, and height.



الشكل الثلاثي الأبعاد هو شكل له طول وعرض وارتفاع.



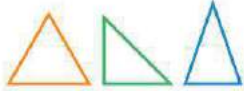
trapezoid A two-dimensional shape with four sides and only two opposite sides that are parallel.



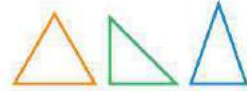
شبه المنحرف هو شكل ثنائي الأبعاد له أربعة أضلاع. منها فقط اثنان متقابلان ومتوازيان.



triangle A three-dimensional shape with three sides and three angles.



المثلث هو شكل ثلاثي الأبعاد له ثلاثة أضلاع وثلاث زوايا.



two-dimensional shape
The outline of a shape - such as a triangle, square, or rectangle - that has only **length** and **width**.

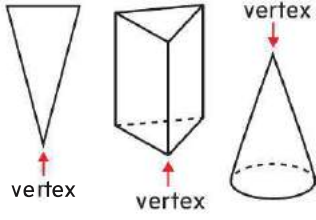


الشكل ثنائي الأبعاد هو إطار الشكل، مثل المثلث أو المربع أو المستطيل، ويتسم بأن له **طولاً** و**عرضاً** فقط.

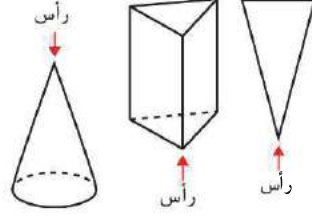


Vv

vertex



الرأس



Ww

week A part of a calendar.
1 week = 7 day

الأسبوع هو جزء من التقويم.
1 أسبوع = 7 أيام

Sunday	Monday	Tuesday	Wednesday	Thursday	Friday	Saturday

الجمعة	الخميس	الأربعاء	الثلاثاء	الاثنين	الأحد	السيات

whole The entire amount
or object.

الكُل هو إجمالي الكمية أو الجسم.

year A way to count how much time has passed or will pass. 1 year = 12 months

العام هو طريقة لحساب مقدار الوقت المنتقضي أو الذي سوف ينقضي. 1 عام = 12 شهرًا

January S M T W T F S 1 2 3 4 5 6 7 8 9 10 11 12 13 14 15 16 17 18 19 20 21 22 23 24 25 26 27 28 29 30 31	February S M T W T F S 1 2 3 4 5 6 7 8 9 10 11 12 13 14 15 16 17 18 19 20 21 22 23 24 25 26 27 28	March S M T W T F S 1 2 3 4 5 6 7 8 9 10 11 12 13 14 15 16 17 18 19 20 21 22 23 24 25 26 27 28 29 30 31	مارس S M T W T F S 1 2 3 4 5 6 7 8 9 10 11 12 13 14 15 16 17 18 19 20 21 22 23 24 25 26 27 28 29 30 31	فبراير S M T W T F S 1 2 3 4 5 6 7 8 9 10 11 12 13 14 15 16 17 18 19 20 21 22 23 24 25 26 27 28	يناير S M T W T F S 1 2 3 4 5 6 7 8 9 10 11 12 13 14 15 16 17 18 19 20 21 22 23 24 25 26 27 28 29 30 31
April S M T W T F S 1 2 3 4 5 6 7 8 9 10 11 12 13 14 15 16 17 18 19 20 21 22 23 24 25 26 27 28 29 30	May S M T W T F S 1 2 3 4 5 6 7 8 9 10 11 12 13 14 15 16 17 18 19 20 21 22 23 24 25 26 27 28 29 30 31	June S M T W T F S 1 2 3 4 5 6 7 8 9 10 11 12 13 14 15 16 17 18 19 20 21 22 23 24 25 26 27 28 29 30	يونيو S M T W T F S 1 2 3 4 5 6 7 8 9 10 11 12 13 14 15 16 17 18 19 20 21 22 23 24 25 26 27 28 29 30	مايو S M T W T F S 1 2 3 4 5 6 7 8 9 10 11 12 13 14 15 16 17 18 19 20 21 22 23 24 25 26 27 28 29 30 31	أبريل S M T W T F S 1 2 3 4 5 6 7 8 9 10 11 12 13 14 15 16 17 18 19 20 21 22 23 24 25 26 27 28 29 30
July S M T W T F S 1 2 3 4 5 6 7 8 9 10 11 12 13 14 15 16 17 18 19 20 21 22 23 24 25 26 27 28 29 30 31	August S M T W T F S 1 2 3 4 5 6 7 8 9 10 11 12 13 14 15 16 17 18 19 20 21 22 23 24 25 26 27 28 29 30 31	September S M T W T F S 1 2 3 4 5 6 7 8 9 10 11 12 13 14 15 16 17 18 19 20 21 22 23 24 25 26 27 28 29 30	سبتمبر S M T W T F S 1 2 3 4 5 6 7 8 9 10 11 12 13 14 15 16 17 18 19 20 21 22 23 24 25 26 27 28 29 30	أغسطس S M T W T F S 1 2 3 4 5 6 7 8 9 10 11 12 13 14 15 16 17 18 19 20 21 22 23 24 25 26 27 28 29 30 31	يوليو S M T W T F S 1 2 3 4 5 6 7 8 9 10 11 12 13 14 15 16 17 18 19 20 21 22 23 24 25 26 27 28 29 30 31
October S M T W T F S 1 2 3 4 5 6 7 8 9 10 11 12 13 14 15 16 17 18 19 20 21 22 23 24 25 26 27 28 29 30 31	November S M T W T F S 1 2 3 4 5 6 7 8 9 10 11 12 13 14 15 16 17 18 19 20 21 22 23 24 25 26 27 28 29 30	December S M T W T F S 1 2 3 4 5 6 7 8 9 10 11 12 13 14 15 16 17 18 19 20 21 22 23 24 25 26 27 28 29 30 31	ديسمبر S M T W T F S 1 2 3 4 5 6 7 8 9 10 11 12 13 14 15 16 17 18 19 20 21 22 23 24 25 26 27 28 29 30 31	نوفمبر S M T W T F S 1 2 3 4 5 6 7 8 9 10 11 12 13 14 15 16 17 18 19 20 21 22 23 24 25 26 27 28 29 30	أكتوبر S M T W T F S 1 2 3 4 5 6 7 8 9 10 11 12 13 14 15 16 17 18 19 20 21 22 23 24 25 26 27 28 29 30 31