



Lesson 1 It's hot and sunny

إنسخ رابط القناة في


تليغرام

t.me/MB6MB

1 Complete the words.

It's s____ny. **u**It's c____ld. **o**It's h____t. **o**It's w____t. **e**It's w____ndy. **i**It's clo____dy. **u**It's w____rm. **a**There's a s____ndst____rm. **a o**

2 Follow the lines. Then write.

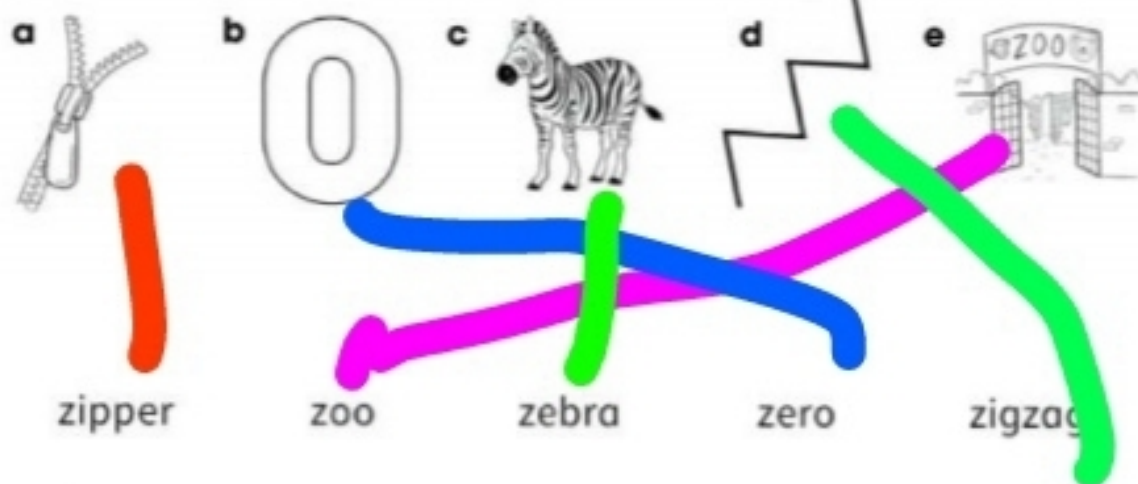


It's sunny. She's happy.

It's **windy** _____. She isn't happy.It's _____ **wet** _____. He's happy.It's **hot** _____. He isn't happy.

Lesson 3 My letters

65 1 Listen and point. Then say and match.



2 Circle the z words.



3 Write your favourite z word and draw a picture.

ارسم حيوان ال
zebra
Zebra

Lesson 4 My numbers



1 Add. Then write.


$$\begin{array}{|c|c|c|} \hline \square & \square & \square \\ \hline \square & \square & \square \\ \hline \end{array} + \begin{array}{|c|c|c|c|} \hline \square & \square & \square & \square \\ \hline \square & \square & \square & \square \\ \hline \end{array} = \text{thirteen squares}$$

$$\begin{array}{|c|c|c|c|c|} \hline \bigcirc & \bigcirc & \bigcirc & \bigcirc & \bigcirc \\ \hline \bigcirc & \bigcirc & \bigcirc & \bigcirc & \bigcirc \\ \hline \end{array} + \begin{array}{|c|c|c|c|} \hline \bigcirc & \bigcirc & \bigcirc & \bigcirc \\ \hline \bigcirc & \bigcirc & \bigcirc & \bigcirc \\ \hline \end{array} = \text{eighteen circles}$$

$$\begin{array}{|c|c|c|c|c|} \hline \square & \square & \square & \square & \square \\ \hline \square & \square & \square & \square & \square \\ \hline \end{array} + \begin{array}{|c|c|c|c|c|} \hline \square & \square & \square & \square & \square \\ \hline \square & \square & \square & \square & \square \\ \hline \end{array} = \text{nineteen squares}$$

$$\begin{array}{|c|c|c|c|} \hline \bigcirc & \bigcirc & \bigcirc & \bigcirc \\ \hline \bigcirc & \bigcirc & \bigcirc & \bigcirc \\ \hline \end{array} + \begin{array}{|c|c|c|c|} \hline \bigcirc & \bigcirc & \bigcirc & \bigcirc \\ \hline \bigcirc & \bigcirc & \bigcirc & \bigcirc \\ \hline \end{array} = \text{fourteen circles}$$

2 In groups of three, take turns to say and find numbers.




Lesson 5 My words



- 1 Complete the days and put them in order.

o____nday
Tu____sday
S____nday
We____dn____sday
Fr____i____day
Th____u____rsday
S____a____turday

Saturday
Sunday
Monday
Tuesday
Wednesday
Thursday
Friday

- 2  In pairs, take turns to say a day, and say the next day.

Tuesday

Wednesday



3 Write about a day you like.

I like **Thursday**

I **Play football with my friend** and

I go to the mall with my family.



إنسخ رابط القناة في

تليغرام

t.me/MB6MB

Lesson 6 My English

1 Look at the pictures. Complete the sentences.



①



②



③



windy hot sunny cloudy cold

1 It's hot and **sunny**.

2 It's **cold** and **windy**.

3 **It's cloudy**.

66 2 Listen and write.



3 Add. Then write the number in words.

sixteen seventeen eighteen nineteen

$10 + 6 = \underline{\text{Sixteen}}$

$10 + 7 = \underline{\text{Seventeen}}$

$10 + 8 = \underline{\text{Eighteen}}$

$10 + 9 = \underline{\text{Nineteen}}$



Lesson 8 My letters

- 67 1  Listen and point. Then find.

buzz whizz fizzy dizzy puzzle

c	s	e	l	a	o	s	e
b	u	z	z	l	z	d	p
h	s	o	f	o	o	i	u
z	o	s	w	h	i	z	z
f	i	z	z	y	o	z	z
s	s	w	u	g	b	y	l
c	e	i	n	d	a	s	e

zz



- 3 Look at the pictures. Write a sentence using *I like* or *I don't like*.

I like pizza. **I don't like fizzy**



pi **zz** a

fi **zz** y

dri **zz** le

Lesson 10 My numbers

1 Write the numbers.

I have **three** rabbits.

She has **two** rabbits.

He has **four** rabbits.

We have **nine** rabbits.



2 Complete the sentences.

I have **four** cats.


He **has six** cats.

She has **five** cats.

We **has fifteen** cats.




Lesson 11 My letters

68 1  Listen, point and write.

ship shell fish shark



sh




2 Draw your favourite **sh** word and write a sentence.

ارسم صوره

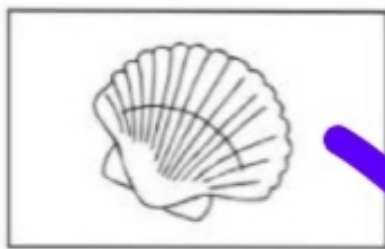
سفينه

I like to travel by ship


3 Say and match the words that rhyme.



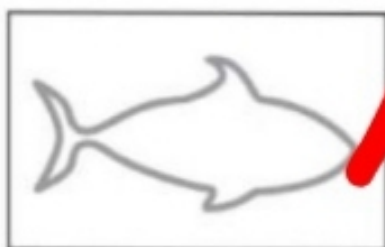
fish



shell



shore



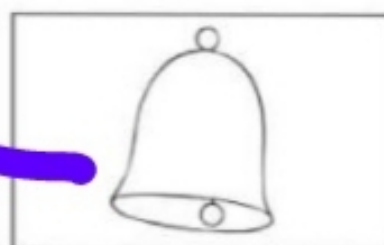
shark



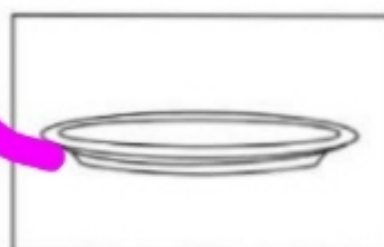
four



park




bell



dish

Lesson 12 My English

1 Look at the picture. What can you see and hear?



Yes, I can. No, I can't. cars buzz fizz flowers

Can you see a puzzle?

Yes, **I can**

Can you see a ship?

No, I can't

Can you see two bees?

Yes, I can

What can you hear?

I can **hear bees buzz**

Can you see a shell?


No, I can't

What can you smell?

I can smell flowers

69 2 Listen, choose and write.

hot
cold
cloudy
sunny



The weather is **hot**
and **sunny**.

3 Look again at Activity 1 on page 141.
Count and write how many.



Bee - 2

Flower - 5

Puzzle - 9

Lesson 13 My words

1 Count and write.



There are three sandcastles.

There is a boat.

There are six children.

There is a game.

There are twenty shells.

There are two cars.



Lesson 14 My letters

70 1 Listen and find the odd ones out.



ch



chair



beach



ship



lunch



fish



chick



chips



chocolate

2 Write a sentence using one of the **ch** words.

I like to eat the chips

I like to go to the beach

Draw pictures for the words.




chair



chips



chocolate



cheese



Lesson 15 My colours and shapes



1 Read and draw.



Draw a circle.



Draw a triangle.



Draw a square.



Draw a diamond.

2 Look and write.

This is a rectangle.



This is a heart



This is a star



This is a circle



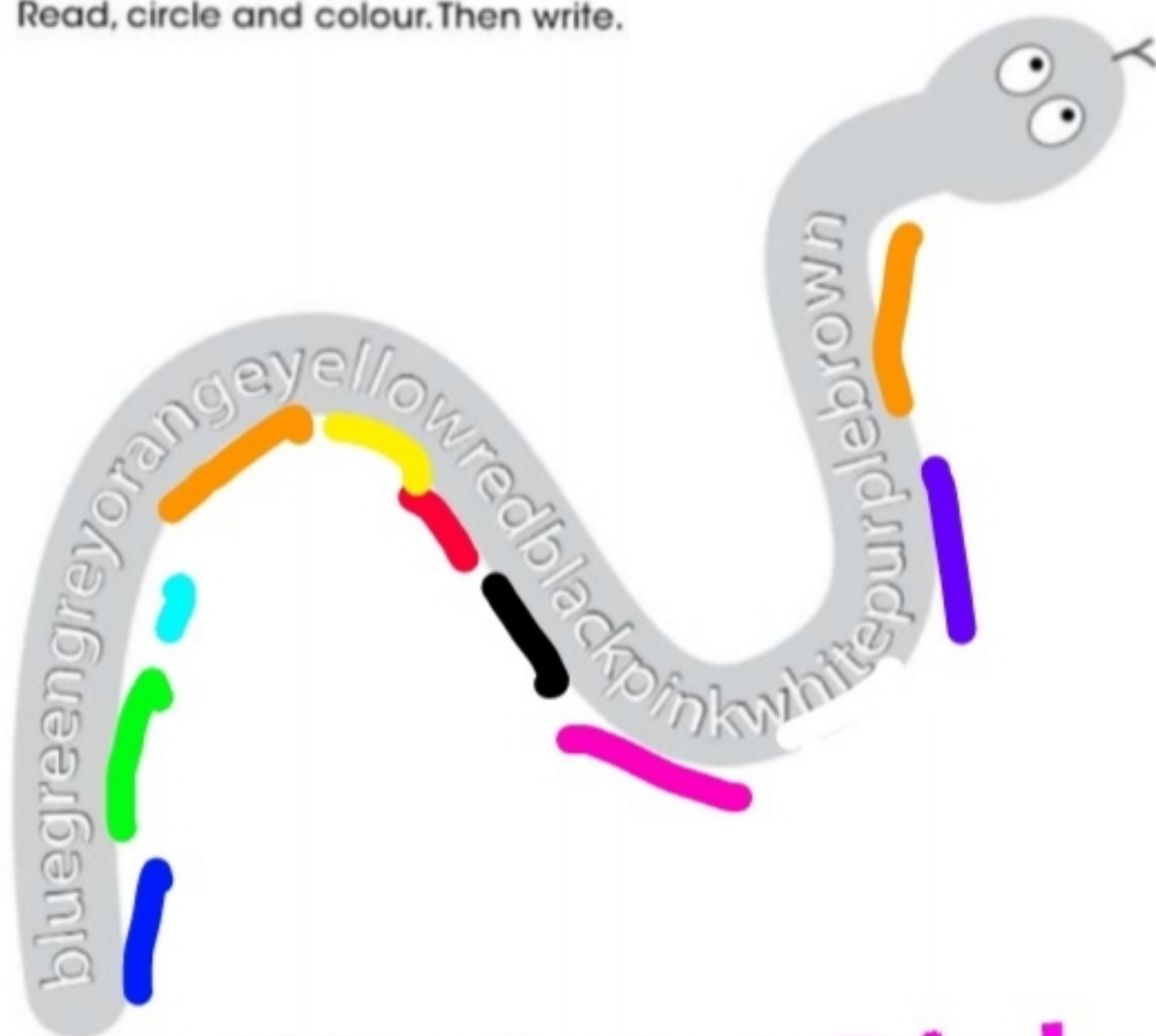
This is a diamond



This is a Square



3 Read, circle and colour. Then write.



My favourite colour is **Pink**



Lesson 16 My letters

1 Find and label the **th** words.



th

3

Three



Maths



Mouth



Fish



Teeth

71 2 Listen. Then add **th** to make the words.



Think




Thick



Thin



ba**th**



pa**th**

3 Choose one of the words and write a sentence.

The path is very long



Lesson 17 My English

72 1 Listen and write.

teeth maths chocolate chips
beach mouth chair three



chocolate



Teeth

3

three



Chair



Chips

$$2 + 2 = 4$$

Maths



Beach



Mouth

2 Look at Activity 1 and complete the lists.

th	ch
three	chocolate
Teeth	Beach
Maths	Chips

Mouth

Chair

3 Write. Answer the questions.

brown green
yellow white

1 What colour is chocolate? Chocolate is

Brown

2 What colour is cheese?

Yellow

3 What colour are teeth?

White

4 What colour are trees?

Green

4 Read, colour and say.

a red triangle

a blue heart


a black star

a grey rectangle

a green circle

a yellow diamond

a pink square



Lesson 18 My storytime



73 1 Listen and put the pictures in order.

1



5



6




2

3

4



- 2  Copy and fill in the missing words. Then act.

Zed and Hip went to the funfair.

They went round and round
on a roundabout.

They went down the big slide.

They went in and out
on the bumper cars.

They went up in the big wheel.

- 3 Write a sentence about your visit to a funfair.



Lesson 19 Goodbye



- 1 Write about these places.
Use *There is* and *There are* with the words in the box.

frisbees an ice cream van tree



It's summer at the beach. There are children.

There is an ice cream van

It's spring at the park. There is a **tree**

There are frisbees

2 What do you like? Write and draw.

Weather



I like

Cloudy

weather.

Seasons



I like

Winter

Places



I like the

beach

