

# General Revision

## Grad 2 term 2

---

2018-2019

*By : Fatima Saad*

## Writing part1

Look at the pictures.  
Write the name of the object on the lines under  
the picture.  
There are three missing letters in each word.  
There is one example.

Example:



b ean n



w \_ \_ \_ t



\_ \_ \_ \_



car \_ \_ \_ \_



tra \_ \_ \_ r



\_ \_ \_ etable



s \_ \_ \_ p



\_ \_ \_ \_ es



\_ \_ \_ \_

1

BY/FATIMA SAAD

2

## Writing

### Part 2

Complete the sentences by writing the missing word.  
There is one example.

1. **hen** ..... Lays eggs.



2. She is .....



3. He is .....apples.



4. Mum is .....






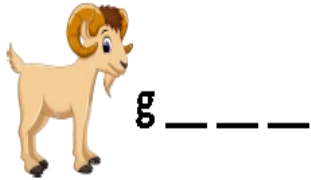

5. .... Is growing under the  
ground.



## Writing part1

Look at the pictures.  
Write the name of the object on the lines under  
the picture.  
There are three missing letters in each word.  
There is one example.

Example:



3

BY/FATIMA SAAD

4

## Writing

### Part 2

Complete the sentences by writing the missing word.  
There is one example.

driving

1. Farmer is ..... a tractor.



2. They are making .....



3. .... is growing above  
the ground.



4. We are ..... the wheat.



5. The plant is .....



## Writing

### يرجى مراجعة دورة حياة الدجاجة hen

Complete the sentences by writing the missing word.



First we .....  
the .....



These women are .....  
The wheat.



The wheat is now .....



Mix water and flour to have a  
bread dough.



Bake the dough in the oven to get  
delicious .....

### Animals sounds

Duck → Quack  
Cow → moo  
Horse → neigh  
Goat → baa  
Chicken → cluck

5

BY/FATIMA SAAD

## The life cycle of a bean



A farmer is planting a .....



The seed is .....



A bean is growing on the .....




There are seeds in the .....



The seed is becoming a .....

### Write the parts of the bean plant



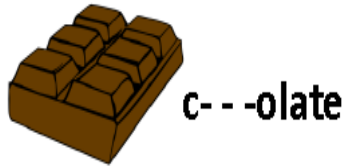
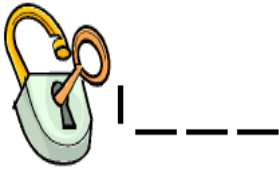


6

## Writing part1

Look at the pictures.  
Write the name of the object on the lines under  
the picture.  
There are three missing letters in each word.  
There is one example.

Example: s \_ \_ \_ ens \_ \_ \_ es



BY/FATIMA SAAD

## Writing

### Part 2

Complete the sentences by writing the missing word.  
There is one example.

1. The feather is **soft** .....



2. I like the smell of .....



3. The pineapple is round and .....



4. Watermelon taste .....



5. .... smells good.



8

## Writing part1

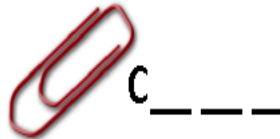

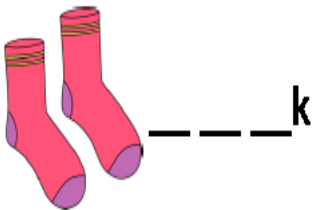
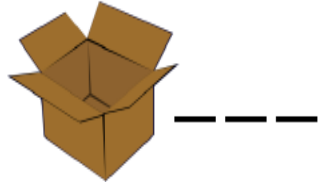

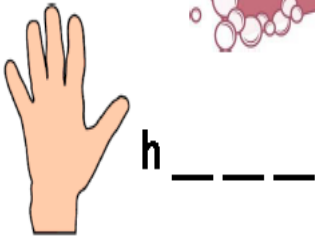
Look at the pictures.

Write the name of the object on the lines under the picture.

There are three missing letters in each word.

There is one example.

Example:



9

BY/FATIMA SAAD

10

## Writing

### Part 2

Complete the sentences by writing the missing word.  
There is one example.

1. Train sounds **loud** .....



2. .... Smells bad .



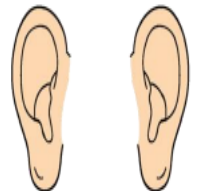
3. It feels .....



4. .... tastes salty.

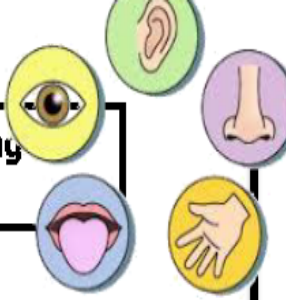


5. I can ..... with ears.



Complete the sentences by writing  
the missing word.

- ❖ I ..... with my eyes.
- ❖ I hear with my .....
- ❖ I smell with my .....
- ❖ I ..... with my mouth.
- ❖ I ..... Feel with my hand.



I can hear

loud

low

I feel

hard

soft

round



flat

smooth

rough



short

long

big

little



I can smell



Complete the sentences by writing  
the missing word.



Lemon tastes .....



popcorn tastes .....



watermelon tastes .....



coffee tastes .....



chocolate tastes .....

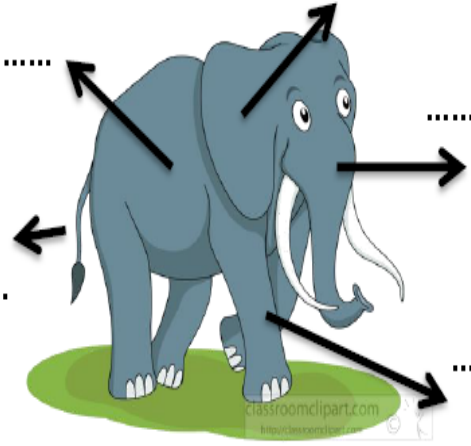


ice-cream tastes .....

13

BY/FATIMA SAAD

### Parts of the elephant



### Look and write:




14



## Writing part1

Look at the pictures.  
Write the name of the object on the lines under  
the picture.  
There are three missing letters in each word.  
There is one example.

Example:



15

BY/FATIMA SAAD

## Writing

### Part 2

Complete the sentences by writing the missing word.  
There is one example.

1. I like my **motorbike** .....



2. .... drives bus.



3. She is .....up mountain.



4. He is ..... when  
he gets in to the car.



5. ....boat rides on the  
water.

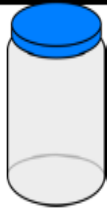


16

## Writing part1

Look at the pictures.  
Write the name of the object on the lines under  
the picture.  
There are three missing letters in each word.  
There is one example.

Example:



jar



nip



J



ep

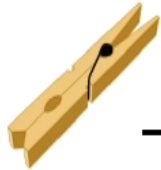


H

y



S



G



te

17

BY/FATIMA SAAD

## Writing

### Part 2

Complete the sentences by writing the missing word.  
There is one example.

1. He slides down a ..... **slide** .....



2. They ..... up the tree.



3. Boat is ..... down on  
water.



4. .... has two big wheels  
and two little wheels.



5. I have a .....



18

## Writing

Write the words:



.....



.....



.....

.....



.....



.....



.....



.....



.....

19

BY/FATIMA SAAD

Look and write:



Motor powered vehicles:



people powered vehicles:



20

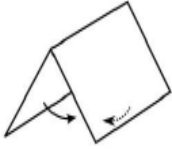
## Writing

Write the words:



.....

.....



.....



.....



.....



.....



.....

.....



deep

shallow

BY/FATIMA SAAD

## K & C words














## g words











