

Please copy these words in your notebook:

suitcase on wheels, life jacket, artificial leg, brush your teeth/hair, lay the table, laundry, homework, practise English  
(Lesson 4 )

GRADE 4

UNIT 5  
Inventions  
and  
Inventions

6

a) Give some reasons :

1. How useful are the wheels?

.....  
.....

2. Why Peter Markus invented the life jacket?

.....  
.....

3. Why Adeeb Al Baloushi invented the light artificial leg?

.....  
.....

b) Name the invention :

1. ....was invented because  
People want to listen to music while they are walking.

2. .... was invented because the  
people had to climb lots of stairs in tall buildings.

3. .... was invented because we  
can't write on the whiteboard with pencils.

Complete.

Mobile phone      heavy      wheel      carved      tyres

1-My father has new car. It has 4.....



2- I can't carry.....things.

3-.....was invented to carry heavy things.

4-The ancient chines.....the words into a wooden block.

5-I can send a text for my friends by my.....

Form sentences using used to.

I used to crawl.

.....

.....

When we use this inventions?

Tick ✓ the chart

inventions	Present	Past
Mobile phones		
Wooden blocks		
Computers		
Wheels		
Tyre		
Cars		

Please copy these words in your notebook:

wheel, carry, heavy, tyre, rubber, carve, print, press,  
(Lesson 2)



a) Listen and complete the sentences :

1. Wheels used to be made of ..... and metal.
2. Tyre is made of ..... filled with air.
3. Long ago people used to write all the books by .....
4. .... invented a way to copy text by carving words into a wooden block.

b) Answer the questions below:

1. What are the inventions around you?

.....  
.....

2. What is your favorite invention? Why?

.....  
.....

3. What are you going to invent? Why?

.....  
.....



Please copy this words in your notebook:

invention, inventor, invent, useful, silly, fun, neighbour, bouncing, scientist, science, painter, paint, painting, baker, bake, bakery, discovery, discover, discoverer, football, footballer (Lesson1 )



a) Complete the table :

Person	Verb	Noun
inventor		invention
	bake	bakery
	play music	
	make discoveries	
football player		
	studies science	
painter		
	take photographs	

b) Write sentences to describe those people :

1. A painter is a person who paint a painting.

2. A scientist .....

.....

3. A musician .....

.....

4. A discoverer .....

.....

5. A football player .....

.....

Please copy this words in your notebook:

discovery, invent, I think it's ... a good idea / a bad idea,  
because it is useful/silly/fun (Lesson 6 )

a) Write 5 things you have to do to be a  
good student:



1. *I have to study well.*

2. ....  
.....

3. ....  
.....

4. ....  
.....

5. ....  
.....

b) What is your opinion of these inventions:

\* *Car* → *I think it is* .....  
.....

\* *Glasses* .....  
.....

\* *Straw* .....  
.....

Please copy these words in your notebook:

a straw, a shape poem, unusual, crawl, a shell, to wind round something, to seal with (Lesson 5 )

GRADE 4

UNIT 5  
Inventors  
and  
Inventions

7

a) Write a paragraph about an invention you want to invent answer these questions in your paragraph :

- *What is your invention?*
- *How does it look like?*
- *Why you want to invent it?*
- *How is it going to help you?*
- *Is it going to be useful?*



Please copy these words your notebook:

mobile phone, cot, nappy, make, a mess, crawl, pushchair  
(Lesson 3)

GRADE 4

UNIT 5  
Verbs and  
Inventions

5

a) Write the things you used to do when you were a baby:

1. I used to sleep in a cot. Now I sleep in a bed.

2. I used to .....  
Now I .....

3. ....  
.....

4. ....

b) Name these pictures :



1. ....

2. ....

3. ....

4. ....

5. ....



Please copy this words in your notebook:

boring, view, sky, fly, sound, wonderful, machine, dishes, robot, square (Lesson10 )

GRADE 4


UNIT 5  
Inventors  
and  
Inventions

PAGE 12

a) Read and match:



view  
machine  
sound  
robot  
dishes



b) Read and match:

boring ○

sky ○

wonderful ○

view ○

interesting ○

○ very good

○ fun

○ not interesting

○ space above the Earth

○ what you can see



Please copy this words in your notebook:

microwave oven, Velcro, inventor, microscope (Lesson 11 )

GRADE 4

UNIT 5  
Inventors  
and  
Inventions

13


a) Write a paragraph about your dream house:

- *What is special about your house?*
- *How does your bedroom look like?*
- *Do you have unusual room?*
- *Do you have robot? What does it do?*

Please copy this words in your notebook:

bedroom, flying room, tall, short, best, wonderful (Lesson 8-9)

a) Read your learner's book page 86-87 and answer the questions below:



1. What is the name of the boy? .....

2. Where is the boy? .....

3. The boy was with whom? .....

4. Did he like the new house? Why? .....

5. In his dream house, he has a robot machine that can do what? .....

6. Where is his room? .....

7. How does his room look like? .....

8. What other rooms he has in his dream house? .....

Please copy this words in your notebook:

container, backpack, cup, glass, pencil case, wardrobe,  
cupboard, car boot, rubbish bin (Lesson 7 )

GRADE 4

UNIT 5  
Inventors  
and  
Inventions

9

a) Write what can you put inside each  
container.

1. glass → I can put .....in the glass.

2. backpack → .....

3. cup → .....

4. pencil case → .....

5. rubbish bin → .....

6. wardrobe → .....

7. cupboard → .....

8. car boot → .....

b) Read and match:



car boot  
cupboard  
pencil case  
cup  
backpack  
glass  
wardrobe





Please copy this words in your notebook:

There are many kinds of dinosaurs. different/ size/ run fast/ eat meat/ eat plants/ kill/ tail/ could/ couldn't  
(Lesson2 )



a) Read each answer, then write a question to go with the answers:

1. Yes, it could. This dinosaur could run very fast.

.....  
.....

2. No, it couldn't. This dinosaur couldn't use its tail as a weapon.

.....  
.....

3. No, it couldn't. This dinosaur couldn't climb the trees.

.....  
.....

4. Yes, it could. This dinosaur could swim.

.....  
.....

5. No, it couldn't. This dinosaur couldn't make sounds.

.....  
.....

Please copy this words in your notebook:

Millions of years ago dinosaurs lived on the Earth/  
thousand/ meat / laid eggs/ fossil (Lesson1 )



7. a) Read the underlined words then ask the  
abrobreiate questions: :

1. The dinosaurs lived on Earth.

.....  
.....

2. Dinosaurs lived on Earth millions of years ago.

.....  
.....

1. b) Write 3 facts about donosaurs:

1. ....  
.....

2. ....  
.....

3. ....  
.....

# Unit 6 : Dinosaurs ( 2 )

sharp	حاد
scaly	حشفي
heavy	ثقيل
fast	سريع
slow	بطيء
strong	قوي
loud	عالي
quiet	هادئ
soft	ناعم
big	كبير
small	صغير
scary	مخيف
noisy	مزعج
wet	رطب
old	قديم
hungry	جائع
dry	جاف

shake	رجة
start	إبدأ
learn	درس
born	ولد
speak	يحدث
lose	يخسر
touch	المس
hide	أخفى
click	كبس
icon	أيقونة
computer	كمبيوتر





# Unit 6 : Dinosaurs ( 1 )

years ago	منذ سنوات
thousand	ألف
million	مليون
dinosaurs	ديناصور
lay eggs	يضع البيض
run fast	يجري بسرعة
eat plants	يأكل الأعشاب
herbivore	حيوان نباتي
carnivore	حيوان آكل للحوم
footprint	آثار الأقدام
warm-blooded	ذوات الدم الحار
cold-blooded	ذوات الدم البارد
bite	عضة
feather	ريش
poisonous	سام
dangerous	خطر
fortunately,	لحسن الحظ
unfortunately	لسوء الحظ

fossil	احفورة
tail	ذيل
weapon	سلاح
spikes	أشواك
teeth	أسنان
meat	لحم
kill	يقتل
horn	
beak	منقار
claw	مخالب
skin	جلد
scientist	عالم
leaves	أوراق
knife	سكين
fork	شوكة
climb	تسلق



Please copy these words in your notebook:

climb- cold blooded- warm blooded- scaly skin-  
feathers- teeth- knife and fork (Lesson 8 )

a) Re-order the question:

1. *could / fly / T-rex*

.....

2. *diplodocus/ could/ meat/ eat*

.....

3. *eat /plants/ could/ diplodocus.*


.....

b) Write questions about Triceratops:  
( use could )

1. ....

2. ....

3. ....



Please copy these words in your notebook:

heavy X light - fast X slow - strong X weak - loud X quiet -  
big X small - wet X dry - old X young - dangerous- scary-  
noisy- hungry- lovely - green- blue

(Lesson 5 ) as ...adj ...as



a) Read and write the numbers :





Please copy these words in your notebook:

warm-blooded, cold-blooded, to bite, feathers, to climb,  
poisonous, fossil, scaly, skin (Lesson 7)



a) Complete the text using the words below :

warm- blooded / huge/ feather/ climbed/bites/scaly

1- Some dinosaurs.....trees.

2- Some dinosaurs had poisonous .....

3- People in Argentina found a .....  
dinosaur that was 35 to 40 meters long.

4- Most dinosaurs were .....

5- Some dinosaurs had.....skin.

feather- fossils - ago - laid - lived - ate

Dinosaurs.....millions years .....

Some dinosaurs..... plants and some  
dinosaurs ate meat. Dinosaurs .....eggs.


Scientists learn about dinosaurs by studying dinosaur

.....



Please copy this words in your notebook:

It had long tail, sharp spikes, strong horn, sharp teeth, and claws. / beak/ carnivore/ herbivore/ weapon (Lesson3 )

a) Read and write the numbers :



1. horn
2. spikes
3. footprint
4. beak
5. tail
6. teeth



a) look at this dinosaur then write about it :



.....

.....

.....

.....

.....

Please copy these words in your notebook:

wrote- gave- read- said- ate- caught- told- code-  
message- messenger- secret- (Lesson 4)

GRADE 4

UNIT 7  
Puzzles  
and  
Codes

30

a. Read your LB page 116 then answer :

1. In ancient time, why did people write messages and send it by messengers?

.....  
.....

2. How did the messengers send the messages?

.....  
.....

3. How did the important people write their messages?.....

.....

b. Look at the code in your book then Decode this secret message:

1. LBH NER GUR ORFG FGHQRAG

.....

2. RATYVFU.....

3. Now write your own message with code.

.....

4. Your message without code. ....

M	Z
L	Y
K	X
J	W
I	V
H	U
G	T
F	S
E	R
D	Q
C	P
B	O
A	N



Please copy these words in your notebook:

plate- cup- knife- spoon- fork- napkin - me- them- him- her (Lesson3)

GRADE 4

UNIT 7  
Puzzles  
and  
Codes

29

a. Use ( him/ her/ them/ me) :

1. My sister wants a napkin. I will give it to.....
2. Ali would like to have a sandwich. Please give it to.....
3. They would like to have some fruit. Please give it to.....
4. Give.....my marker please.

b. Write the past tense :

Present	Past
write	
tell	
say	
am- is	
has-have	
do	
go	
see	
make	
eat	

Please copy these words in your notebook:

Between- next to- opposite- burger- chicken- drink-  
fruit- salad- sweetcorn (Lesson2)

GRADE 4

UNIT 7  
Puzzles  
and  
Codes

28

a. Look at this table and write where they are sitting :

Ali	Mohammed	Khaled
Jasem	Hamad	Salem

1. Hamad is sitting ..... Mohammed.
2. Mohammed is sitting .....Ali and Khaled.
3. Kaled is sitting ..... Mohammed.
4. Where is Jasem sitting?  
.....
5. Where is Salem sitting?  
.....

Please copy these sentences in your notebook:

It is a big flower with yellow center and stripes.

It is a bug without spots. (Lesson1 )

GRADE 4

UNIT 7  
Puzzles  
and  
Codes

27

a. Read and circle:

1. A big flower with strips.



2. A bug with spots and without wings.



3. A flower without strips.





4. A bug with wings and spots.



b. Read and draw:

1. Draw a big purple flower with yellow strips and orange center, also with a bug on it.

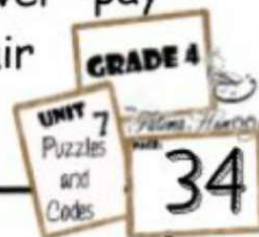
2. Draw a small green bug without wings.





Please copy these words in your notebook:

expensive- delicious- hungry- tired- enjoy- clever- pay-  
coins- rich- poor- problem- solution- fair- unfair  
(Lesson 10)



a. Complete the sentences:

whispers - strange - bravely - outside- tossed - waves

1. I don't speak with.....people.
2. When my friend ..... I can't hear him.
3. Superman fought.....against his enemy.
4. I ..... the rubbish in the rubbish bin.
5. I like to walk .....the house.
6. I can see the.....in the sea.

b. Read LB page 124 then answer

1. What did the poor man smell?

.....  
2. What did the owner of the restaurant do?

.....  
3. Why did the owner want the poor man to pay?

.....  
4. If you are the owner, what will you do?

.....  
5. Do you like to help poor people?

Please copy these words in your notebook:

strange- whisper- bravely- outside- tossed- wild- waves-  
storm (Lesson9)

GRADE 4

UNIT 7  
Puzzles  
and  
Codes

33

c. Read the poem in your LB page 123:

1. What can you see in first picture?

.....

2. What can you see in the second picture?

.....

3. Can you find questions in this poem?

.....

4. How many lines are there in each section?

.....

5. Find the words that rhyme with " night":

.....

6. Find the words that start with "w" :

.....

7. What is " like a kite" in the poem?

.....

8. What brave thing you have done?

.....

Please copy these words in your notebook:

climbed- played- stayed awake- touched- visited - been-  
heard- ridden- seen- slept (Lesson 7-8)

GRADE 4

UNIT 7  
Puzzles  
and  
Codes

32

a. Re-order the sentence:

1. pink / A / small / flower

.....

2. four / yellow / robes / long

.....

3. Mouse / A / big / black

.....

4. Three / purple / cubes / big

.....

b. Use (him\her\them\me) to complete the sentences.

1. My parents want a sandwich. I will give it to.....

2. Ali would like to have napkin. Give it to.....

3. Sara would like spoon. Please give it to.....

4. Give.....my pen please .

c. Choose the correct answer:-

1. He ( has never gone - just gone - have never gone) out.

2. We ( hasn't - haven't - didn't ) finished it yet.

3. I ( haven't - hasn't - hadn't ) seen him since his arrival.

4. We ( lived - have lived - has lived) in Dubai for ten years.

5. We (have ridden -has ridden -had ridden) horses for three  
hours.

6. The train (have just -have - has-) left the station.



Please copy these words in your notebook:

lived- shouted- read- made- arrived- ate- caught- flew-  
gave- said- told- wrote (Lesson5)

GRADE 4

UNIT 7  
Puzzles  
and  
Codes

31

Read page 118 in your LB:

a. Choose the correct answer:

1. A rich man lived in .....  
(Abu Dhabi \Cairo\Qatar)
2. He wanted to eat.....  
(blueberry\strawberry\cherry)
3. He used a.....to fly to Antioch.  
(fish\pigeon\lion)
4. ....read a message.  
(servant\pigeon\rich man)
5. The rich man felt.....  
(sad\angry\happy)

b. Write ( True/ False)

1. The rich man ate the cherries.....
2. The servant flew to Antioch.....
3. 600 men arrived at the rich man's house.....

Please copy these words in your notebook:

heart- lungs- fist- breath- breathe- body- skin- bones-  
backbone- muscles- ribs- skull (Lesson1)


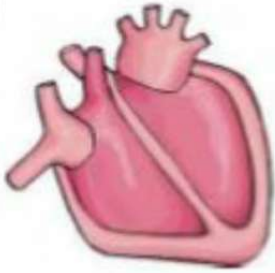
GRADE 4

UNIT 8

Our amazing body

PAGE 38

a. Read and match:



lungs

skull

backbone

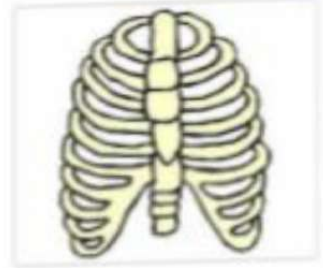
fist

breath

heart

ribs


muscles



# Unit 8 : Our amazing body ( 1 )

<i>grown-up</i>	بالغ
<i>shark</i>	قرش
<i>fingernail</i>	أصافر اليد
<i>toenail</i>	أصافر القدم
<i>the same speed</i>	بنفس السرعة
<i>the same time</i>	في نفس الوقت
<i>pump</i>	ضخ
<i>flow</i>	تدفق
<i>beat</i>	هزم/ ضرب
<i>asleep</i>	نائم
<i>awake</i>	مستيقظ
<i>a rabbit</i>	أرنب
<i>a mouse</i>	فأر
<i>a bat</i>	خفاش
<i>a human</i>	إنسان
<i>a whale</i>	حوت
<i>upset</i>	مكتئب/ منزعج
<i>forehead</i>	جبهه

<i>frown</i>	عبس
<i>grow</i>	يكبر
<i>join</i>	يربط
<i>lips</i>	شفاه
<i>taste</i>	طعم
<i>hear</i>	يسمع
<i>smell</i>	رائحة
<i>lick</i>	لعق
<i>listen</i>	استمع
<i>watch</i>	يشاهد
<i>sound</i>	صوت
<i>point</i>	أشار
<i>sniff</i>	شم
<i>chew</i>	يمضغ
<i>blink</i>	يرمش
<i>stroke</i>	ضربة





# Unit 8 : Our amazing body ( 1 )

heart	قلب
lungs	رئة
anything	أي شيء
breath(n)	نفس
breathe(v)	تنفس
body	جسم
course	تدريب
bones	عظام
sight	بصر
tummy	بطن
mammal	الثدييات
healthy	صحي
exercise	تمارين
ice pack	صندوق الثلج
Rider	راكب
disappears	تختفي

throat	حنجرة
finger	إصبع
hand	يد
thumb	إبهام اليد
head	رأس
elbow	كوع
visit	يزور
plaster	ضمادة
skull	جمجمة
saddle	سرج
strong	قوي

fist	قبضة
skin	بشرة
ribs	ضلع
arm	ذراع
knee	ركبة
line	سطر
seat	مقعد
heat	حرارة
tidy	رتب
ride	يركب

hooves	حوافر
reins	لجام
prize	جائزة
muscles	عضلات
sands	رمال

clean teeth	أسنان نظيفة	backbone	العمود الفقري
glass of water	كوب ماء		



Please copy these words in your notebook:

expensive- delicious- hungry- tired- enjoy- clever- pay-  
coins- rich- poor- problem- solution- fair- unfair  
(Lesson11)

GRADE 4

UNIT 7  
Puzzles  
and  
Codes

35

a. Read LB page 125 then answer

1. Who was Nasreddin?

.....

.....

2. Describe Nasreddin?

.....

.....

3. How did he solve the problem?

.....

.....

4. If you are Nasreddin, what will you do?

.....

.....

5. What do you learn from the story?

.....

.....