

# Unit 3

## Ready, steady, go!

Grade 3/.....

Name.....

Year 2016-2017



## عزيزني ولية الأمر :

هذه هي مذكرة الوحدة الثالثة من الكتاب فيها ست دروس ما عدى الدرس الخامس  
ف

هو محذوف من المقرر والدرس السادس سوف يكون مشروع .

## سوف نركز في هذه الوحدة على :

1- أعضاء جسم الإنسان

2- الحركات التي يفعلها في جسمه مثال :

Wiggle my fingers / touch your nose/ nod your head /  
tap your arm / hop on one foot / stand on toes /flap your arms

3- سوف يدرس الطالب عن الطيور وعن استخدامات all / most / some  
وسوف يعرف بعض الحقائق عن الطيور

4- سوف يدرس ويصف الأحاسيس

5- قاعدة المضارع المستمر وكيفية كتابة جمل في المضارع المستمر ب إضافة  
على الأفعال ing

## جدول الواجبات

الصفحات	التاريخ
1-2-3-4	10-11
5-6-7	13-11
8-9-10-11	14-11
12-13-14-15	15-11
16-17-18	16-11

الإملاء Dictation

سوف أرسل جدول الإملاء لاحقا

U3:

## Dictation



هذه الصفحة مخصصة للإملاء

## Lesson one

match:

1- arm

2- leg

3- foot

4- toes


5- head

6- finger

7- tummy


8- nose

9- hand



Lesson one


Fill in with your body parts :




## Lesson one

match:

1- Nod your head



2- Wave your hands



3- Flap your arms



4- hop on one foot



5- Stand on your toes



6- Touch your nose



7- Wiggle your fingers




8- Fall down



## Lesson one

Fill in :

1-..... yo



2-..... your hands



3- .....your arms



4- ..... on one foot



5- ..... your toes



6- .....your nose



7- ..... your  
fingers



8- .....down



Nod

Flap

Wave

Wiggle

Touch

Fall

Hop

Stand



Unit 3  
Lesson 1

Vocabulary

Copy & read

Arm

Leg

foot

**Unit 3**  
**Lesson 1**

**Vocabulary**

**Copy & read**

hand

finger

nose

**Unit 3**  
**Lesson 1**

**Vocabulary**

**Copy & read**

Toes

head

hop

## Lesson two

Fill in with :

All  
Most  
Some

1-..... birds have feathers.

2- ..... birds lay eggs.

3- .....birds build nests .

4-.....birds cant fly .

Guess the name of the bird :



1- This is bird cant fly but it can run very fast  
.....

2- This is bird cant fly but it can swim very fast .  
.....

Write about a penguin . What can it do . What cant it do :

.....

.....

Lesson two


Fill in with the name of the bird :

- 1-..... bird has the smallest egg.
- 2- ..... bird has the biggest egg.
- 3- .....don't build nest .

Humming birds      penguins      ostrich

match:

- 1- Humming bird has the smallest egg
- 2-Ostrich has the biggest egg
- 3-Penguin don't build nests
- 3- All birds has feathers
- 4- All birds lay eggs



# Unit 3

## Lesson 2

### Vocabulary

Copy & read



Ostrich

penguin 

Humming bird



Unit 3  
Lesson 2


Vocabulary

Copy & read



feathers

duck



swan

## Lesson three

match:

1- scared



2- unhappy



3- cross

4- puzzled



5- hungry

6- excited

7- tired




8- surprised






## Lesson three


Draw how are you feeling




unhappy



scared



excited



Surprised

## Match :

1-If you are happy and you know it

Say, “ lets eat”

2- If you are hungry and you know it

Clap your hand

3- If you are scared and you know it

You can sleep

4- If you are tired and you know it

You can scream

5- If you are unhappy and you know it

You can cry

Unit 3  
Lesson 3

Vocabulary

Copy & read



unhappy

excited



hungry

Unit 3  
Lesson 3

Vocabulary

Copy & read



scared



tired



cross

Unit 3  
Lesson 3

Vocabulary

Copy & read



Surprised



Puzzled

## Lesson four

What are they doing ?

write a sentence for each picture .

Use : **He is , She is , They are**

wave  
run  
drive a car  
clap



قاعدة المضارع المستمر  
نضيف دائما على الأفعال  
ing



.....

.....

.....

.....



.....

.....



.....

.....

## Lesson four

What is Ali doing ?



.....

.....

What is Mona doing ?



.....

.....

Write a sentence about an activity you like .

.....

Write a sentence about an activity you **don't** like .

.....