

المملكة العربية السعودية
Kingdom of Saudi Arabia

رؤية
2030
المملكة العربية السعودية
KINGDOM OF SAUDI ARABIA



وزارة التعليم
Ministry of Education

Student's Book and Workbook
كتاب الطالب والتمارين

Get Ready

Elementary Stage
Fifth Elementary Grade
First Semester

المرحلة الابتدائية
الصف الخامس الابتدائي
الفصل الدراسي الأول

3

طبعة ١٤٣٩ / ١٤٤٠ هـ 2018 / 2019 Edition

Rubric Glossary

Because of their importance in the learning experience, these rubric words have been translated into Arabic for the use of pupils and parents.

Answer أجب

Ask أسأل

Check افحص

Circle ضع دائرة حول

Colour لَوْنُ

Complete أكمل

Copy انسخ

Count عُدَّ

Cover غَطَّ

Do نفَّذَ - افعل

Draw ارسم

Find جد

Join ألحق

Listen استمع

Look انظر

Match طابق

Read اقرأ

Say قل

Trace تتبّع

Write اكتب



Stand up



Sit down



Open your books



Listen



Look



Find



Say



Write



Quiet

Contents

Student's Book Units	Page	Workbook Units	Page
Welcome	4		
1 Greetings	6	1 Greetings	59
2 My family	10	2 My family	62
Revision 1	14	Revision 1	65
Saudi Stars 1	16		
3 Good morning!	18	3 Good morning!	67
4 My clothes	22	4 My clothes	70
Revision 2	26	Revision 2	73
Saudi Stars 2	28		
Progress Check 1	30		
5 Tom's house	32	5 Tom's house	75
6 My classroom	36	6 My classroom	78
Revision 3	40	Revision 3	81
Saudi Stars 3	42		
7 My favourite subject	44	7 My favourite subject	83
8 The weather today	48	8 The weather today	86
Revision 4	52	<i>Picture dictionary</i>	91
Saudi Stars 4	54		
Progress Check 2	56		

Welcome

Saudi Arabia

I'm Ali. This is my family.



Ali

My name is Mohammed.



Mohammed

Hi. I'm Majid.



Majid

Good morning.



Fatimah

Hello.



Sarah

How are you?



Yasser

I'm from Saudi Arabia.



Abdullah

I'm 13.



Nader

England

What's your name?



Peter

I'm from England.



Tom

Do you like English?



Mary

This is my family.



Helen

She's my sister.



Anna

How old are you?



Badriah

Where are you from?



Aunt Maha

Are you from Saudi Arabia?



Aseel

1


Greetings


Lesson Link





www.iem.edu.sa

Lesson 1

1 Listen and find. Listen and read.  



2 Listen and say in pairs.  

Hi, _____ Ali. What's your name?


My _____ Tom.

Hi, Tom. How _____ ?


I'm fine, _____.

6

- 1 **Listening; speaking:** practise formulaic language: greetings
- 2 **Listening; speaking; writing:** say and write greetings practising vocabulary

3 Listen and match. 

are thanks name My you



4 Read and say in pairs. 

Hi. How are you?

I'm fine, thanks. How are you?

Phrase bank
I'm ... What's your name?
I'm fine, thanks. How are you?



3 Listening; reading: follow and complete a short text
4 Listening; reading; speaking: practise formulaic language: greetings

Lesson 2

Lesson Link




www.ien.edu.





1 Listen and say.  








Saudi Values

Greetings: say hello, introduce yourself and ask how someone is.






2 Listen and number. Read and say.    

Hi! _____.

9     

I'm Ali. I'm Sarah. I'm Helen. I'm Tom. I'm Majid.

3 Read, write and say.   

How fine you name I'm thanks My



Hi, I'm Sarah. What's your _____?

_____ name's Helen. How are _____?

I'm fine, _____. _____ are you?

I'm _____, thanks.



Phonics 

4a Look, listen and say.  



i / i_e



oo

Grammar Focus 

I'm / your / you

_____ Tom. What's _____ name?

How are _____?

_____ fine, thanks.

4b Listen and match.  

i / i_e oo



2

My family

Lesson Link



www.iien.edu.sa

Listen!

Some things cannot be counted, like tea or juice.


we call them

uncountable nouns

Lesson 1

1 Listen and find.

This is my family.
This is my cousin.
His name is Nader.



He's 13. How old are you, Tom?

How old is he?

I'm 10.



2 Read and complete.


This is my cousin. His _____ is Nader.



How old is he?

He's _____. How _____ are you, Tom?

_____ 10.

3 Listen and say.  



4 Read and say in pairs.  

How old are you?

I'm _____.

She's _____.

How old is she?

Phrase bank

How old are you?

How old is he / she?

Lesson 2

Lesson Link



www.iien.edu.sa

1 Read and match.



father grandfather brother uncle cousin



A family tree
Who is in your family?



2 Read and complete.





f a t h e r

u _____

g _____ f _____

c _____

b _____

3 Listen and number. Read and say.    



This is my grandmother.

1



This is Tom's family.



This is my uncle.



This is my mother.



This is my sister.



These are my cousins.



This is my father.



This is my aunt.



This is my brother.



This is my grandfather.

Grammar Focus 

This is / These are



_____ my uncle.



_____ my brother.



_____ my cousins.

Phonics 




4a Look, listen and say.  



u




o / o_e

4b Listen and tick ✓. Say the words.   

1



trousers —



yo-yo —

2



brother —



aunt —

3 **Listening; speaking; reading:** understand short texts with visual support
 4 **Phonics 4a and 4b:** recognise and produce the sounds /ʌ/ and /əʊ:/ and link them to the spellings *u* and *o_e*:

Revision 1

Lesson Link



www.iem.edu.sa

1 Read, listen and number.



Hello. How are you?



Hi. What's your name?



Hi. What's your name?



2 Write and say.



Hi. I'm Majid. _____?

name What's your

Tom name's My



Hi Tom. _____?

you How are


_____, _____.

fine thanks I'm

3 Read and write. Say.



My name's Helen. I'm fine, thanks. How are you? What's your name?



Helen

Maha

Helen: Hello, good morning.

Maha: Hi. _____

Helen: _____

Maha: I'm Maha. How are you?

Helen: I'm fine, thanks. _____

Maha: _____

4 Write. 




1 This is my _____.
_____ name is Helen.



2 This _____ my _____.
_____ is Majid.

5 Write and match. 



- 1 This is my grandmother. b
- 2 _____ are my cousins. ___ and ___
- 3 This _____ my grandfather. ___
- 4 How _____ is he? He's 14. ___
- 5 _____ old is she? She's 12. ___
- 6 This is _____ aunt. ___
- 7 _____ is my uncle. ___

Phonics 

6 Match. 

o / o_e	u	brother
		nine
oo	i / i_e	moon
		thobe

SAUDI STARS 1

Lesson Link





www.iem.edu.sa

1 Read and find. Write.



his sister his father his grandmother his grandfather



Chant

2 Listen. Read and say.



Hello, good morning.

Hi, good afternoon.

How are you?

How are you?

I'm fine, thanks.

I'm fine, thanks.

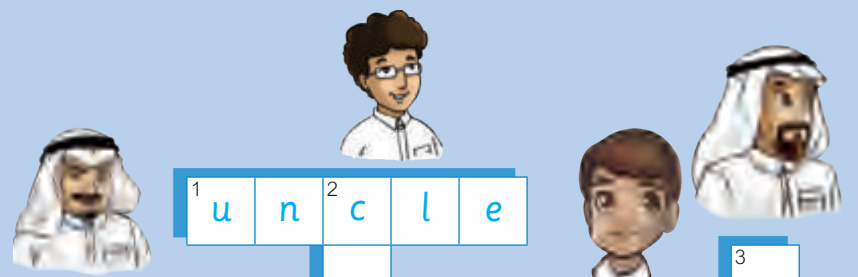
How about you?

How about you?

3 Write. 



This is my family!



1 u n c l e

4



5

3

6

7

Project

4 Draw and write.  

Example

This is my father.

His name is Abdullah.

mother father brother sister aunt
uncle cousin grandmother grandfather







1 This is my _____

2 _____



Lesson 1

1 Listen and find. 2 Listen, point and say.  

a lemon



tea





an orange







an egg



a glass of orange juice

3 Listen and say.  





4 Listen and find. Read and match.   

- a a cup of tea b a bowl of oranges
c a glass of orange juice d a lemon e an egg



Phrase bank

What's this in English?
Is it a/an ...?

5 Read in pairs. Ask and answer.  



- 3 **Listening; speaking:** understand and repeat questions and answers
4 **Reading; listening:** understand a short simple text with visual support
5 **Reading; speaking:** ask and answer short simple questions

Lesson 2

1 Read and match. Say.



It is important to eat healthy food.
What do you have for breakfast?

a a lemon b a cup of tea c an orange
d an egg e a glass of orange juice

What's number 5?

1



2



3



4



5



2 Read and draw. Write.



Draw 15 oranges.

Draw 11 glasses of juice.

3 Read and say in pairs.



What's this in English?



It's a lemon.




It's an egg.





It's a cup of tea.


It's


4 Read and write.  

1  It's a glass of j u i c e.

2  It's a _____.


3  It's a cup of _____.


4  It's an _____.


5  It's an _____.

Grammar Focus

It's a / It's an

 It's _____.


 It's _____.

 It's _____.

Phonics

5a Look, listen and say.  

3  ea / ee e

5b Listen and match.  

ea / ee e

4 My clothes

Lesson Link




www.ien.edu.sa

Lesson 1

1 Listen and find.

Let's play a game! I spy something with the sound b.

I know! It's a blue skirt!



It's my blouse. I'm wearing a white blouse.

No, it's a black ball.




2 Listen, read and match.



 black blue brown green grey orange purple red white yellow

3 Listen and find. Listen and say.  



4 Read, listen and number.   



Phrase bank

What's this colour
in English?

That's

3 **Listening; speaking:** follow a short simple text while listening to audio recording

4 **Listening; writing:** understand short simple text with visual support

Lesson 2

Lesson Link






www.iem.edu.sa

1 Listen and find. Match.  

purple white green red brown


Saudi Values

What do you wear?
 What's your favourite colour?
 What colour is your ...?
 What colour are your ...?

2 Read, complete and write.  

purple white red green brown

- 1 This is a green abaya.
- 2 This is a _____ thobe.
- 3 This is a _____ skirt.
- 4 This is a _____ shirt.
- 5 These are _____ shoes.

3 Listen and number. Listen and say.



This is a black skirt.



This is a white shirt.



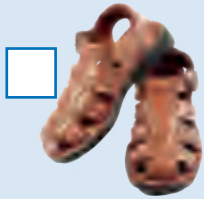
This is a white thobe.



This is a yellow dress.



This is a yellow scarf.



These are brown sandals.



This is a purple coat.



This is an orange T-shirt.

Grammar Focus

This is **an** _____
T-shirt.

These are _____
sandals.

4 Read and say with a partner.

What colour is the ...?

What colour are the ...?

The ... is

The ... are

Phonics ABC

5a Look, listen and say.



bl



gr

5b Listen and tick ✓. Say the words.

1



—



—

2



—



—

3 **Listening; reading:** understand short simple sentences about clothes

4 **Speaking:** ask and answer simple questions about clothes and colours

5 **Phonics 5a and 5b:** recognise and produce the sounds /b/ and /g/ and link them to the spellings *bl* and *gr*

Revision 2

Lesson Link





www.iem.edu.sa



1 Listen and point. Say.  

This is

These are ...



2 Read and match.  



1 What's this in English? _____
 It's an orange. c

2 Is this an orange? _____
 No, it isn't. It's a lemon. _____

3 Is this a glass of orange juice? _____
 Yes, it is. _____

4 Is this a glass of orange juice? _____
 No, it isn't. It's a cup of tea. _____

3 Listen and point. Then say and point.  



What are these in English?

What colour is this?

What's this in English?

What colour are these?

4 Read and write.  





Is this a scarf? 1 _____

Is this a skirt? 2 _____

What's this in English? 3 _____


What colour is it? 4 _____



  What are these in English? 5 _____

What colour are they? 6 _____

Phonics 

5 Listen and number.  

green _____ bed _____

tea _____ blue _____

3 **Listening; speaking:** understand and say short sentences
 4 **Reading; writing:** answer questions in English about clothes and colours
 5 **Phonics:** review the sounds /i:/, /e/, /b/ and /gr/ and link them to the spellings ee/ea, e, bl and gr

SAUDI STARS 2

Lesson Link



www.ien.edu.sa

1 Read and write. Say.



These are lemons.



These are oranges.



What's that?



It's an egg.




Don't move!



Thanks, Dad!

1 These are _____.

2 This is _____.



3 These _____.

4 This _____.

Chant

2 Listen. Read and say.

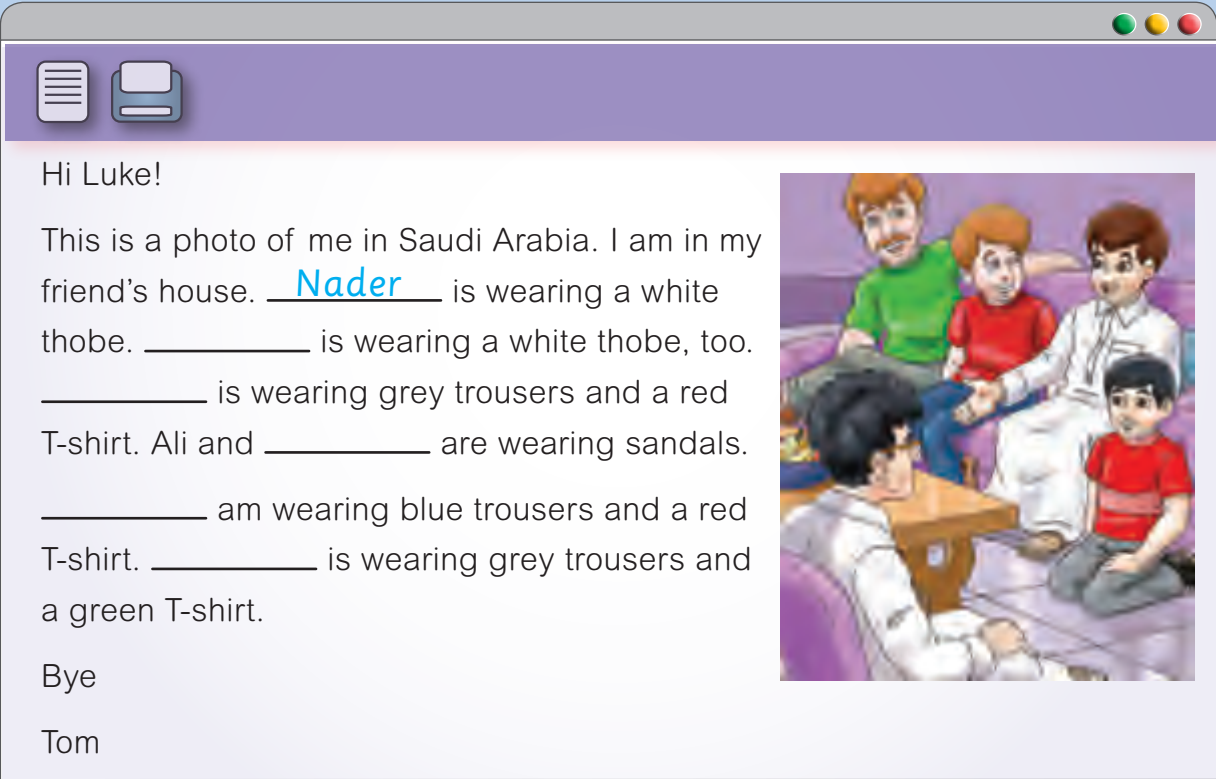


My little brother's shoes are blue.
His trousers are yellow, his T-shirt is yellow too.
His cap is red and his coat is grey.
Hi, little brother! How are you today?



3 Read and write. 

Ali My father Majid Nader I




Hi Luke!

This is a photo of me in Saudi Arabia. I am in my friend's house. Nader is wearing a white thobe. _____ is wearing a white thobe, too. _____ is wearing grey trousers and a red T-shirt. Ali and _____ are wearing sandals. _____ am wearing blue trousers and a red T-shirt. _____ is wearing grey trousers and a green T-shirt.

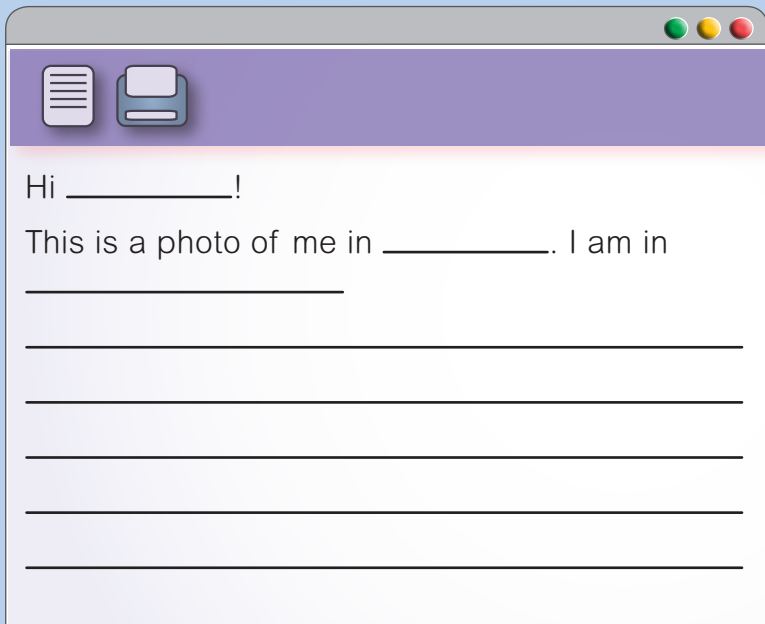
Bye

Tom




Project

4 Draw a picture of your house. Write an email to a friend in England. 



Hi _____!

This is a photo of me in _____. I am in _____



Progress Check 1

1 Read and write.




Hi. Good morning.
What's your name?

My _____ Jake.

How _____ you?

_____ fine, thanks.



How _____ are you?

_____ 10.

This _____ my brother.

How _____ is he?

_____ 7.

What's _____ name?

His _____ Majid.

$\frac{\quad}{10}$

2 Write questions and answers.



Zak / 11

1 What's his name? _____ His name is Zak. _____

How old is he? _____



Poppy / 15

2 _____

$\frac{\quad}{5}$

3 Write. 

1



2



3



4



5



6



1 This is a white cap.

2 These are _____ sandals.

3 This _____ a _____ dress.

4 These _____.

5 This _____.

6 These _____.

5

4 Read, complete and write answers.  



1 What are these in English?

2 They're T-shirts.

3 _____ colour are they?

4 _____.

5 What's _____ ?

6 _____.

7 What colour _____ it?



8 _____.



9 _____ this?

10 _____.

11 What _____ these?

12 _____.



10

Total


30




5 Tom's house



Lesson 1




1 Listen and find.




2 Listen and say.



3 Read. Listen and find.  

4 Read. Listen and say.   



5 Read and say in pairs.  

door



Phrase bank

Is this your ...?

No, it's my


This is my



kitchen



window



house

- 3 **Listening; reading:** understand short simple texts with visual support
 4 **Listening; speaking:** identify items in a house and respond to simple questions
 5 **Reading; speaking:** produce short simple sentences about objects and places


Lesson 2



1 Read and match. Write. Listen and say.



chair desk bed lamp rug books



This is a _____.




This is a _____.



These are _____.



This is a _____.



This is a _____.



This is a _____.

2 Read and say in pairs.






Is this your lamp?



No, it isn't.

It's my mother and father's lamp.

It's their lamp.




3 Read. Listen and number.   



This is the l_____ room. This is the k_____.

These are b_____s.



This is a ch_____. This is a g_____.

Grammar Focus

This is / These are
 _____ a chair.
 _____ chairs.

Phonics 

4a Look, listen and say.  



ch



sh




Saudi Values

Draw a picture of your bedroom.

4b Listen and match.  

ch sh



6

My classroom

Lesson Link



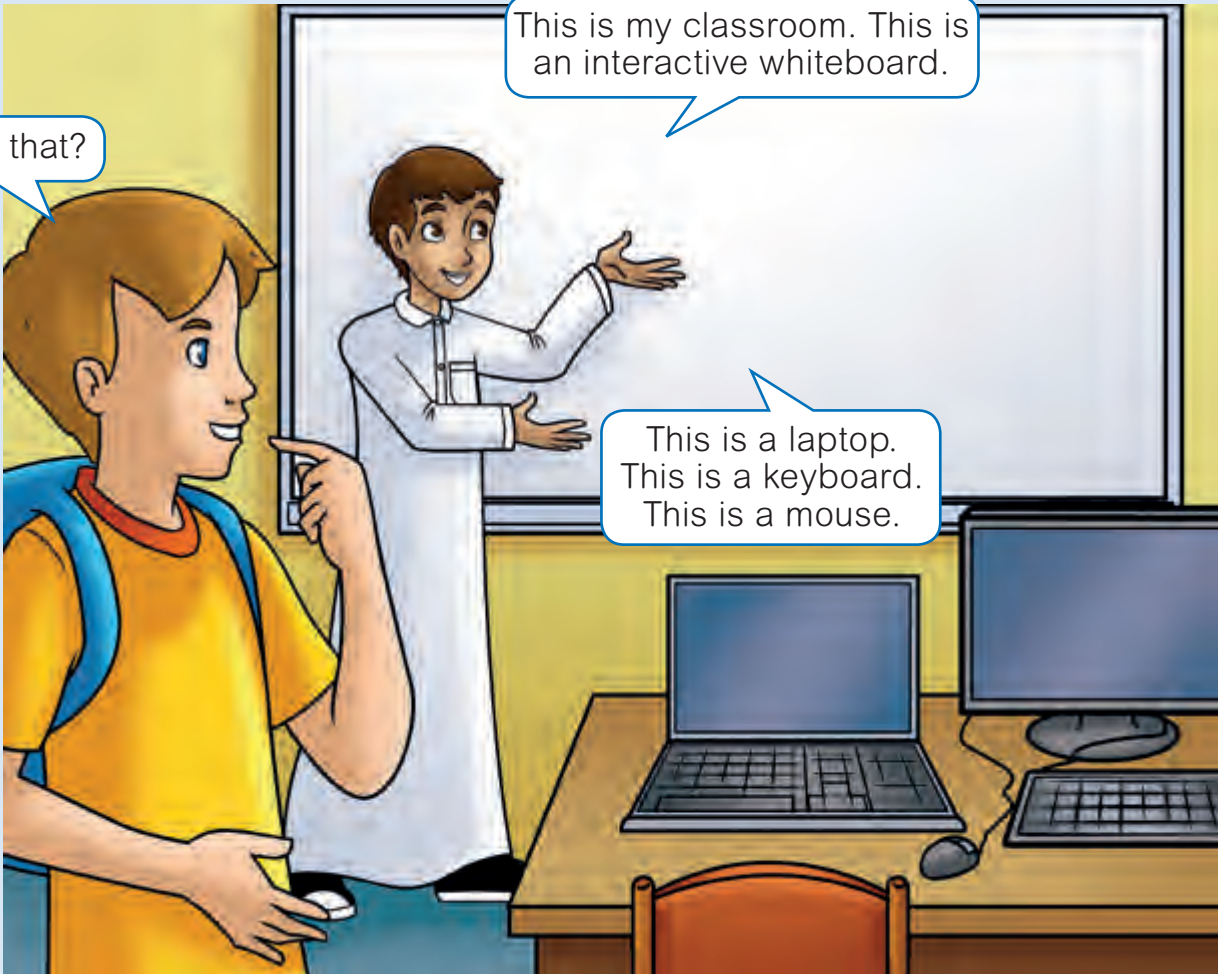
www.ien.edu.sa

Lesson 1

1 Read. Listen and find.



What's that?



This is my classroom. This is an interactive whiteboard.

This is a laptop. This is a keyboard. This is a mouse.

2 Listen and say.



This is an interactive whiteboard.



This is a computer.





This is a keyboard.



This is a mouse.



These are pupils.

3 Listen and find. Listen and say.  

Quiet






83
951

Be quiet!

This is ink.

This is a mouse.

These are numbers.

4 Read. Listen and say.   

Look!

Irregular plural nouns need to be learned.

person people
mouse mice scarf
scarves

1 3 5 7 9 11 13 15 17 19
2 4 6 8 10 12 14 16 18 20

Class Register

1	Ali	11	Emad
2	Majid	12	Fadil
3	Sami	13	Faisal
4	Rajid	14	Ghanim
5	Fahim	15	Hamad
6	Gabir	16	Hassan
7	Hakim	17	Barakah
8	Riyad	18	Abdulaziz
9	Adel	19	Fawwaz
10	Asad		

How many pupils are there?

How many pencils are there?

There are 19 pupils.

There are five pencils.

Listen!

You can say where things are using words like
in, on, under, next to, between

Phrase bank

What's that?

How many ... are there?

3 **Listening; speaking:** listen and understand short simple sentences

4 **Reading; listening; speaking:** identify and name classroom objects. Ask questions with *How many ...?*

Lesson 2

Lesson Link



www.iem.edu.sa



Saudi Values

Classroom language
How do you spell that?
Sit down!

1 Read, match and complete.



a interactive whiteboard b mouse c keyboard
d computer e pupils f laptop



This is an _____.




This is a _____.



This is a _____.



These are _____.



This is a _____.



This is a _____.

2 Listen and answer.



3 Listen and number. Read and write.   




This is a _____.



This is a _____.



This is a _____.



This is a _____.




This is a _____.



This is a _____.



This is a _____.



This is an _____.



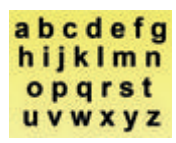
These are _____.

Phonics


4a Look, listen and say.  



w/wh



ph

4b Listen and match.  

w/wh ph



Grammar Focus

this / that



1 _____ chair. 2 _____ chair.

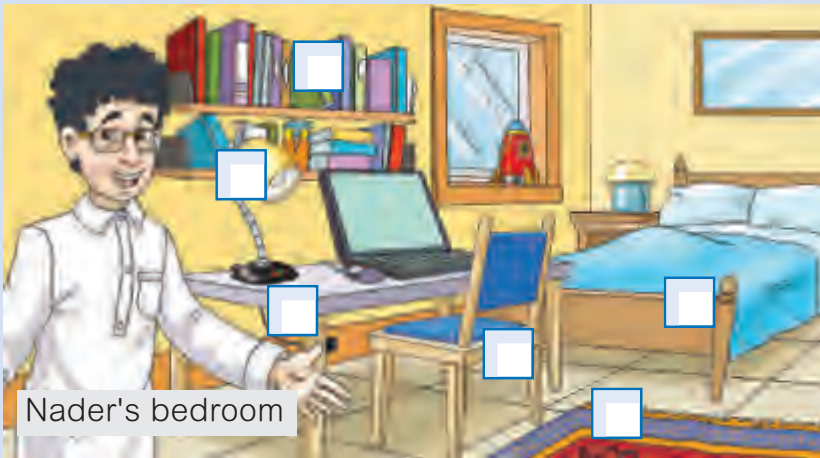
Revision 3

Lesson Link




www.iem.edu.sa


1 Listen and number.



Nader's bedroom



Nader's house



Nader's living room

2 Write.



1 Is this your chair?

Yes, it is.



2 _____ this _____ house?



3 _____ your living room?






4 _____ desk?



5 _____ ?



3 Ask and answer.



Is this his chair?

No, it isn't.

4 Write questions with *that* or *those*. Answer. 


1 What's that _____?
It's _____ a mouse.



2 _____?
 It's _____ interactive whiteboard.




3 _____?
 They _____ keyboards.



4 _____?
 _____ laptops.



5 Ask and answer. 



How many rugs are there?

What's that?

What are those?

Phonics 

6 Match. 

ch	w/wh	where	alphabet
sh	ph	teacher	she

4 Writing: write basic questions and answers
 5 Speaking: ask and answer questions
 6 Phonics: review the sounds /f/ and /tʃ/, /w/ and /f/ and link them to the spellings *sh*, *ch*, *w/wh* and *ph*

SAUDI STARS 3

Lesson Link



www.ien.edu.sa


1 Read. Write *this*, *that*, *these* or *those*.




This _____ is the computer room, Mum.




What's _____?




What are _____?



What are _____?



What's _____?



Help!



It's a computer mouse, Mum!



Chant

2 Listen. Read and say.



This is my house, it's very nice.
This is the living room. It's nice too.
This is a television, this is a lamp,
And this is my aunt. How are you?




3 Read and match. 




This is my bedroom. The bed is blue. My desk is grey. There are two rugs. They are orange. There are twenty books. There is a purple lamp.
It's bedroom _____.

Project

4 Write about your bedroom. Draw. 

My bedroom is ...

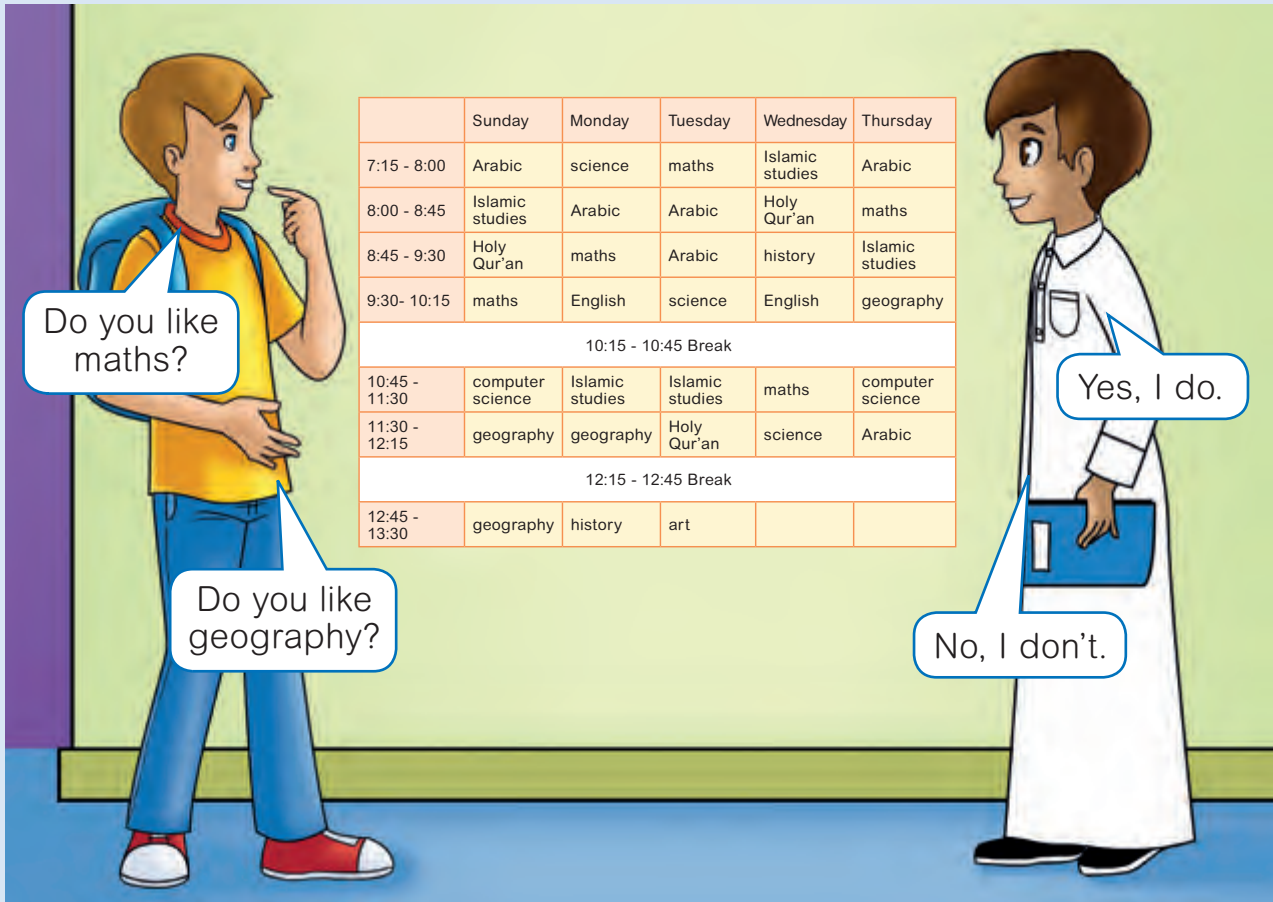




7 My favourite subject

Lesson 1

1 Read. Listen and find.  






	Sunday	Monday	Tuesday	Wednesday	Thursday
7:15 - 8:00	Arabic	science	maths	Islamic studies	Arabic
8:00 - 8:45	Islamic studies	Arabic	Arabic	Holy Qur'an	maths
8:45 - 9:30	Holy Qur'an	maths	Arabic	history	Islamic studies
9:30 - 10:15	maths	English	science	English	geography
10:15 - 10:45 Break					
10:45 - 11:30	computer science	Islamic studies	Islamic studies	maths	computer science
11:30 - 12:15	geography	geography	Holy Qur'an	science	Arabic
12:15 - 12:45 Break					
12:45 - 13:30	geography	history	art		



Do you like maths?



Yes, I do.


Do you like geography?

No, I don't.

2 Listen, tick (✓) or cross (✗). Listen and say.   

	maths	computer science	Arabic	sports	geography	Islamic studies
			✓			
						



3 Listen and match. Read and say.  



Phrase bank

What's your favourite subject?

Do you like science?

4 Listen and say.  

Do you like ...?



geography



maths



English



science

- 3 **Listening; speaking:** ask and respond to simple questions by saying *Yes, I do/No, I don't*
 4 **Listening; speaking:** practise asking questions about school subjects

Lesson 2

Lesson Link



www.ien.edu.sa

1 Read and write.




a Islamic studies **b** Arabic **c** maths **d** science
e geography **f** English **g** computer science **h** sports




This subject is

_____.




This subject is

_____.




This subject is

_____.




This subject is

_____.




This subject is

_____.




This subject is

_____.



This subject is


_____.



This subject is

_____.

2 Read and say in pairs.






What's your favourite subject?









I like computer science.

Do you like ...?

Yes, I do.

No, I don't.

3 Listen and read. Tick (✓) or cross (✗).   

	Islamic studies	science	maths	geography	English	sports	computer science	Arabic
								
Ali	✓							
Tom								

Phonics

4a Look, listen and say.  



st



cl

4b Listen and tick ✓. Say the words.   

1



—

2



—




—



—



—



—

Grammar Focus

do / don't

Do you like English?

✓ Yes, I _____.

✗ No, I _____.

Saudi Values







In _____ we learn about places.
What is the subject?

3 **Listening; reading:** understand basic information in dialogues between two speakers

4 **Phonics 4a and 4b:** recognise and produce the sounds /st/ and /k/ and link them to the spellings st and cl



Lesson 1

1 Listen and say.  2 Listen and number. Listen and say.   


rainy



sunny



cloudy



snowy



windy




hot



cold

3 Listen and find.



Listen!

Thank you!

You can hear Ali and Tom talk about what they do **on** each day. You can also use the word **at** to talk about time.

At 3 o'clock ...

4 Read and say in pairs.

What do you have on ... ?

I have ...

Phrase bank

How's the weather?

What do you have on ...?

Sunday	Monday	Tuesday	Wednesday	Thursday	Friday	Saturday
maths	geography test	computer science	sports	English	swimming club	Qur'an lesson

3 **Listening:** understand the main idea and basic information in dialogues

4 **Reading; speaking:** ask and answer questions about school



Lesson 2

1 Read and match.




a sunny b cold c rainy d snowy e hot f cloudy g windy



The weather is _____.



The weather is _____.



The weather is _____.




The weather is _____.



The weather is _____.



The weather is _____.



The weather is _____.

2 Listen and draw.



Saturday	Sunday	Monday	Tuesday	Wednesday	Thursday	Friday


3 Read and say in pairs.



How's the weather today?



It's hot and sunny.

4 Look. Complete and match. 

h_o_t

cl____dy

sun_____

s_____w_____

____ld

r____ny

____i____dy




Grammar Focus

have / have on

What do you _____
_____ Monday?

I _____ maths.

5 Listen and number. 

Saturday

Wednesday

Sunday

Thursday

Monday 1

Friday

Tuesday

Phonics 

6a Look, listen and say. 



ai



oo




Saudi Values

What's the weather
like on ...?

6b Listen and tick ✓. Say the words. 

1





8 _____

2









Revision 4

Lesson Link



www.ien.edu.sa

1 Listen and match.  



- science
- Arabic
- geography
- Islamic studies
- computer science
- English
- maths




2 Write. 



1 I like maths.




2 _____



3 _____




4 _____





5 _____






6 _____




7 _____













3 Write. Listen and match.  



a Monday
 b Tuesday
 c _____
 d _____
 e _____
 f _____
 g _____



4 Look and write. 

	Saturday	Sunday	Monday
England	 	 	 
Saudi Arabia	 	 	 

- It's _____. It's cold and snowy in England. It's hot and _____ in Saudi Arabia.
- It's Sunday. It's _____ and sunny in Saudi Arabia. It's cold and _____ in England.
- It's Monday. It's hot and _____ in Saudi Arabia. It's cold and _____ in England.

Phonics 

5 Listen and number.  

train _____ star _____
 class _____ book _____

3 Writing; listening: write high frequency words accurately and understand the main idea in short texts
 4 Reading; writing: complete short sentences about the weather
 5 Phonics: review the sounds /st/, /kl/, /eɪ/ and /u/ and link them to the spellings st, cl, ai and oo




SAUDI STARS 4

Lesson Link



www.ien.edu.sa

1 Read and circle.



What's your favourite subject?



- 1 maths
- 2 science
- 3 computer science
- 4 Arabic
- 5 sports



Chant

2 Listen. Read and say.

I like Friday, I like Saturday,
I like Sunday and Monday too.
I like Tuesday, I like Wednesday,
Do you like Thursday? Yes, I do!



3 Read and write. 




It's Tuesday. It's cold and windy. I have maths on Tuesday. My favourite class is maths. I have English and computer science on Tuesday. I like English. I don't like computer science.



I'm in my living room now. My friend Helen is on the computer. She's in Saudi Arabia. It's hot and sunny in Saudi Arabia. That's good!

- 1 Do you like English?
- 2 What day is it?
- 3 What do you have on Tuesday?
- 4 How's the weather in Saudi Arabia?
- 5 What's your favourite class?
- 6 Is it hot in England?



1 _____

2 _____

3 _____

4 _____



5 _____

6 _____

Project

4 Write and draw. 

- 1 Choose a day and a school subject.
- 2 Write about the day, the weather and your class.
- 3 Draw a picture of your class and the weather.



Progress Check 2

1 Complete.

1 S a t u r d a y

2 _ _ e d n _ _ s _ _ _ y

3 F _ _ _ d _ _ y

4 _ _ h _ _ r s _ _ a _ _

5 S _ _ _ d a y

6 T _ _ e s _ _ a _ _

7 _ _ o _ _ d _ _ y

6

2 Write. Use *this*, *that*, *these* and *those*.

1



These are chairs.

4



2



5



3



4

3 Read and circle.

1 What is _____?

2 How _____ lamps are there?

3 What are _____?

4 _____ this your book?

5 I _____ sports.

6 I _____ like computer science.

those / this / these

what / these / many

this / that / these

Am / Is / Are

am / don't / like

is / don't / am

5

المملكة العربية السعودية
Kingdom of Saudi Arabia



وزارة التعليم
Ministry of Education

Workbook
كتاب النشاط

Get Ready

3



مشروع الملك عبدالعزيز بن عبدالعزيز لتطوير التعليم العام
King Abdulrahman bin Abdulaziz Public Education Development Project

1 Greetings

My name's _____ .

1 Look and read. Match.

1



Hi, I'm Ali. What's your name?

2



Hi. My name's Tom.

3



Hi, I'm Sarah.

4




My name's Helen. What's your name?

2 Choose and write.

Hi your fine I'm name are

- 1 What's your name _____?
- 2 Hi, _____ Ali.
- 3 _____, I'm Tom.
- 4 What's _____ name?
- 5 How _____ you?
- 6 I'm _____, thanks.



3 Trace and copy.

1 2 3 4 5 6 7 8 9 10

1 _____

4 Read and complete.

d g h u n b e t r c q w a s f i j k m l v x y z o p

a _____ d _____

5 Find and circle. Write.

f	d	q	w	g	h	e
a	r	m	f	i	g	g
d	e	s	k	a	j	g
f	j	u	i	c	e	d
b	h	o	r	s	e	s
u	c	o	l	d	r	a
s	f	i	n	g	e	r

1 b u s

2 _____



3 _____



4 _____

5 _____



6 _____



8 _____



7 _____

6 Read and write.

thanks Helen you



Helen

I'm Helen. How
are _____?



Sarah

I'm fine, _____.

Phonics ABC

7a Circle the correct sound.

1



i/i_e oo

2



i/i_e oo

3



i/i_e oo

4



i/i_e oo

5



i/i_e oo

7b Match and write.

i/i_e oo

1 f i v e

2 t _ _

3 f _ n _

4 after n _ _ n

2 My family

My name's _____.

1 Write and match.

1 gr a nd m o th e r



2 g ___ a ___ d f a ___ h e ___



3 m ___ t h e ___

4 ___ a t h ___ r

5 b ___ o ___ h ___ r

6 s ___ t e ___



2 Trace and copy. Answer.

11 12 13 14 15 16 17 18 19 20

11 _____



1 His name's Nader. He's _____.

2 Her name's Aseel. She's _____.

3 Read and complete.

1 How old are you?



I'm 6.

2 How old are _____?



I'm _____.

3 How old _____?



I'm _____.

4 _____?



I'm _____.

4 Read and write.

Her cousins This Maha grandmother ~~uncle~~ These



1 This is my uncle. His name's Abdullah.

2 This is my sister. _____ name's Sarah.

3 This is my _____. Her name's Badriah.

4 _____ are my _____. Their names are Nader and Aseel.

5 _____ is my aunt. Her name's _____.

5 Read. Draw and write.



Hi. I'm Tom.
 This is my family. This is my father.
 His name's Peter.
 This is my mother. Her name's Mary.
 These are my sisters. Their names are
 Helen and Anna.

Hi. I'm _____

This is _____

His name _____

This _____

These _____

Phonics

6a Read and circle the words with the *u* sound as in up.

- | | |
|------------|------------|
| 1 you | 4 uncle |
| 2 umbrella | 5 trousers |
| 3 house | 6 four |

6b Read and circle the words with the *o/o_e* sound as in go and thobe.

- | | |
|---------|---------|
| 1 doll | 4 no |
| 2 one | 5 shop |
| 3 thobe | 6 phone |

4 Write and match.

10 11 12 ___ 14 ___ 16 ___ 18 ___ 20

a  b  c  d  e 

5 Write *this is* or *these are*.



1 _____ my father.



2 _____ my cousins.



3 _____ my uncles.



4 _____ my brother.



5 _____ my grandmother.

Phonics 

6 Match and write the words.

i/i_e oo o/o_e u

nine _____ _____ _____

_____ _____ _____ _____

to be room uncle nine

moon phone lion umbrella


3

Good morning!

My name's _____.

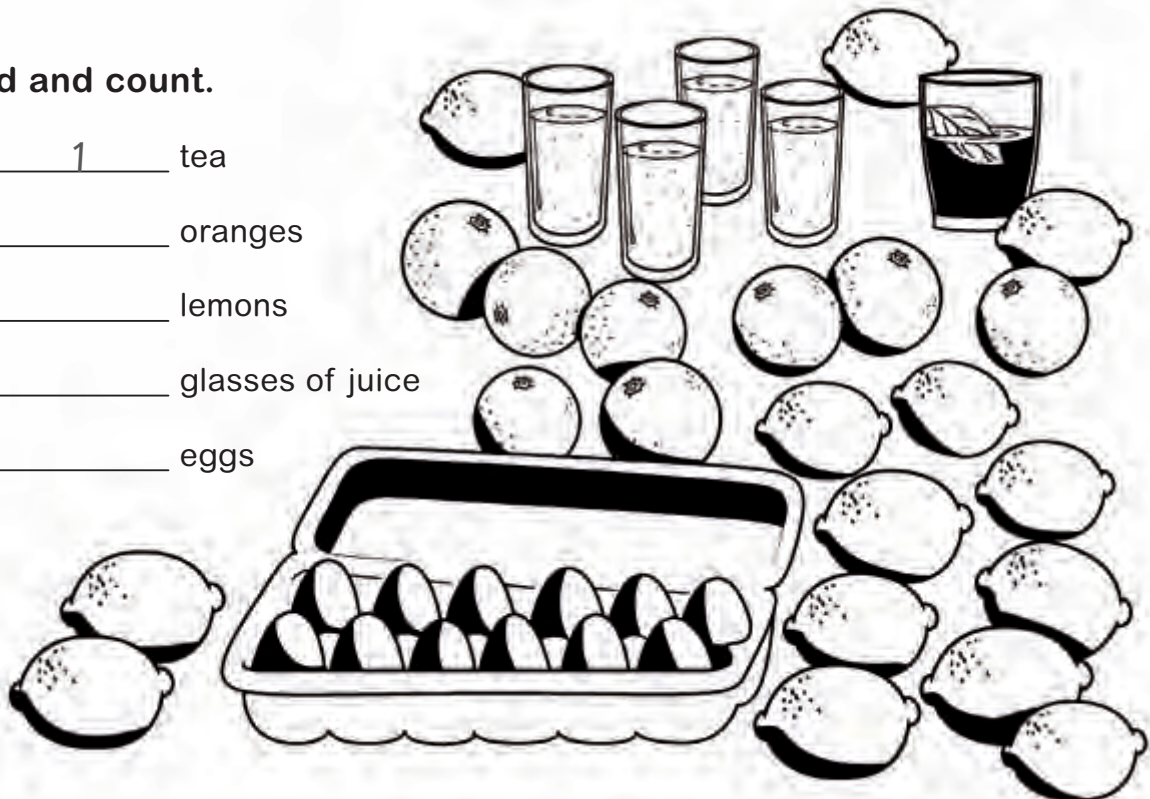
1 Read and find. Number.

- 1 This is tea.
- 2 These are oranges.
- 3 These are lemons.
- 4 These are glasses of juice.
- 5 These are eggs.

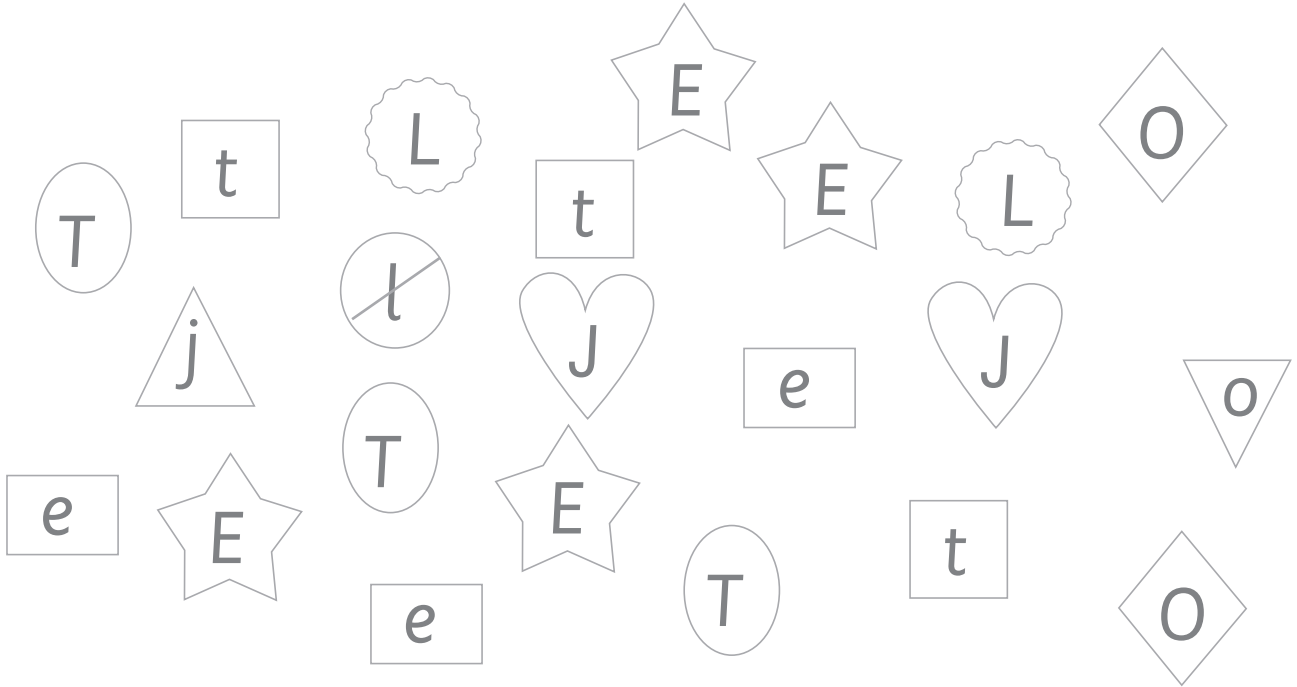


2 Find and count.

- 1 1 tea
- 2 _____ oranges
- 3 _____ lemons
- 4 _____ glasses of juice
- 5 _____ eggs



3 Count and write.



4 Write Ll, Tt, Jj, Ee or Oo. Match.


- 1 Tariq drinks tea.
- 2 ___sama eats ___ranges.
- 3 ___mad eats an ___gg in the morning.
- 4 ___ameela drinks a glass of orange ___uice.
- 5 ___ala eats ___emons.





5 Read and write X or ✓. Write the sentences correctly.

1 What's this?  It's an orange. X It's a lemon.

2 What's this?  It's an egg. _____

3 What's this?  It's a lemon. _____

4 What's this?  It's a glass of juice. _____

5 What's this?  It's a cup of tea. _____

Phonics

6a Circle the correct sound.



e ea



e ee



e ea



e ee



e ea

6b Match and write.

ee e

1 gr__n

2 t__n

3 l__mon

4 str__t

4 My clothes

My name's _____ .

1 Read and number.

1 This is a thobe.

2 This is a cap.

3 This is a coat.

4 This is a scarf.

5 This is skirt.

6 This is a T-shirt.

7 These are sandals.

8 These are trousers.



2 Read and colour.

1 a white thobe

2 a red cap

3 a blue coat

4 a yellow scarf

5 a grey skirt


6 an orange T-shirt

7 brown sandals

8 purple trousers



3 Count and write.



4 Read and write.

sandals thobe cap trousers T-shirt shoes



What's Ali wearing?

He's wearing a th_____ and s_____.



What's Tom wearing?

H_____ w_____
a _____
_____ and s_____.

5 Write Yy, Rr, Gg, Bb or Pp. Colour.

- 1 Grandmother B adriah is wearing a b lue scarf.
- 2 ___randfather is wearing ___reen trousers.
- 3 Grandfather ___asser is wearing a ___ellow T-shirt.
- 4 Helen's cousin ___osy likes wearing a ___urple skirt.
- 5 Tom's cousin ___ob likes wearing a ___ed coat.



Phonics

6a Read and circle the words with the *bl* sound as in black.

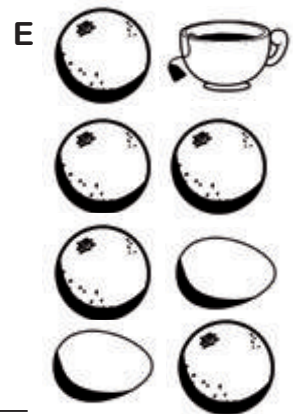

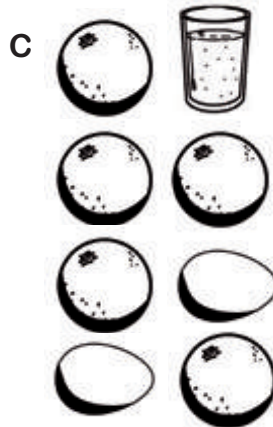


- | | |
|----------|---------|
| 1 blue | 4 ball |
| 2 bird | 5 bowl |
| 3 blouse | 6 black |

6b Read and circle the words with the *gr* sound as in grandfather.

- | | |
|-----------|-------------|
| 1 girl | 4 green |
| 2 grandma | 5 glass |
| 3 garden | 6 greetings |

Revision 2

1 Read and match.



- 1 Three lemons, one egg and two cups of tea. ____
- 2 One egg, two cups of tea and two lemons. ____
- 3 Five oranges, two eggs and a cup of tea. ____
- 4 Five oranges, two eggs and a glass of orange juice. ____
- 5 Three lemons, one egg and two glasses of orange juice. ____

2 Write questions with *this*.



1 _____ in English? It's a lemon.



2 _____ an egg? No, it isn't.



3 _____ a cup of tea? Yes, it is.



4 _____ in English? It's a skirt.

3 Read and colour.



Tom's T-shirt is yellow and red. His trousers are blue and his shoes are brown.



Mary is wearing a black skirt. Her blouse is green and her scarf is red.

4 Write.

1 What _____ this?  _____.

2 What _____ these?  _____.

3 What colour is _____?  _____.

4 What colour are _____?  _____.

Phonics 

5 Match and write the words.

e

ee

bl

gr

black

three

grandma

grey

street

egg

bed

blouse

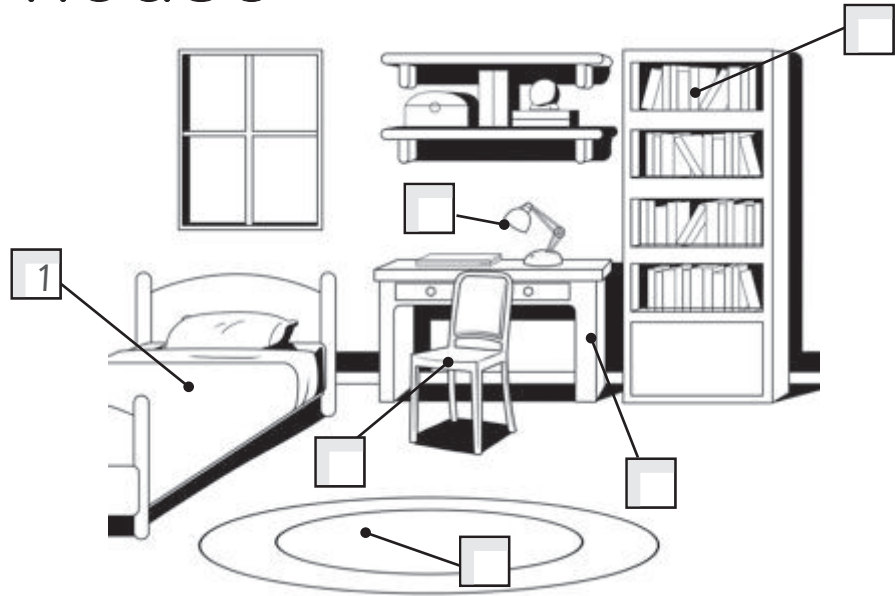
5

Tom's house

My name's _____.

1 Number.

- 1 This is a bed.
- 2 This is a lamp.
- 3 This is a rug.
- 4 These are books.
- 5 This is a desk.
- 6 This is a chair.



2 Look and circle. Read and write correctly.

a	k	b	a	w	d	c	s	q	y	m
l	i	v	i	n	g	r	o	o	m	l
c	t	p	o	j	a	w	f	d	x	k
f	c	t	y	i	r	g	a	r	b	f
y	h	d	e	n	d	r	o	v	t	a
j	e	r	f	b	e	d	r	o	o	m
n	n	p	o	d	n	r	m	c	m	w
w	d	b	a	t	h	r	o	o	m	e



This is a
k i t c h e n.



This is a
g _____.



This is a
b _____.



This is a
b _____.



This is a l _____
r _____.


3 Read and colour.



• Sarah •



This is my room. My bed is yellow. My chair is blue. My rug is purple.



• Ali •



This is my room. My lamp is green. My desk is brown. My bed is orange. My book is black.

4 Look and write *his* or *her*.

1



This is his desk.

2



This is _____ chair.

3



This is _____ rug.

4



This is _____ lamp.


5



This is _____ book.



5 Write Kk, Dd, Hh, Ff or Ww. Match.



- 1 This is Helen's house. 2 ___on't close the ___oor!
 3 This is ___atimah's ___an. 4 ___here is the ___indow?
 5 ___ate is in the ___itchen.

Phonics **A B C**

6a Circle the correct sound.

1



ch sh

2



ch sh

3




ch sh

4



ch sh

5



ch sh

6b Match and write.

ch sh


- 1 T-__irt 2 tea__er 3 __e 4 kit__en

6

My classroom

My name's _____.

1 Look, count and write.



1 How many computers are there?

There are 6 computers.

2 How many mice are there?

There are _____.

3 How many pupils are there?

There are _____.

4 How many whiteboards are there?

There is _____.

5 How many keyboards are there?

There are _____.

2 Look and write.

ksed



enp

2 T _____
is a _____
_____.



cilnep



3 _____
a _____.

1 This is a d e s k .

agb



4 _____
_____.


ookb



5 _____

_____.

3 Look and write.



What's this?



This is my T-shirt

1 This is my T-shirt .

4 _____

2 This is _____.

5 _____.

3 This is _____.

4 Count and write.

1



2



3



5 Put in order.

10 47 64 98 22 79 35 100 58 80

10

Phonics ABC

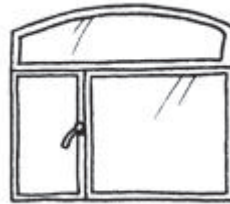
6a Circle the correct sound.

1



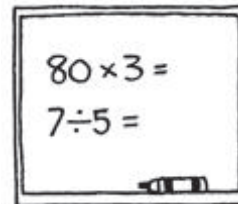
w/wh ph

2



w/wh ph

3




w/wh ph

4



w/wh ph

5



w/wh ph

6b Read. Circle the words with the *w* sound as in *what*. Underline the words with the *ph* sound as in *phone*.

1 weekend

3 yo-yo

5 alphabet

7 what

2 pencil

4 phone

6 two

8 pupil

Revision 3

1 Write and match.

1 b _____ d

2 l _____ p

3 r _____ g

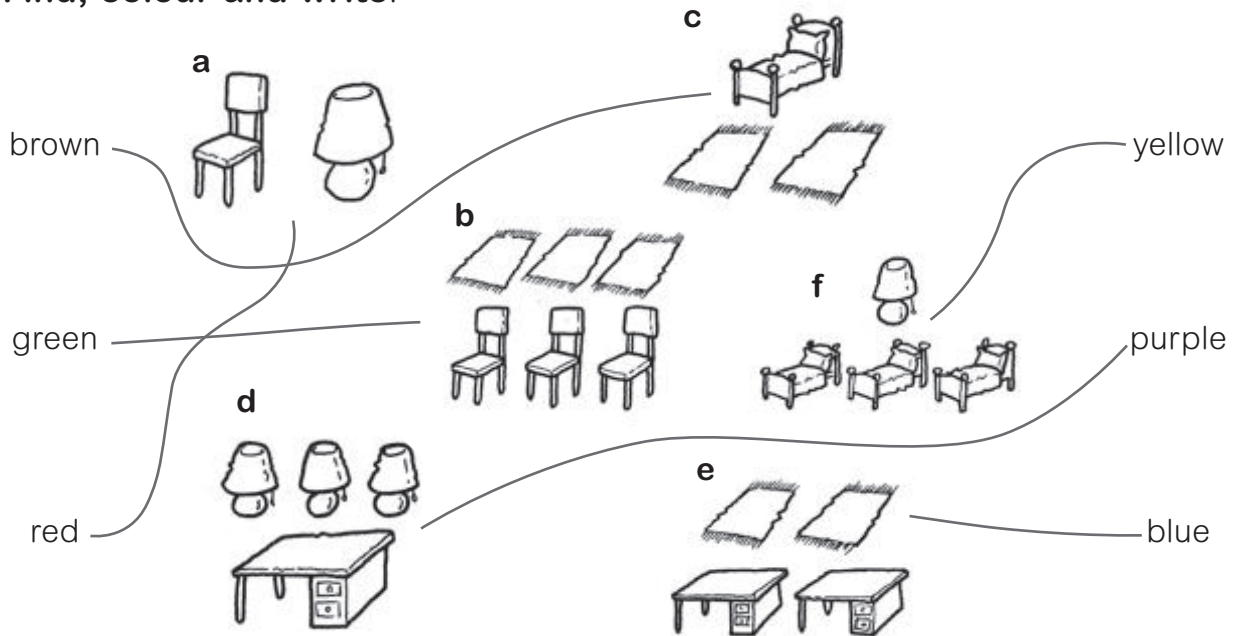
4 b _____ k

5 d _____ sk

6 ch _____ r



2 Find, colour and write.



1 How many red lamps are there? There are _____.

2 How _____ blue desks are there? There are _____.

3 How many green chairs are _____? There are _____.

4 _____ brown rugs _____ there? There are _____.

5 _____ yellow beds _____? There are _____.

1 **Writing:** review and spell household objects

2 **Reading; writing:** complete questions and responses with *how many*, *there is* and *there are*

3 Write and match.



1 They're his chairs.



2 _____



3 _____



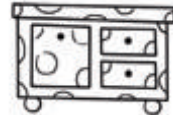
4 _____



5 _____



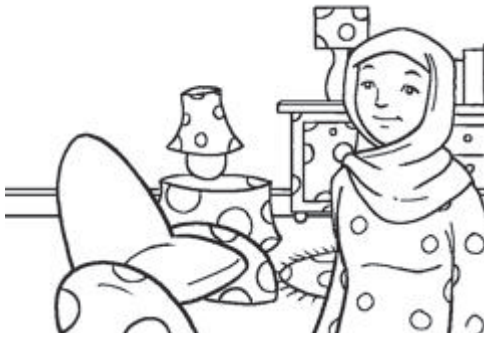
6 _____



7 _____



8 _____



Phonics ABC

4 Match and write the words.

ch

sh

w/wh

ph

shop

whiteboard

elephant

chair

kitchen

window

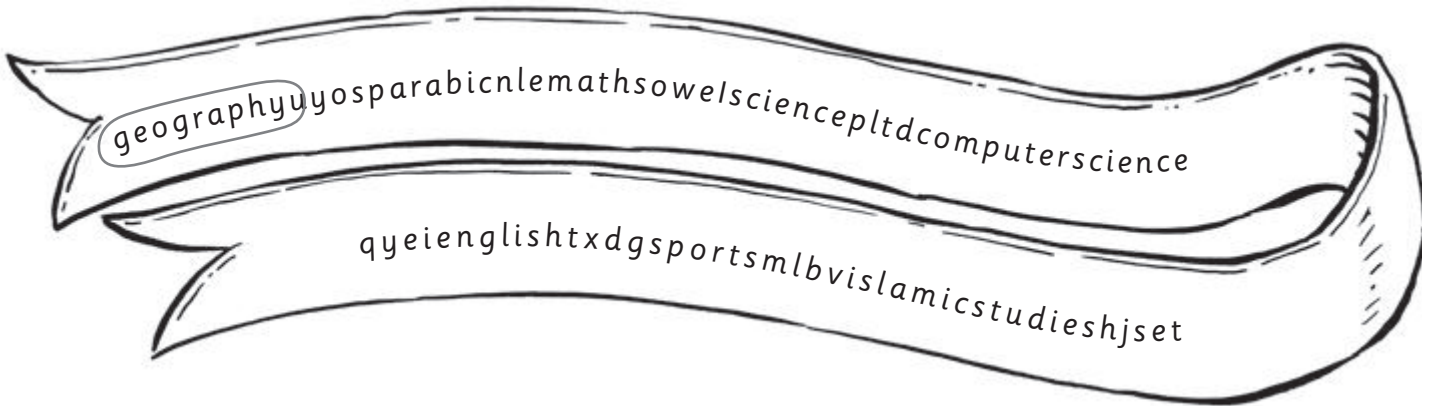
shirt

phone

7

My favourite subject

1 Find and circle.



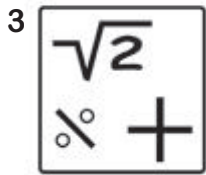
2 Look and write.



1 I like E n g l i s h.




2 I like _____.



3 I like _____.



4 I like _____.



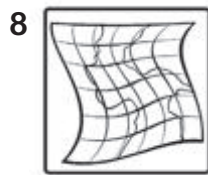
5 I like _____.



6 I like _____.



7 I like _____.




8 I like _____.

3 Read and write.

Do you like geography? I like English. No, I don't.

What's your favourite subject? _____

I li_____



4 Read and answer. What do you like?

Yes, I do. No, I don't.

- 1 Do you like science? _____
- 2 Do you like sports? _____
- 3 What's your favourite subject? _____

5 Write Xx, Zz, Ss, Vv and match.

1 X-rays are for you and me not for ta__is!



2 __eros are numbers and __ebras are animals.

3 __arah doesn't like __piders!



4 __ases are in the li__ing room.



Phonics

6a Read and circle the correct sound.

1 Islamic studies

2 clothes

3 class

4 star

st cl

st cl

st cl

st cl

6b Write the words in the correct box.

st

cl

8

The weather today

1 Find and circle. Write.

X	R	G	M	F	D	Y	C	A
S	A	T	U	R	D	A	Y	M
V	M	H	S	I	C	B	J	O
N	E	U	M	D	V	S	M	N
H	D	R	D	A	X	U	G	D
Q	N	S	W	Y	T	N	L	A
W	E	D	N	E	S	D	A	Y
S	M	A	S	Y	G	A	K	M
O	J	Y	F	R	B	Y	N	D
P	M	T	U	E	S	D	A	Y









Sunday _____

M _____

Th _____


S _____

2 Look at the timetable. Write the days.


Sunday	Monday	Tuesday	Wednesday
			
			


- Arabic is on a Tuesday.
- Sports are on _____ and _____.
- Maths is on _____ and _____.
- Computer science is on _____.
- Geography is on _____.
- Islamic studies is on _____.


3 Look and write.

1  d w i n y
It's w _____.


4  n n y s u
It's _____.

2  a r y n i
It's _____.

5  d u c l y o
It's _____.

3  y o w n s
It's _____.

4 Write.



It's cold and _____.

How's the _____ today?

_____ day is it?

It's M _____.

What _____ is _____?

It's W _____.

_____ the weather _____?

It's hot and _____.

5 Read and complete.

How's cloudy hot weather cold sunny

- 1 How's the wea_____ in England?
- 2 It's _____ and _____.
- 3 _____ the weather in Saudi Arabia?
- 4 It's _____ and _____.

Phonics 6a Read and circle the words with the *ai* sound as in rainy.

- | | |
|-----------|----------------|
| 1 train | 4 Saudi Arabia |
| 2 chair | 5 rainy |
| 3 weather | 6 hair |

6b Read and circle the words with the *oo* sound as in book.

- | | |
|----------|--------|
| 1 moon | 4 look |
| 2 school | 5 door |
| 3 book | 6 good |

Revision 4

1 Read and write.
















ewdnseady iyōnd

rafydi nwoys

aryni rtuhysad

Monday	cloudy
Tuesday	sunny
_____	_____
_____	_____
_____	_____

2 Look and complete.

- 1 My favourite subject is Islamic studies.
- 2 I like science.
- 3 I don't like geography.
- 4 My _____ subject is _____.
- 5 I _____ geography.
- 6 I don't like _____.
- 7 My _____.
- 8 I _____.
- 9 I _____.

3 Complete. Look and write.

S _ _ t _ _ r d a y



It's sunny and hot.

S _ _ d _ _ y



M _ _ n d _ _ y



T _ _ _ _ _ d _ _ y



W _ _ _ _ _ _ _ _ _ _ y



T _ _ _ r s _ _ _ y



F _ _ _ d _ _ y



Phonics

4 Match and write the words.

st

cl

ai

oo

cloudy

rainy

star

class

look

studies

train

book

Picture dictionary

a

abaya



Arabic



aunt



b

bag




bathroom



bed



bedroom



blouse



books



brother



c

cap



chair



cloudy



coat



cold



computer




cousin



d

desk



e

egg



English



f

family



father



Friday



g

garden



geography



grandfather



grandmother



h

hot




i

interactive whiteboard



Islamic studies



j

juice



k

keyboard



kitchen



l

lamp



lemon



living room



m

maths



Monday



mother



mouse



o

orange



p

pencil



pupils



r

rainy



rug

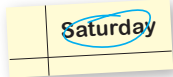


s

sandals



Saturday



scarf



science



shirt



sister



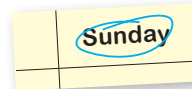
skirt



sports



Sunday



sunny



t


tea



thobe



Thursday



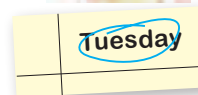
trousers



T-shirt



Tuesday



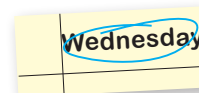
u

uncle



w

Wednesday



windy



الحد الأدنى	By the end of grade five students will be able to:	Session الفترة				الرمز Code
		الأولى 1 st	الثانية 2 nd	الثالثة 3 rd	الرابعة 4 th	
x	Recognize short and long vowels: "a, a_e" /eɪ/ as in "dates", "i, i_e" /aɪ/ as in "rice", "o, o_e, oa" /əʊ/ as in "rose", "e, ee, ea" /i:/ as in "teacher", "e, ea" /e/ as in "bread", "oo" /u:/ as in "food", "oo" /ʊ/ as in "book", "u" /ju:/ as in "computer", "u" /ʌ/ as in "duck".	✓	✓		✓	1/7/5
x	Recognize and differentiate between the endings of plural nouns (/s/ as in "cats", /z/ as in "birds", /ɪz/ as in "dresses").			✓	✓	2/7/5
x	Recognize and produce some English digraphs (ch, /tʃ/ as in "chair", sh, /ʃ/ as in "sheep", ph, /f/ as in "photo", wh, /w/ as in "white").		✓			3/7/5
x	Recognize and produce some consonant blends (pl, /pl/ as in "plane", cl, /kl/ as in "clap").		✓	✓		4/7/5
x	Recognize and produce some English consonant blends ("cr", /kr/ as in "crisps", "gr", /gr/ as in "green", "fr", /fr/ as in "friend", "pr", /pr/ as in "prince", "bl", /bl/ as in "black", "gl", /gl/ as in glass, "fl", /fl/ as in "fly", "sl", /sl/ as in "sleep").	✓	✓	✓	✓	5/7/5
x	Recognize and produce some English consonant blends ("br", /br/ as in "brown", "dr", /dr/ as in "dress", "tr", /tr/ as in "tree", "st", /st/ as in "star", "sp", /sp/ as in "spoon", "sn", /sn/ as in "snake", "sm", /sm/ as in "small", "sw", /sw/ as in "swim").		✓	✓	✓	6/7/5
x	Ask questions using <i>What, Who, Where</i> .	✓			✓	7/7/5
	Identify irregular plural nouns.		✓	✓		8/7/5
	Use the intensifier <i>very</i> .			✓	✓	9/7/5
x	Introduce people to each other, e.g. <i>This is Abdullah</i> .	✓				10/7/5
x	Identify and talk about people using the verb <i>to be</i> .	✓				11/7/5
x	Identify and talk about toys, games and classroom objects.		✓			12/7/5
x	Identify and talk about rooms/items in a house.		✓			13/7/5
x	Describe location using prepositions of place (<i>in, on, under, next to, between</i>).			✓		14/7/5
x	Describe physical appearance.		✓		✓	15/7/5
x	Express possession using the verb <i>to have</i> and <i>my/your/his/her/our</i> .	✓	✓			16/7/5
	Describe animals using possessive adjectives (<i>its, their</i>).		✓	✓		17/7/5
x	Talk about ability (<i>can/can't</i>).				✓	18/7/5
	Ask about number using <i>How many ...?</i>		✓			19/7/5
	Identify and talk about places in a town and their location using <i>there is, there are</i> and <i>next to, opposite, between</i> .			✓		20/7/5
x	Talk about the weather.		✓			21/7/5
x	Talk about likes and dislikes.		✓		✓	22/7/5
	Talk about food using <i>want</i> and describe different kinds of food and drink using adjectives (e.g. <i>hot/cold/sweet/sour/salty</i>).			✓		23/7/5
x	Make suggestions using <i>Let's</i> .			✓		24/7/5
x	Ask about and tell the time (<i>o'clock</i> only).			✓		25/7/5
	Identify and talk about the days of the week, months and seasons.		✓		✓	26/7/5
x	Ask and respond to simple sentences about everyday activities in the Present Simple tense using the first and second person singular.		✓	✓		27/7/5
x	Greet someone politely at different times of the day, e.g. <i>Good morning/afternoon/evening. Say Goodbye/Good night</i> .	✓				28/7/5
x	Identify and talk about different times of the day (morning, afternoon, evening, night).				✓	29/7/5
x	Identify prepositions of time (<i>in, on, at</i>).			✓	✓	30/7/5
	Ask about activities happening at the moment of speaking using the Present Progressive (Affirmative, Negative, Interrogative and short answers).	✓			✓	31/7/5
x	Identify occupations and talk about what someone does using the Present Simple (Affirmative, Negative, Interrogative and short answers).				✓	32/7/5

الحد الأدنى	By the end of grade five students will be able to:	Session الفترة				الرمز Code
		الأولى 1 st	الثانية 2 nd	الثالثة 3 rd	الرابعة 4 th	
	Ask and answer about possession using the Possessive Case and <i>whose</i> .				✓	33/7/5
	Identify and talk about clothes.	✓				34/7/5
x	Follow a short simple text while listening to the audio recording.	✓	✓	✓	✓	35/7/5
x	Read and count cardinal numbers to 100.	✓		✓		36/7/5
	Read and count ordinal numbers from 1 st to 10 th .	✓				37/7/5
x	Read and comprehend simple sentences.	✓	✓	✓	✓	38/7/5
x	Read simple short illustrated stories.	✓	✓	✓	✓	39/7/5
x	Spell accurately a small number of high frequency words.	✓	✓		✓	40/7/5
x	Write short simple words/phrases to complete a paragraph.	✓	✓	✓	✓	41/7/5
x	Write short simple sentences to convey basic personal information.	✓	✓	✓	✓	42/7/5
x	Apply basic rules of punctuation (e.g. use capital letters, full stops, commas, question marks).	✓	✓	✓	✓	43/7/5
x	Write short answers to written questions.	✓	✓	✓	✓	44/7/5
	Use the definite and indefinite article (a/an, the).	✓		✓		45/7/5
x	Refer to people and things using demonstratives (this/that/these/those).	✓	✓			46/7/5
	Link ideas with commas and <i>and</i> .		✓	✓		47/7/5
	Link ideas with <i>but</i> .					48/7/5
	Link ideas with <i>or</i> .					49/7/5

Macmillan Education
4 Crinan Street
London N1 9XW
A division of Macmillan Publishers Limited

ISBN 978-0-230-43490-5

Text © Wendy Arnold and Co. Limited and Adrian Tennant 2012

Written by Wendy Arnold and Adrian Tennant

Additional material written by Nick Beare

Design and illustration © Macmillan Publishers Limited 2012

This edition published 2012. Updated in 2018

First edition published 2008

All rights reserved; no part of this publication may be reproduced, stored in a retrieval system, transmitted in any form, or by any means, electronic, mechanical, photocopying, recording, or otherwise, without the prior written permission of the publishers.

Designed by Clare Webber Graphic Design
Illustrated by David Mostyn, Pulsar, Red Giraffe
Cover design by John Barker, Stockholm Design
Cover credit: Cover illustration/photograph by Brand X
Picture research for this edition by Susannah Jayes

The author and publishers would like to thank the following for permission to reproduce their photographs:

Alamy/am Photos pp18, 19, 21, 26, 31(lemon), Alamy/Apex News & Pictures Agency p50(windy), Alamy/Darkened Studio p37(ink), Alamy/M. Dwyer p50(cold), Alamy/I. Evertovskis p31(cap), Alamy/Andreas von Einsiedel p33(window), Alamy/Flab pp27, 31 x 2, Alamy/C. Garnham Business p35(shoe), Alamy/Givaga pp18, 21, 26(orange juice), Alamy/S. Gorodenskiy p23(cap), Alamy/A. Gulevich pp36, 37, 38, 39(mouse), Alamy/Incamerastock pp33(door), 50(clouds), Alamy/It's Only Light p51(book), Alamy/T. Koroleva p19(juice), Alamy/S. Lihodeev p23, Alamy/R. Angel & I. Machin p25(sandals), Alamy/O. Maksymenko Photography p27(red coat), Alamy/N. McDiarmid p35(shirt), Alamy/Melissa Mercante p13(yoyo), Alamy/Mouse in the House p33(lamp), Alamy/Picturelibrary p33(kitchen), Alamy/Radius Images p50(heat), Alamy/RT Images pp36, 38, Alamy/S.E.A Images pp36, 38, 39(keyboard), Alamy/R. Sigaev pp23, 31, 47(sandals), Alamy/Stocksnapper p31(t-shirt), Alamy/Tetra Image pp36, 38(computer), Alamy/M. Tielemans p27(dress), Alamy/Art Directors & Trip pp23, 25, 47(skirt), Alamy/Whitebox Media Ltd p31(trousers), Alamy/Zoonar GmBh p50(sun); **Arabian Eye**/Svetlana Zibnitskaya p35; **Art Directors & Trip**/C. Baker p21.bed); **Creatas** pp38, 39(laptop); **Comstock** p39(window); **Corbis/Ocean** pp23, 31(t-shirt), 50(snow), **Corbis/The Food Passionates** p18(tea), **Corbis/B. Peebles** p50(rain); **Getty Images**/Arabian Eye p40(living room), Getty Images/DK pp23(child's coat), 31(t-shirt), 40 x 2(living room), 34, 40(rug), Getty Images/Fuse pp34, 40.bed), Getty Images/Lifesize p13(trousers), Getty/Photographers Choice p39(phone), Getty Images/Doug Schneider Photo pp38 (whiteboard), 39(whiteboard), 92(whiteboard), Getty Images/Stone p40(house), Getty Images/Vetta pp23, 31(abaya); **Getty RF** pp9(tiger), 9(lion), 19, 21 x 2(egg), 33, 35(notebook), 39(pencil), 39(elephant); Robert Harding/Cubo Images pp33, 40(house); **Macmillan Publishers Ltd**/David Tolley pp25, 31(t-shirt), 47(shirt), Macmillan Education Ltd/Paul Bricknell p39(book); **Photodisc** pp23(trousers), 35(chicken), 39(rucksack), 34, 35 x 2, 40, 39 x 2, 51(chair), 47(t-shirt); **Saudi Arabian Airlines** p6(br); **Stockbyte** p33(fan); **Shutterstock**/Baimieng p13(umbrella), Shutterstock/Gulf Eye pp13(thobe), 25(thobe), 31 x 2(thobe), 93(thobe), Shutterstock/Karkas pp23(coat), 91(coat); **Superstock**/Glass House Images pp33, 39(desk); **Thinkstock**/Martina L p25(scarf), Up The Resolution pp18, 21 x 2, 26(orange).

Commissioned images by MM studio pp23, 25(dress), 25(coat).

These materials may contain links for third party websites. We have no control over, and are not responsible for, the contents of such third party websites. Please use care when accessing them.

Although we have tried to trace and contact copyright holders before publication, in some cases this has not been possible. If contacted we will be pleased to rectify any errors or omissions at the earliest opportunity.

Printed and bound in the Kingdom of Saudi Arabia

2022 2021 2020 2019 2018
13 12 11 10 9 8 7