

# Even Way 1

**Home Practice**

Andrew Starling

 **Richmond**  
PUBLISHING

# Contents

|        |   |                                  |    |
|--------|---|----------------------------------|----|
| Unit 1 |    | Hello! .....                     | 4  |
| Unit 2 |    | It's a Book .....                | 7  |
| Unit 3 |    | It's Orange .....                | 10 |
| Unit 4 |   | Square, Triangle or Star .....   | 13 |
| Unit 5 |  | Is It an Apple? .....            | 16 |
| Unit 6 |  | It Isn't a Cat .....             | 19 |
| Unit 7 |  | This Is My Family .....          | 22 |
| Unit 8 |  | The Train Is in the Fridge ..... | 25 |
| Unit 9 |  | Stand Up! Sit Down! .....        | 28 |



## 1 Draw a picture of yourself.

What's your name?

My name's \_\_\_\_\_

## 2 Complete the sentence.

### 2 Trace the letters.



o n e



t w o



t h r e e



f o u r



f i v e



s i x



s e v e n



e i g h t



n i n e



t e n

### 3 Look and fill in the blanks.

Hi, I'm Nicky.

I'm a \_\_\_\_\_.



Hello, My name's Karen.

I'm a \_\_\_\_\_.

**4 Connect the numbers in order.**

one

four

five

ten

seven

nine

six

two

eight

three

**5 Trace the words.**

My name's Carl.  
I'm a boy.

What's your  
name?



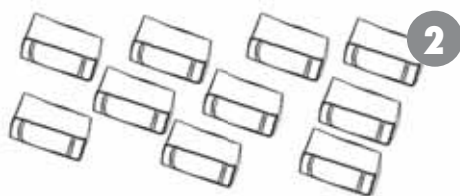
My name's Mary.  
I'm a girl.

# Final Check

## 1 Count and write.



three



## 2 Complete and trace.

Hello boy What's Lisa I'm a Good-bye My name's

Hi.

your name?

\_\_\_\_\_.

\_\_\_\_\_ Andrew.  
I'm a \_\_\_\_\_.

My name's \_\_\_\_\_.  
\_\_\_\_\_ girl.

Bye, Lisa.

\_\_\_\_\_.





## 1 Complete the crossword.

1

2

3

4

5

6

7

8

## 2 Match and trace.

It's an eraser.

It's a pencil sharpener.

It's a pen.

It's a crayon.

It's a schoolbag.

It's a book.

### 3 Look and answer.

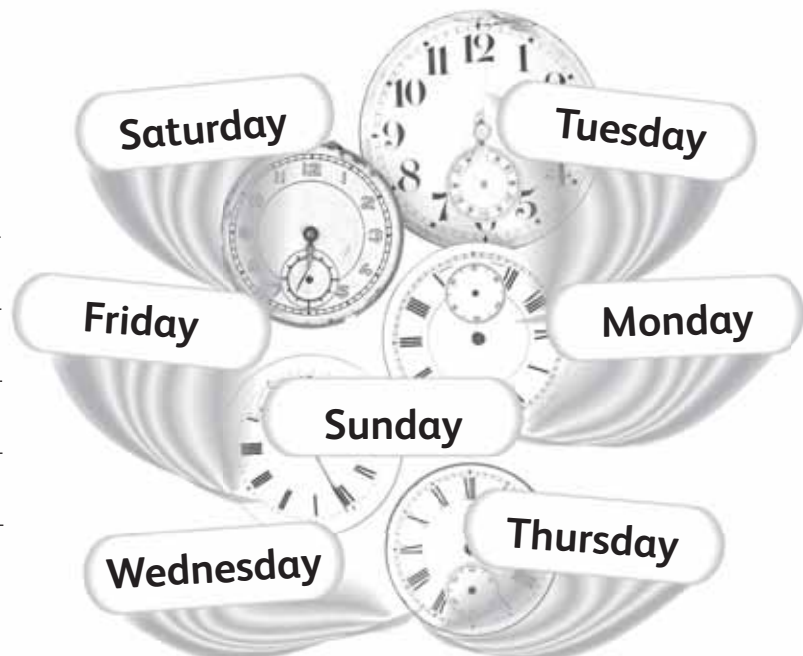


What is it?

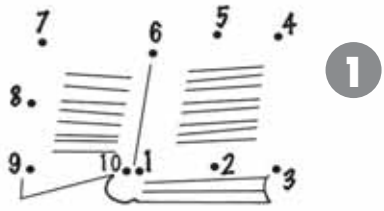
1. It's a pencil sharpener.
2. \_\_\_\_\_
3. \_\_\_\_\_
4. \_\_\_\_\_
5. \_\_\_\_\_
6. \_\_\_\_\_
7. \_\_\_\_\_
8. \_\_\_\_\_

### 4 Copy the days in order.

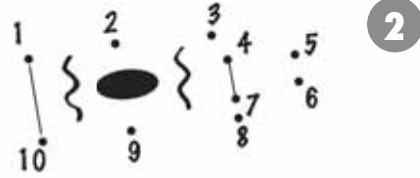
1. Monday
2. \_\_\_\_\_
3. \_\_\_\_\_
4. \_\_\_\_\_
5. \_\_\_\_\_
6. \_\_\_\_\_
7. \_\_\_\_\_



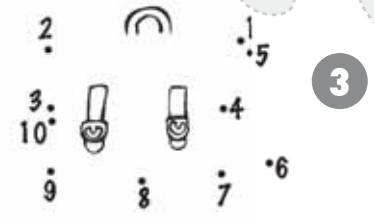
**1 Connect the dots from 1 to 10.**



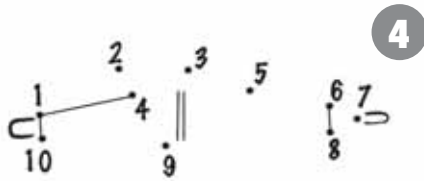
a / an \_\_\_\_\_



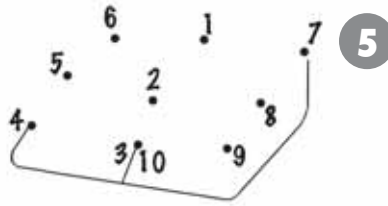
a / an \_\_\_\_\_



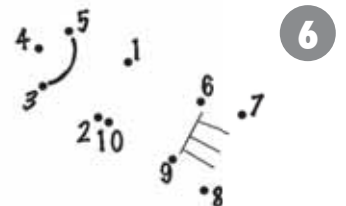
a / an \_\_\_\_\_



a / an \_\_\_\_\_



a / an \_\_\_\_\_



a / an \_\_\_\_\_

**Circle the correct option. Then write the words.**

**2 Unscramble the questions and answers. Then draw the object.**

1. is / What / it

\_\_\_\_\_ ?

schoolbag / a / It's

\_\_\_\_\_

2. What / it / is

\_\_\_\_\_ ?

It's / pencil / a



\_\_\_\_\_

3. it / What / is

\_\_\_\_\_ ?

an / eraser / It's

\_\_\_\_\_





## 1 Follow and write.

black

\_\_\_\_\_

\_\_\_\_\_

\_\_\_\_\_

\_\_\_\_\_

\_\_\_\_\_

\_\_\_\_\_

\_\_\_\_\_

## Color the paths.

## 2 Match the questions with the answers.

1. It's a car.
2. It's blue.
3. It's orange.
4. It's a notebook.

**What is it?**

**What color is it?**

5. It's a balloon.
6. It's red.
7. It's black.
8. It's a doll.

### 3 Look and color.

1. What is it?

It's a \_\_\_\_\_.

What color is it?

It's \_\_\_\_\_.



2. What is it?

It's a \_\_\_\_\_.

What color is it?

It's \_\_\_\_\_.



3. What is it?

It's a \_\_\_\_\_.

What color is it?

It's \_\_\_\_\_.



4. What is it?

It's a \_\_\_\_\_.





What color is it?

It's \_\_\_\_\_.



### Describe the objects.

### 4 Read, draw and color.




1. It's a balloon.  
It's red.

2. It's a ruler.  
It's yellow.

3. It's a doll.  
It's blue.

4. It's a pencil  
sharpener.  
It's orange.



5. It's a car.  
It's black.

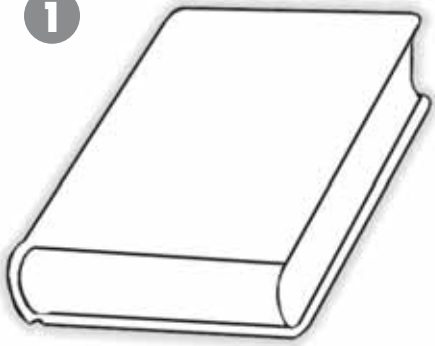
6. It's a pencil.  
It's purple.

7. It's an eraser.  
It's white.

8. He's Hamilton.  
He's pink.


## 1 Color the objects.

1



It's brown.

2



It's pink.

3



It's green.

4



It's blue.

5



It's yellow.

6



It's orange.

## 2 Color the boxes. Use the code.

What is it? = red

What color is it? = purple

It's a car.

It's blue.

It's green.

It's a pencil.

It's a ball.

It's a balloon.

It's pink.

It's a book.

It's orange.

# Square, Triangle or Star



# Unit

4

## 1 Look and complete.

1.  t \_\_\_\_\_


2.  c \_\_\_\_\_

3.  h \_\_\_\_\_

4.  r \_\_\_\_\_

5.  o \_\_\_\_\_

6.  s \_\_\_\_\_

7.  s \_\_\_\_\_

8.  d \_\_\_\_\_

## 2 Look and write.

1.  = square \_\_\_\_\_

 = squares \_\_\_\_\_

2.  = \_\_\_\_\_

 = \_\_\_\_\_

3.  = \_\_\_\_\_

 = \_\_\_\_\_

4.  = \_\_\_\_\_

 = \_\_\_\_\_

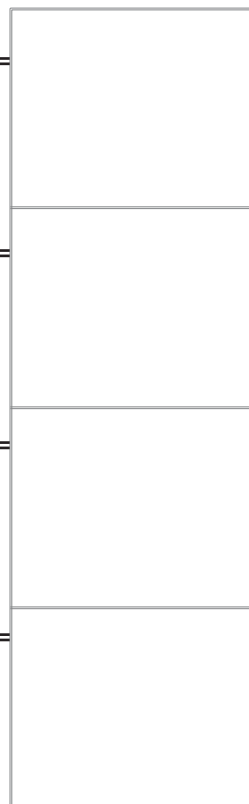
## 3 Write the questions. Then draw the objects.

1. \_\_\_\_\_ ?

2. \_\_\_\_\_ ?

3. \_\_\_\_\_ ?

4. \_\_\_\_\_ ?



It's a square.

They're stars.

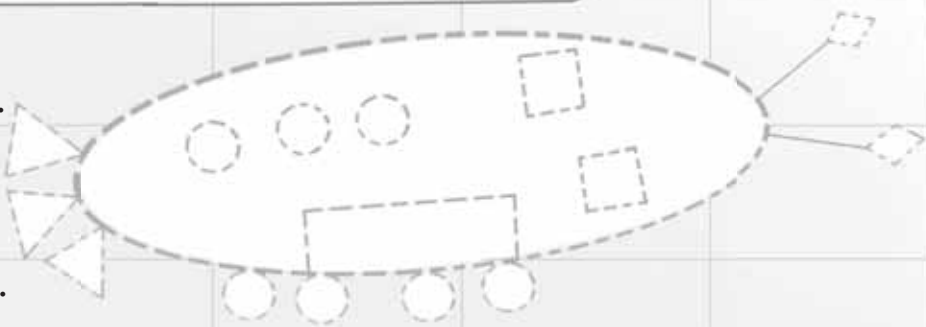
They're ovals.

It's a rectangle.



## 4 Read and trace.

1. Trace an oval.
2. Trace three triangles.
3. Trace seven circles.
4. Trace two squares.
5. Trace two diamonds.
6. Trace one rectangle.



What is it?

It's a s \_\_\_\_\_ p.



## 5 Look and complete.






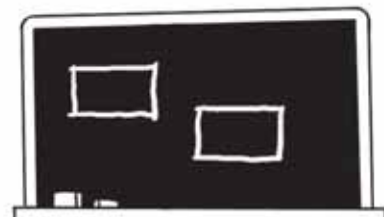

1. What are they? They are balls.  
How many balls? Six.
2. What are they? They are \_\_\_\_\_.  
How many \_\_\_\_\_? \_\_\_\_\_
3. What are they? They are \_\_\_\_\_.  
How many \_\_\_\_\_? \_\_\_\_\_
4. What are they? They are \_\_\_\_\_.  
How many \_\_\_\_\_? \_\_\_\_\_
5. What are they? They are \_\_\_\_\_.  
How many \_\_\_\_\_? \_\_\_\_\_

1 Use the code to answer the questions.  
Then draw the shapes.

|  |   |  |
|--|---|--|
| <p>c = ▲<br/>a = ◻<br/>l = ▭<br/>s = ○<br/>t = ★<br/>i = ◇<br/>g = ⊙<br/>e = ☆<br/>r = ■<br/>n = ●<br/>d = ◆</p> | <p>1</p> <p>★ ■ ◇ ◻ ● ⊙ ▭ ☆</p> <p>What is it?<br/>It's a <u>t r i a n g l e</u>.</p> |  |
| <p>2</p> <p>■ ☆ ▲ ★ ◻ ● ⊙ ▭ ☆</p> <p>What is it?<br/>It's a _____.</p>   |   |  |
| <p>3</p> <p>▲ ◇ ■ ▲ ▭ ☆</p> <p>What is it?<br/>It's a _____.</p>   |   |  |

2 Look and write the questions and answers.



|  |   |
|--|---|
| <p>How many circles?</p> <p>1</p>  <p>Six circles.</p> <p>_____ ?</p> | <p>How many hearts?</p> <p>2</p>  <p>_____ ?</p> |
| <p>3</p>  <p>_____ ?</p>  | <p>4</p>  <p>_____ ?</p>                         |

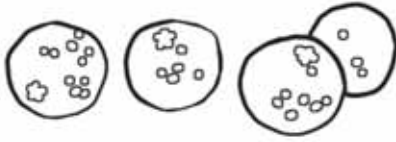


1 Complete the words with **a, e, i, o** or **u**.



\_\_ n \_\_ n s

\_\_ p p l \_\_ s



\_\_ r \_\_ n g \_\_ s

c \_\_ c \_\_ mb \_\_ rs

t \_\_ m \_\_ t \_\_ s



p \_\_ t \_\_ t \_\_ s

p \_\_ r s

b \_\_ n \_\_ n \_\_ s

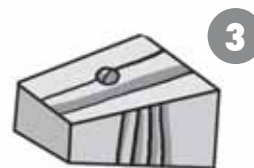


c \_\_ r r \_\_ ts

g r \_\_ p \_\_ s

Color the pictures.

2 Complete and answer the questions.



1. Are \_\_\_\_\_ balls? \_\_\_\_\_

2. \_\_\_\_\_ they bananas? \_\_\_\_\_

3. Is \_\_\_\_\_ a pencil sharpener? \_\_\_\_\_

4. \_\_\_\_\_ it a balloon? \_\_\_\_\_

### 3 Trace and write the questions and answers.



### 4 Label the pictures.

It's an orange. They're crayons.  
It's a cucumber. They're diamonds.



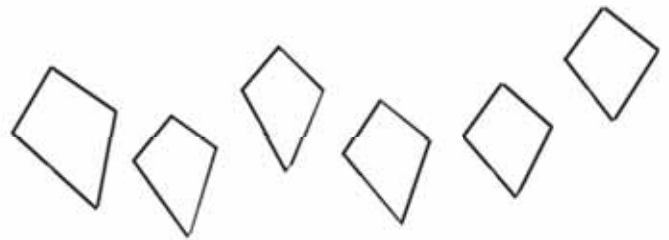
1. \_\_\_\_\_



2. \_\_\_\_\_



3. \_\_\_\_\_



4. \_\_\_\_\_

### Color the pictures.

# Final Check

1 Read and mark (✓).



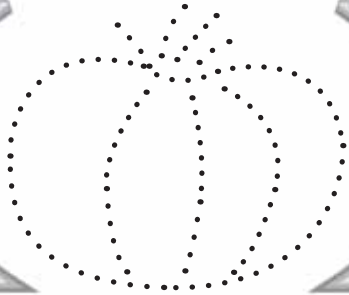
|           | fruits | vegetables |
|-----------|--------|------------|
| apples    | ✓      |            |
| pears     |        |            |
| potatoes  |        |            |
| oranges   |        |            |
| tomatoes  |        |            |
| cucumbers |        |            |

2 Connect the dots and answer the questions.


1. Are they grapes?




2. Is it an onion?



3. Is it a cucumber?



4. Are they bananas?



# It Isn't a Cat



## Unit

6

1 Label the pictures. Then color the animals.



snake



2 Unscramble the sentences.




1. a cat. / isn't / It

\_\_\_\_\_

dog. / a / It's

\_\_\_\_\_



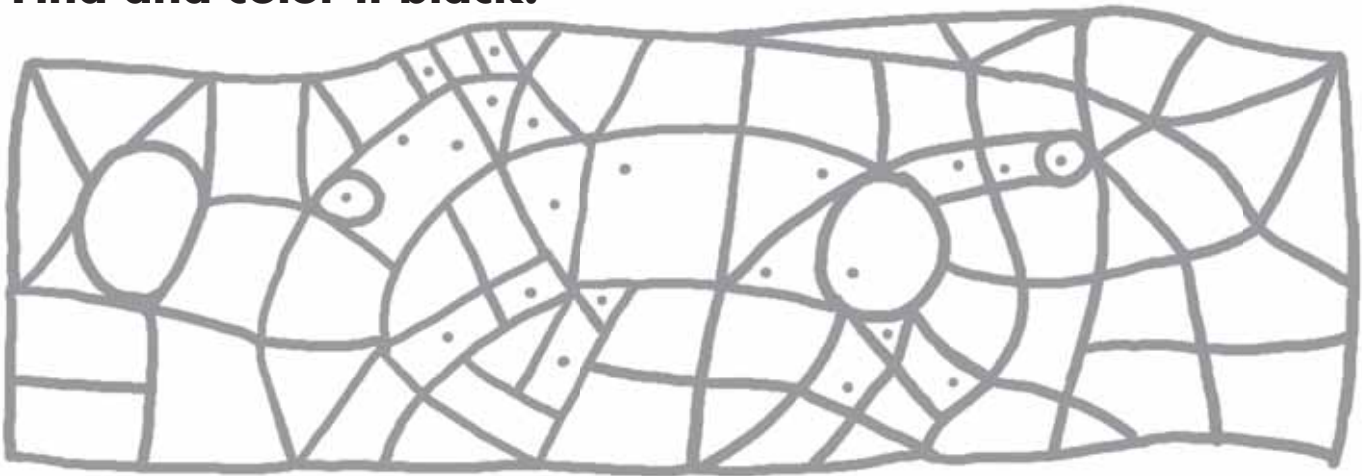
2. aren't / They / ferrets.

\_\_\_\_\_

They / rabbits. / are

\_\_\_\_\_

### 3 Find and color it black.




### Complete the riddle.

It \_\_\_\_\_ a fish and it \_\_\_\_\_ a turtle. It \_\_\_\_\_ a parrot or a snake. It's black, it \_\_\_\_\_ red. It's a \_\_\_\_\_.

### 4 Fill in the blanks.

are aren't they

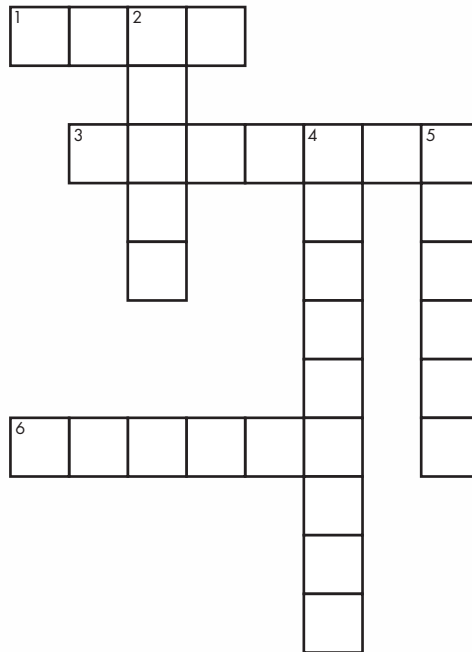

Hey, \_\_\_\_\_ rabbits.  
\_\_\_\_\_ ferrets!



Wait! \_\_\_\_\_ hamsters!

Arrgh! \_\_\_\_\_ tarantulas.

1 Complete the crossword.



2 Look and write.

1. They aren't rabbits. They are \_\_\_\_\_.

2. They \_\_\_\_\_ cats. They \_\_\_\_\_ hamsters.

3. They \_\_\_\_\_ dogs. They are \_\_\_\_\_.



## 1 Classify the words.

mom



dad

grandpa

brother




sister

grandma

|  |  |
|---|---|
|   |   |


## 2 Fill in the blanks.

is isn't

- 
 This \_\_\_\_\_ my \_\_\_\_\_ .
- 
 This \_\_\_\_\_ my \_\_\_\_\_ .
- 
 This \_\_\_\_\_ my \_\_\_\_\_ .
- 
 This \_\_\_\_\_ my \_\_\_\_\_ .
- 
 This \_\_\_\_\_ my \_\_\_\_\_ .
- 
 This \_\_\_\_\_ my \_\_\_\_\_ .
- 
 This \_\_\_\_\_ my \_\_\_\_\_ .
- 
 This \_\_\_\_\_ my \_\_\_\_\_ .
- 
 This \_\_\_\_\_ my \_\_\_\_\_ .
- 
 This \_\_\_\_\_ my \_\_\_\_\_ .

### 3 Look and fill in the blanks.




1.  Is this your grandpa?


\_\_\_\_\_

2.  Is this your grandma?


\_\_\_\_\_

3.  Is this your mom?


\_\_\_\_\_

4.  Is this your dad?

\_\_\_\_\_

5.  Is this your brother?

\_\_\_\_\_

6.  Is this your sister?

\_\_\_\_\_



### 4 Draw the objects. Describe the picture.

1

a car

1. This is my car.

2. \_\_\_\_\_

2

an apple

3

your mom

3. \_\_\_\_\_


4. \_\_\_\_\_

4

a cat

## 1 Look and write the names.


sister grandpa mom  
grandma brother dad




## 2 Unscramble the questions. Then answer them.

1     
 Is this your sister?   
 No, it isn't.


sister  
your  
Is  
this

2     
 \_\_\_\_\_?   
 Yes, it is.

mom  
your  
Is  
this

3     
 \_\_\_\_\_?   
 \_\_\_\_\_

your  
grandpa  
this  
Is

4     
 \_\_\_\_\_?   
 \_\_\_\_\_

your  
brother  
this  
Is

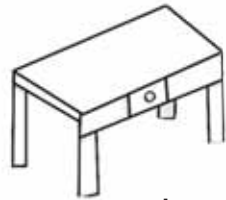
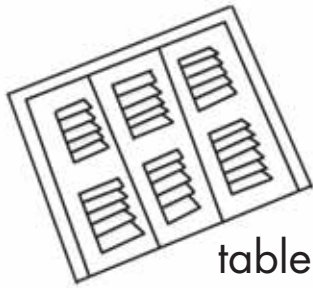
# The Train Is in the Fridge



# Unit

8

1 Match the words with the pictures.



shelf



fridge

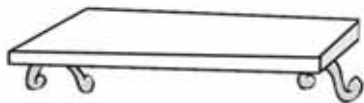
table

box

closet



bed



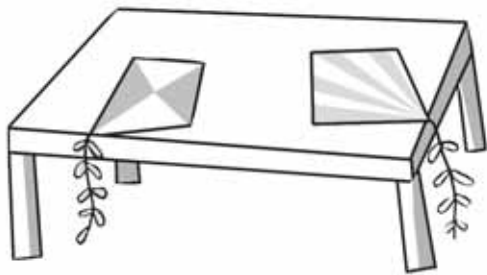
chair

sofa




2 Fill in the blanks.

Where is    Where are



1. Where are the kites?


They're on  
the table.



2. \_\_\_\_\_ the train?




3. \_\_\_\_\_ the drums?



4. \_\_\_\_\_ the teddy bear?

### 3 Look and circle Yes or No.



1



2



3



4

1. The schoolbag is in the closet.

Yes / No

2. The notebook is under the bed.

Yes / No


3. The apples are in the fridge.

Yes / No

4. The grapes are on the shelf.

Yes / No

### 4 Look and complete the sentences.



1. The cat is \_\_\_\_\_.

2. The dog is \_\_\_\_\_.

3. The rabbit \_\_\_\_\_.

4. The parrot \_\_\_\_\_.

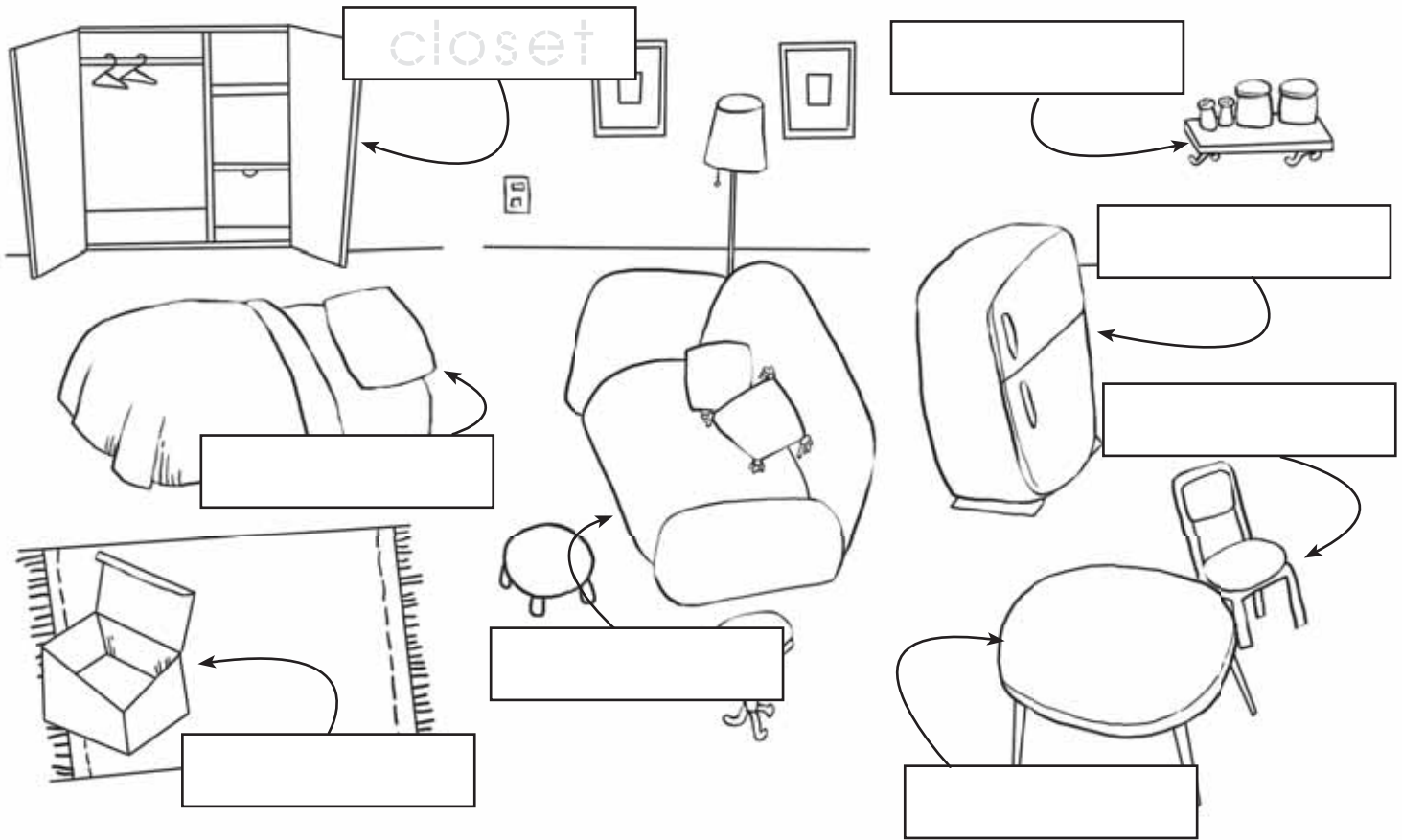
5. The fish \_\_\_\_\_.

6. The turtle \_\_\_\_\_.

7. The snake \_\_\_\_\_.

1 Look and label.

box fridge chair bed sofa closet table shelf




2 Trace and write the question and the answer.

1



Where is the book? It's in the box.

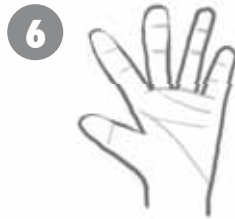
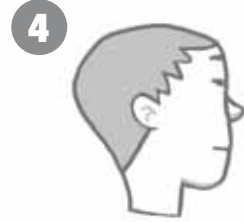
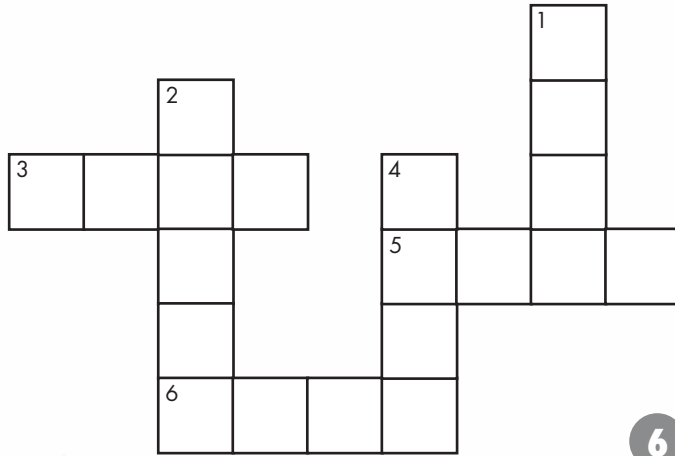
2



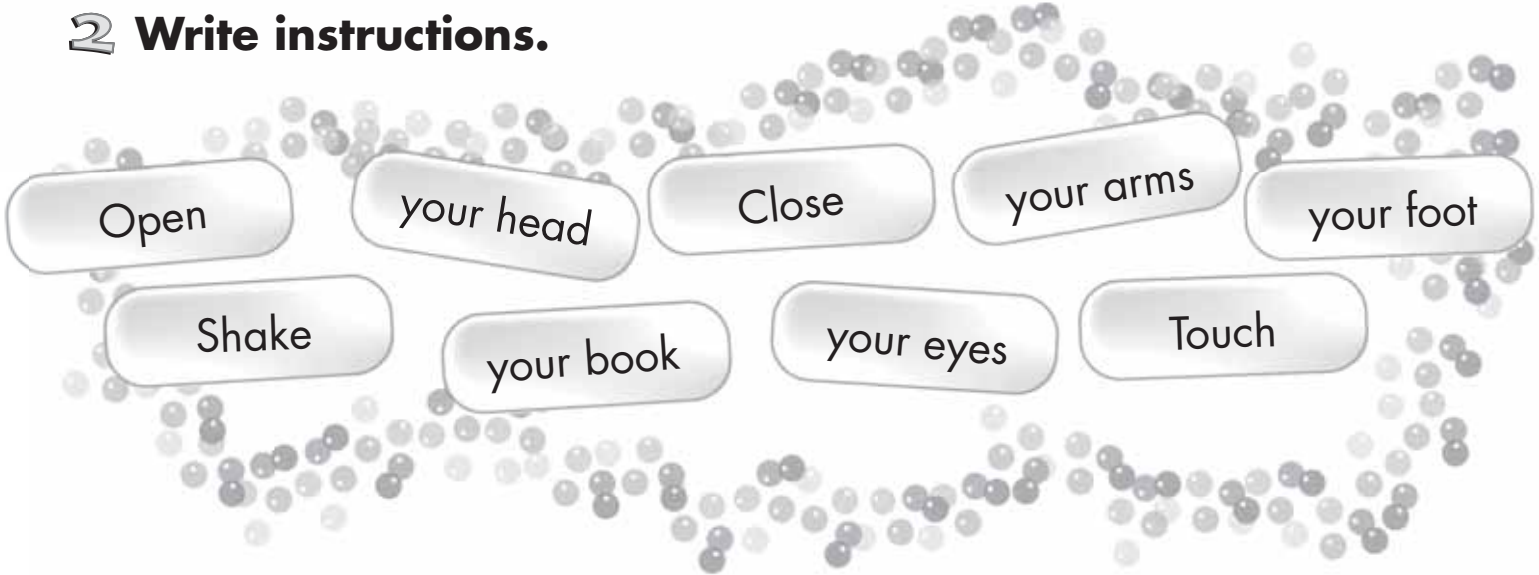
\_\_\_\_\_ ? \_\_\_\_\_



## 1 Complete the crossword.



## 2 Write instructions.



1. \_\_\_\_\_
2. \_\_\_\_\_
3. \_\_\_\_\_
4. \_\_\_\_\_
5. \_\_\_\_\_

### 3 Correct the instructions.



1. Touch your eyes.

Touch your ears.



2. Shake your mouth.

\_\_\_\_\_



3. Close your feet.

\_\_\_\_\_



4. Open your hands.

\_\_\_\_\_

### 4 Complete the dialogue.

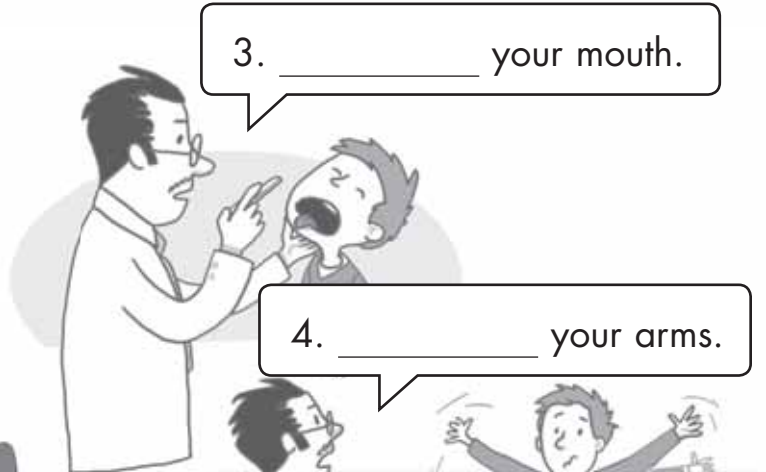
1. Sit \_\_\_\_\_, please.



2. Touch your \_\_\_\_\_.



3. \_\_\_\_\_ your mouth.



4. \_\_\_\_\_ your arms.



You're fine!



## 1 Unscramble and write the words.



1. hair

5. \_\_\_\_\_

2. \_\_\_\_\_

6. \_\_\_\_\_

3. \_\_\_\_\_

7. \_\_\_\_\_

4. \_\_\_\_\_

8. \_\_\_\_\_

## 2 Look and match.



Open your hands

Close your eyes.

Shake your leg.

Touch your nose.

# Vocabulary

**Unit 1**

---

**Unit 2**

---

**Unit 3**

---

**Unit 4**

---

**Unit 5**

---

**Unit 6**

---

**Unit 7**

---

**Unit 8**

---

**Unit 9**

---

