



United Arab Emirates

Ministry Of Education

RAK Educational Zone

Umm Al Qura for basic education c1

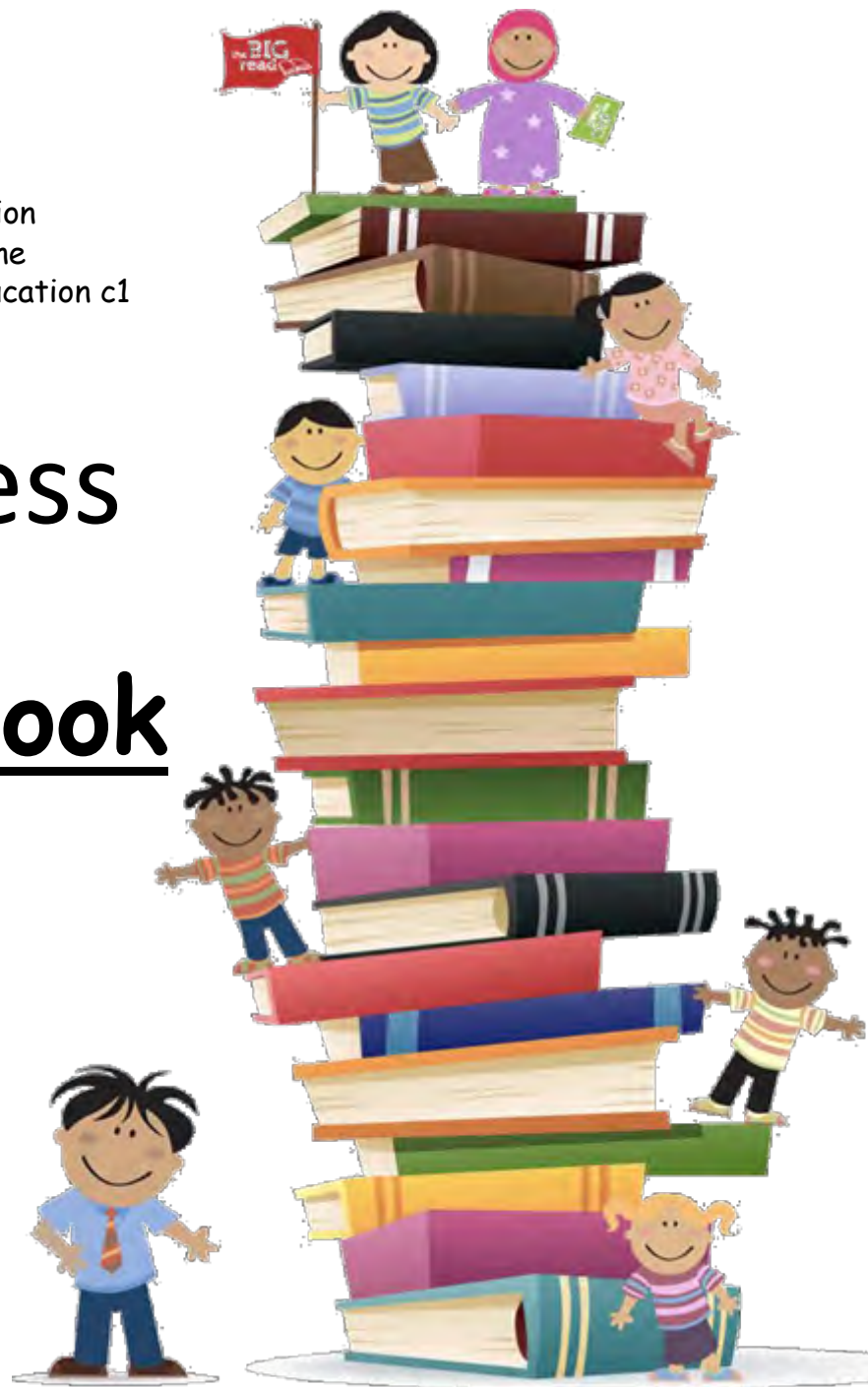
# Bridge to Success

## U1:look in a book

3<sup>rd</sup> grade

Name :.....

2016-2017



## Lesson 1

## 1-What's your name?

My name is -----

## 2-Where are you from ?

I am from -----.

### 3-How old are you ?

I am -----years old.

#### 4-What colors do you like?

I like the colors -----and -----.

### 5-What do you like reading about ?

I like reading about -----

**6-Have you got any brothers or sisters?**

I have got -----brothers and -----sisters.



## Introduce your self :



# U1: look in a book

## Lesson 1

### Read & Complete : Introduce your friend



1-My name is Maryam.

1-----



2-I am eight years old .

2-----



3-My name is Ahmed.

3-----



4-I like playing  
football.

4-----



# U1: look in a book

Lesson 1

R-order :



Introduce your friend Sara :

1-name / my / is / Sara .

2-am /UAE / from / I .

3-I / years / old / eight /am.

4-like / red / I / color.

5-reading / like / I .

6-have / two sisters / I / one brother.



# U1: look in a book

Vocabulary :

Copy & read

## Lesson 1



Bookcase



cupboard



tablet



e-book



Book cover



pages



# U1: look in a book

## Lesson 1

### Spelling :



--	--	--	--	--	--	--	--



--	--	--	--	--



--	--	--	--	--	--	--	--



--	--	--	--	--	--	--	--	--	--



--	--	--	--	--	--



--	--	--	--	--






# U1: look in a book

## Lesson 1

Write sentences by using this is & these are :



# U1: look in a book

## Lesson 1


Read & complete :



This is Sara's book.



This is \_\_\_\_\_



This is \_\_\_\_\_



This is \_\_\_\_\_.



Read & color :

- 1- Sara's book cover is grey.
- 2- Ali's book cover is yellow.
- 3- Fatma's book cover is purple.
- 4- Omer's book cover is orange.






# U1: look in a book

## Lesson 2

Vocabulary :

Copy & read



Author

title

inside

contents

chapter

fiction



# U1: look in a book

## Lesson 2

Vocabulary :

Copy & read



non-fiction



characters




information



scary




story



# U1: look in a book

## Lesson 2



## Look at the book cover :

1- Who is the author?

---

---

2- What is the title?

---

---

3- What is the book about?

---

---

## Read :



This is my book.




This is your book.




# U1: look in a book

## Lesson 2



Classify books by writing fiction or nonfiction :

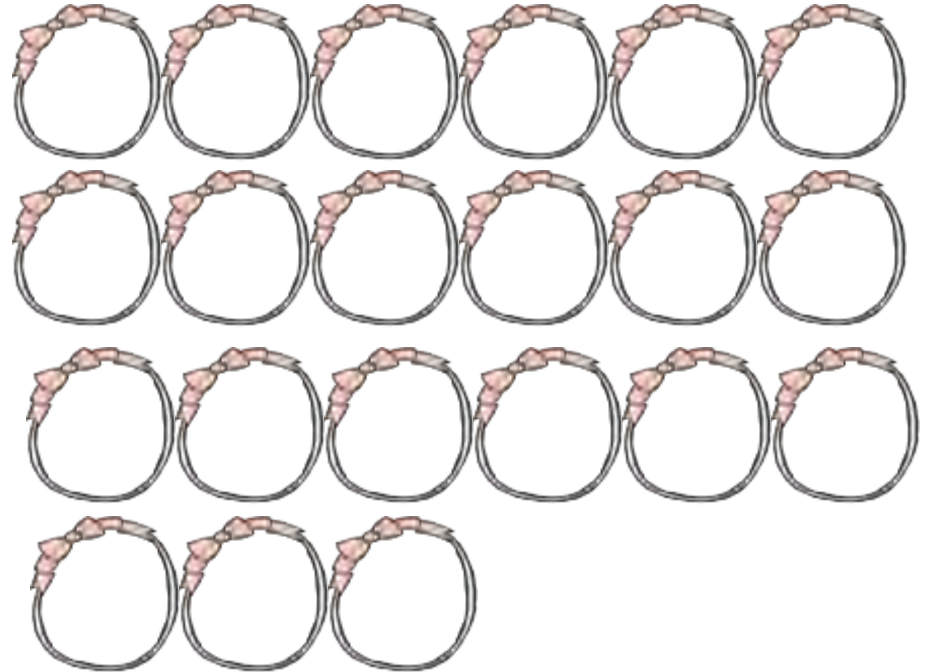


## Vocabulary :

**Write the vowels letters :**

## consonants

**Write the consonants letters :**





# U1: look in a book

## Lesson 3

Choose the correct answer :

**r**

☐

vowels

☐

consonants

**a**

☐

vowels

☐

consonants

**s**

☐

vowels

☐

consonants

**o**

☐

vowels

☐

consonants

**m**

☐

vowels

☐

consonants

**g**

☐

vowels

☐

consonants

**f**

☐

vowels

☐

consonants

**u**

☐

vowels

☐

consonants

**p**

☐

vowels

☐

consonants

**i**

☐

vowels

☐

consonants

**t**

☐

vowels

☐

consonants






# U1: look in a book

## Lesson 3

Write the correct number :




\_\_\_\_\_



\_\_\_\_\_



\_\_\_\_\_



# U1: look in a book


## Lesson 4



backpack



hairbrush



Skipping rope



camera



jumper

Vocabulary :

Copy & read



# U1: look in a book

## Lesson 4

Vocabulary :

Copy & read



pencil



lunchbox



shoe



jacket



sock



# U1: look in a book

## Lesson 4


a) Write the correct answer:

Hairbrush - pencil - camera - lunchbox - shoes - backpack

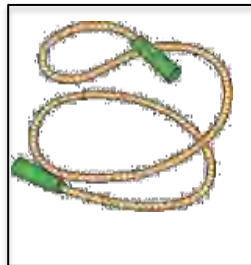
Jumper - jacket - skipping rope



\_\_\_\_\_



\_\_\_\_\_



\_\_\_\_\_



\_\_\_\_\_



\_\_\_\_\_



\_\_\_\_\_



\_\_\_\_\_



\_\_\_\_\_



\_\_\_\_\_



\_\_\_\_\_



# U1: look in a book

## Lesson 4

b) What do you need for camping :  
Draw & write



He needs



These books are mine.  
(These are my books.)

### Possessive pronouns

Person	Singular		Plural	
1 <sup>st</sup> person	my	mine	our	ours
2 <sup>nd</sup> Person	your	yours	your	yours
3 <sup>rd</sup> Person	her	hers	their	theirs
		his its		



# U1: look in a book

## Lesson 5

Vocabulary :

Copy & read



recipe



dinosaurs



whisper



sport



Train



monkey





# U1: look in a book

Vocabulary :

Copy & read

## Lesson 5



king



Amazing



dictionary



Computer



Mobile phone





volcano



# U1: look in a book

## Lesson 5

Mobile phone - monkey - dinosaurs - dictionary - king - sports - whisper - volcano - computer



b) Complete the missing letters :

\_ecipe

A\_azing

boo\_



### Project :

يجب على الطالبة في نهاية الوحدة أن تقوم بعمل بوستر  
I like reading عنوان البوستر A4 حجم ورقة  
عناوين على 3 وتقوم الطالبة برسم وكتابة about  
الأقل تحب قرائتها كما هو موضح في الكتاب صفحة

يرجى العلم أن الطالبة ستقوم بالتحدث عن ما تحب قرائته أمام الطالبات  
وسأقوم بوضع درجة المشروع لكل طالبة في هذه I like reading about animals مثال:  
الصفحة .

تختار الطالبة أي زميله في الفصل وتحدث عنها بعد أن  
تتعرف على المعلومات منها وفقا للنمط الموجود في  
18 الكتاب صفحة

### 1- Things we like reading about :



### 2-introduce your partner :

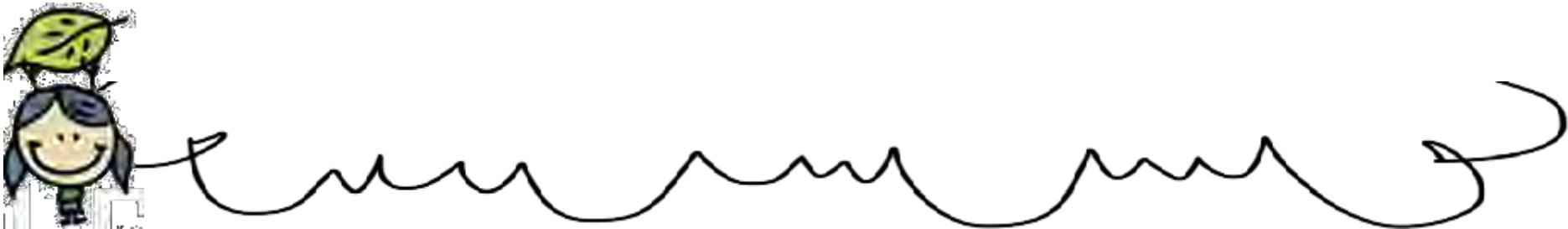

Her name is Fatma.  
She is eight years old.  
She likes the colors red and pink.  
She likes reading about bugs.  
She has got two brothers and one sister .



U1: look in a book

# Dictation

Introduce yourself :



U1: look in a book

# Dictation

---

---

---

---

---

---

---

---

---

---

---

---

---

---

---

---

---

---

