

Lesson 1 Think about it

What can we find in a book?

- 1 Read and listen
Which story has stayed
inside your head?

- 2 In which book?

Look at the books in
the picture.

Which one would you
like to read? Why?

Then listen and point to the correct book.

Reading


A story is a special thing.

The ones that I have read,

They do not stay inside the book.

They stay inside my head.


Marchette Chabon



Lesson 2 New words

1 Topic vocabulary

Listen, point and say.
Then listen and follow the instructions.



bookcase



book cover



tablet with e-book



cupboard



pages

2 21st Colours and numbers

Ask questions about the picture on page 6.

Language tip

How many books are there?

There **is one** book.



There **are two** books.



How many
chairs are there?

What colour is
the ruler?

How many books
can you see?

Lesson 3 Time to practise

1 Introduce your partner

Work with a partner. Ask them some questions.
Write down the answers. Introduce your partner to the class.

What's your name?

How do you spell your name?

How old are you?

What colours do you like?

What do you like reading about?

Have you got any brothers or sisters?

___ name is ___ .

___ is ___ years old.

___ likes the colours ___ and ___ .

___ likes reading about ___ .

___ has got ___ brothers and ___ sisters.



2 Make a book about you!

Make a cover for your book. Write your name on it, like this:


Faisal's book Sara's book

On each page, draw a picture and write about you.

Lesson 4 Find out more

1 A book cover

Look at the book cover.
Who is the author? What is the title?
What is the book about?
Find another book in your classroom.
Answer the questions again.



2 Inside a book

Look at the contents page.
It is at the beginning of a book.
It tells you what is in the book.
This book has four chapters.

Contents	page
1 Little boats	2
2 Big boats	5
3 Old boats	8
4 New boats	10

Here are four pictures from the book *Busy Boats*. In which chapter can you find each picture? Which page will you look at?



Speaking tip

Say your opinion
when talking to
someone.

I agree

I don't agree

I think

3 Talk about it

Why do some
books have a
contents page?
Do you agree?

The contents page
helps you find the pages
you want to read.

The content page
tells you what is
in the book.

Look in a book

Lesson 1 Think about it

1 Write about yourself

Answer the questions. Put a full stop at the end of each sentence.

1 What's your name?

My name is _____

2 How old are you?

I'm _____

3 What colour are your eyes?

My eyes are _____

2 What do you like?

If the sentence is **true** for you, put a tick ✓ in the box.

If it is **not true**, put a cross ✗ in the box.

I like tablets. ☐

I like sharks. ☐

I like football. ☐

3 Write

Write a sentence about a story that has stayed inside your head.

Lesson 2 New words

1 Draw and colour


Draw 4 books in the bookcase.

Draw 3 books in the cupboard.

Draw 2 books on the table.

How many books are there altogether? _____

Colour 1 book red. Colour 5 books green. Colour 3 books yellow.



2 Read and complete

Complete the sentences about the picture.

There are _____ b_____ks inside the _____.

There are _____ b_____ks inside the _____.

There are _____ b_____ks on the _____.

Lesson 3 Time to practise

Writing tip

We use 's to show that something belongs to somebody.
This is Samira's chair.

1

1 Whose is it?

Write sentences to say whose object it is.



2

It's Tarek's pencil case.



3

★ 2 Challenge

What sort of books do you like? Write a sentence.

I can write about myself and other people.

😊 yes

😐 sometimes

☹ not yet

Lesson 4 Find out more

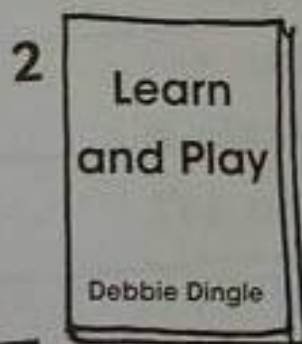
1 A contents page

Read the sentences and tick (✓) Yes or No.

	Yes	No
1 The contents page is at the end of a book.		
2 A contents page tells you what is inside the book.		
3 All books have a contents page.		
4 The title is on the book cover.		

2 Which contents page?

Draw a line to match the contents page with the book cover.



a

Contents	Page
1. What you need	4
2. Paper animals	5
3. Paper planes	7
4. Paper games	10

b

Contents	Page
1. Types of sharks	4
2. Big sharks	5
3. Little sharks	7
4. Where do sharks live	9

c

Contents	Page
1. Keyboards	
2. Get started	
3. Learn notes	
4. Music to play	

3 Authors

Who is the author of each book? Write the name.

1 Sharks _____

2 Fun with Paper _____

3 Learn and Play _____