Golden Question Bank Design Playbook

Blueprint for Grade 1 English

Semester 2 Curriculum Layout Guide
100 Questions & Answers Architecture

ملاحظة: غلاف العرض التقديمي. يجب أن يجذب الانتباه فوراً ويعكس الهوية البصرية المطلوبة للمشروع (اللون الذهبي والروح الطفولية).



حصري لمدينة صفر الجنوب

NotebookLM

تحويل المحتوى التعليمي إلى تجربة بصرية ممتعة

Transforming standard curriculum into a visual experience

Target Audience:
Children aged 6–7 years

حسن المنتديات صقر الجوجي

NotebookLM

Technical specifications for the 12-page canvas

Quality: High resolution for print and digital screens

Format: 12 total pages

Orientation: A4 Vertical (Portrait) Layout

Spacing: Clear margins for printing, balanced poster-style spacing

حصري لمنتديات صقر الجنوب

NotebookLM

Establishing a joyful and readable aesthetic

حصري لمنتديات صوت الجنوب

Type Board

Large **glowing golden titles** for section headings

Highly readable for early learners

Golden Titles

Bold font weights

Child-friendly typography

NotebookLM

Curating age-appropriate classroom iconography

Icon Library: Curated for Engagement & Clarity

Books

Animals

Pencils & School Bags

Apples & Chalkboards

Stars & Balloons

Speech Bubbles

حصري لمنتديات صقر الجنوب

NotebookLM

Integrating the South Falcon Forums identity

منتديات صقر الجنوب – South Falcon Forums

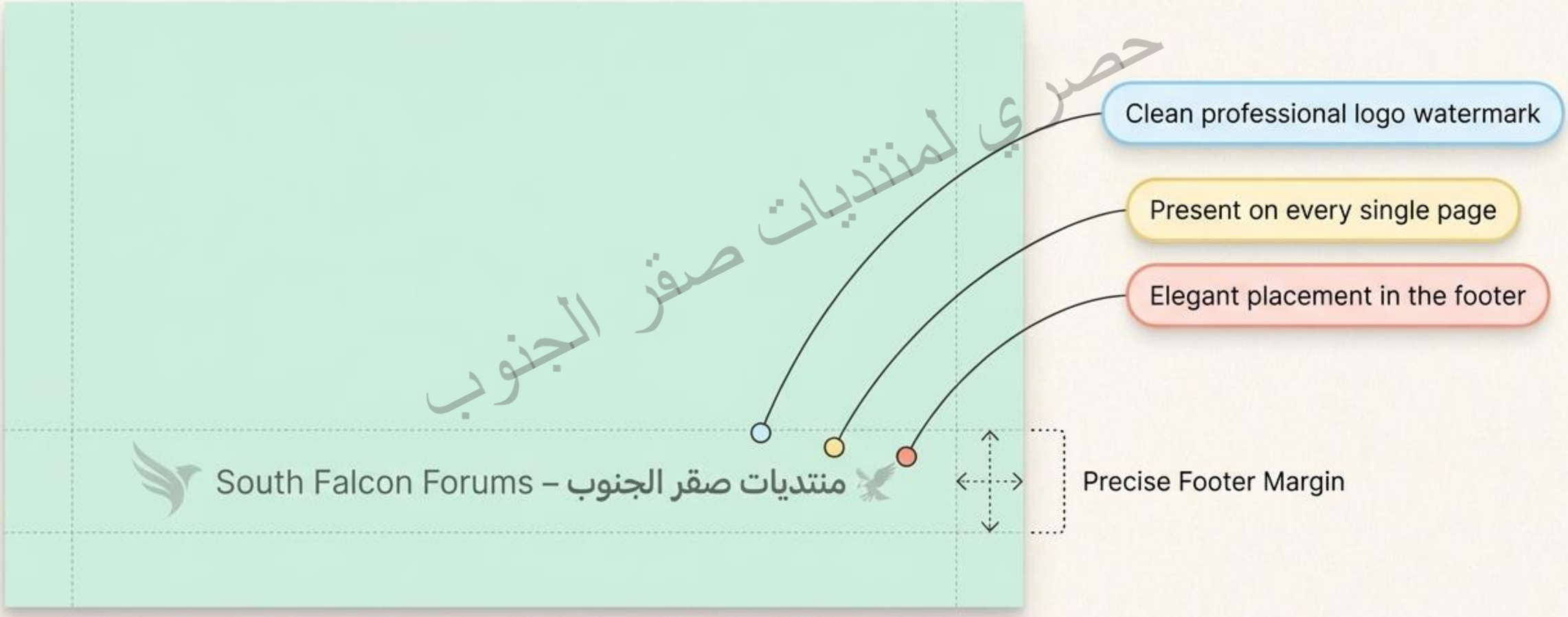

NotebookLM

Mapping the 12-page curriculum flow

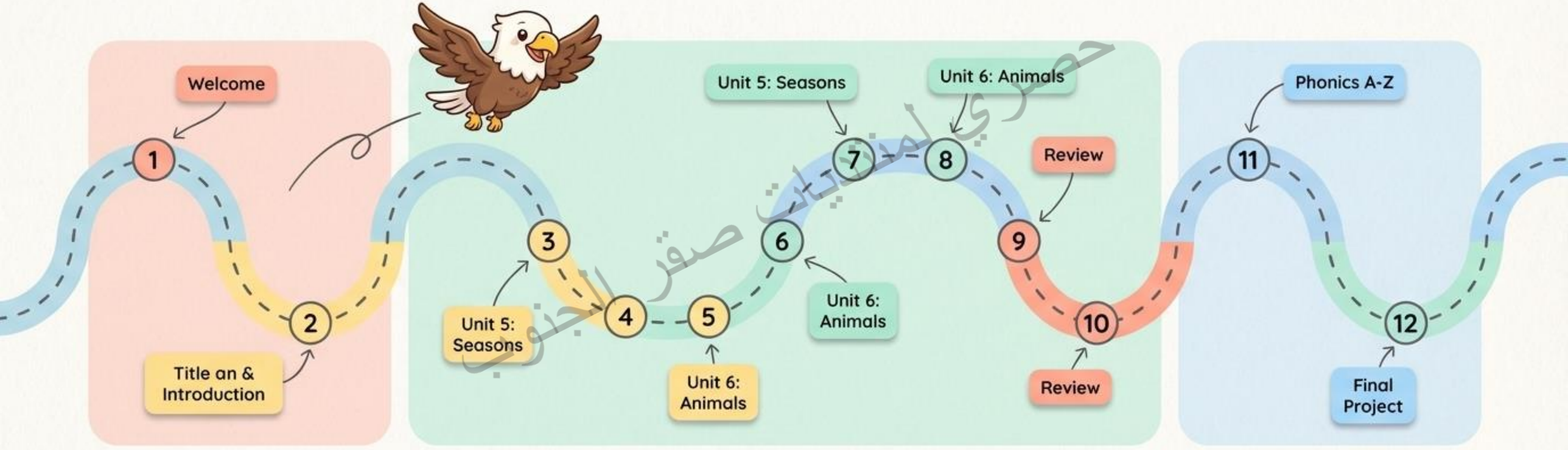

Pages 1-2:
Title & Introduction

Pages 3-10:
The Core Units (5, 6, 7, 8)

Pages 11-12:
Phonics, Speaking & Closing

NotebookLM

16:9 slide

Setting the stage with a golden introduction

in Quicksand

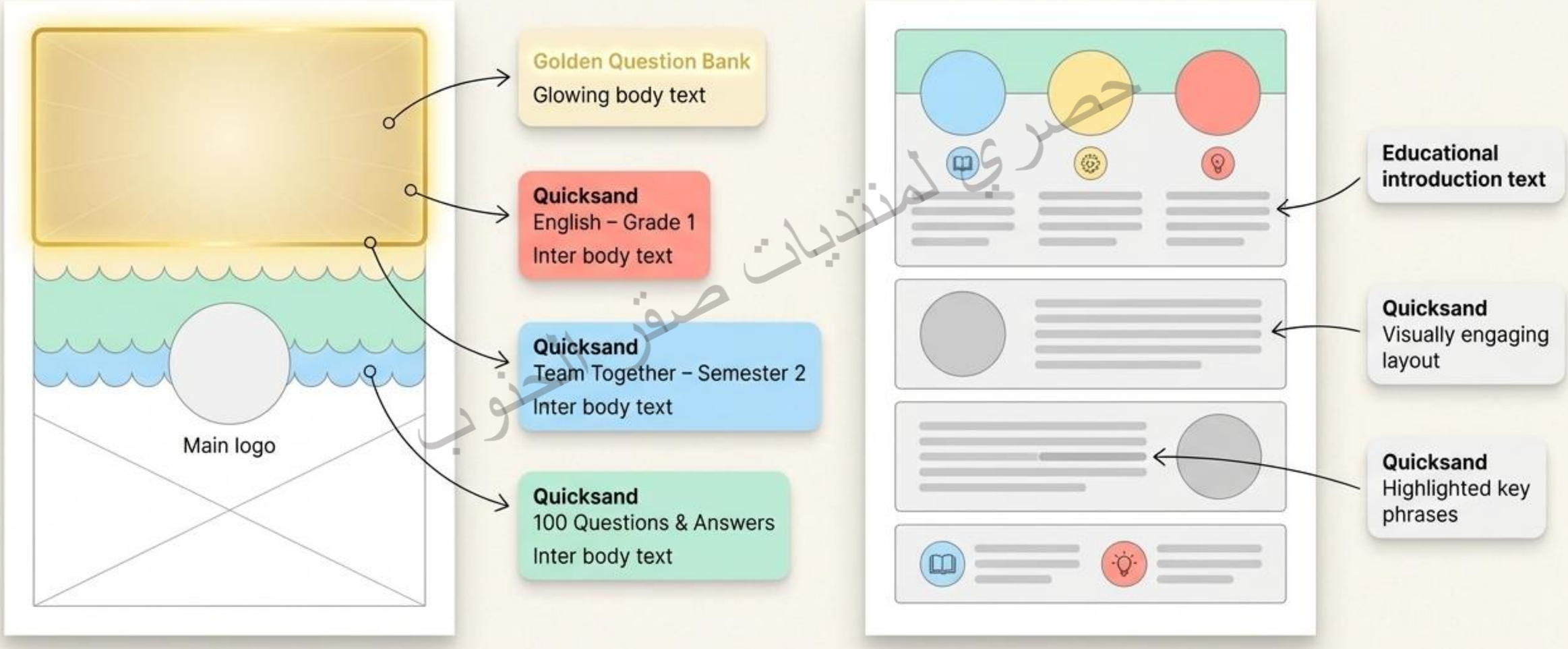

Page 1, Cover

Page 2, Intro

حصري لمنتديات صقر الجنوب

NotebookLM

16:9 slide

Structuring Unit 5: My Body

Wireframe design for pages 3 and 4 with three distinct content blocks.

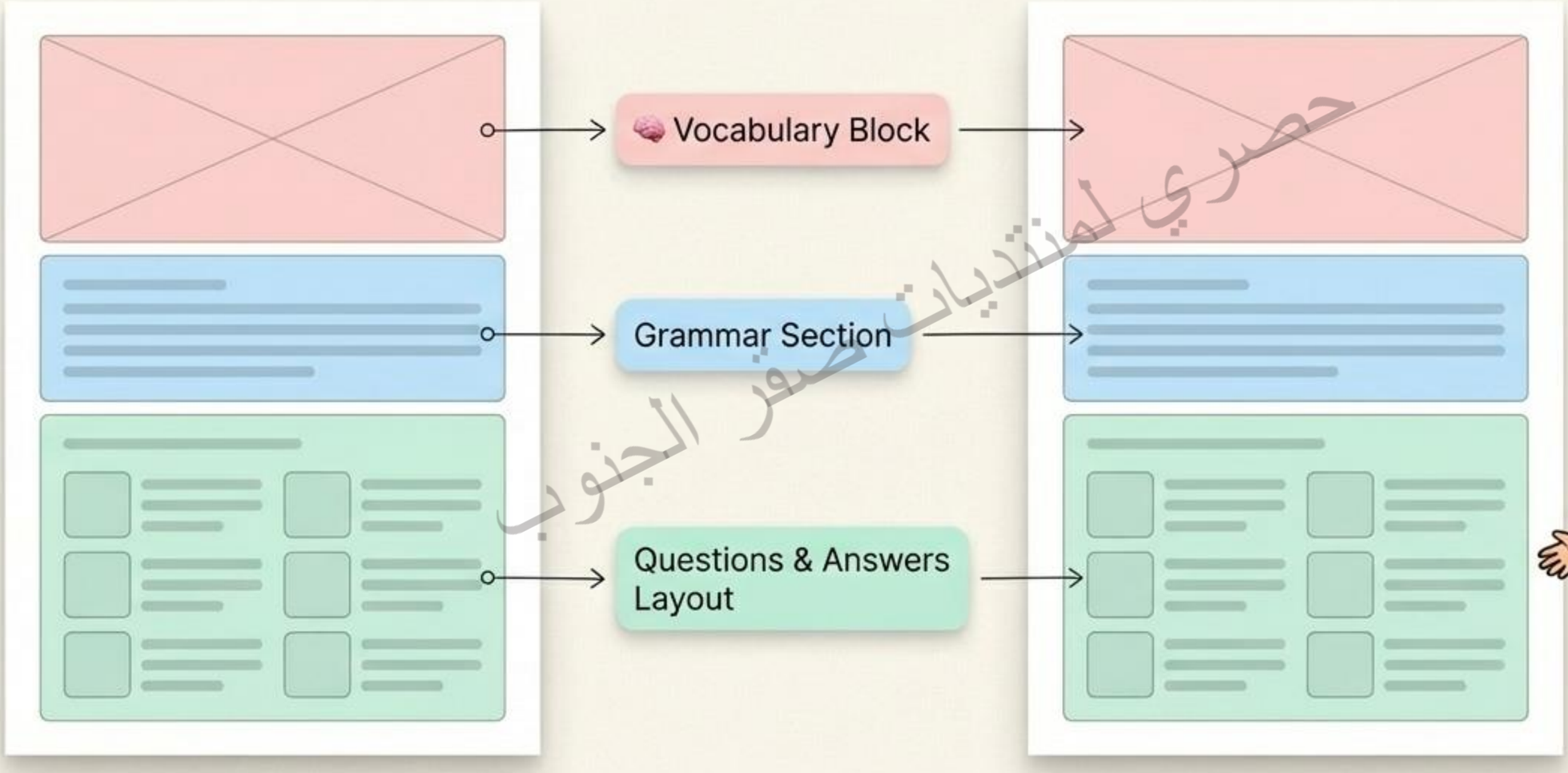

حصري لمنتديات صوت الجنوب

NotebookLM

16:9 slide

Structuring Unit 6: My Blue Jacket

Wireframe design for pages 5 and 6 with a distinct matching exercise layout.

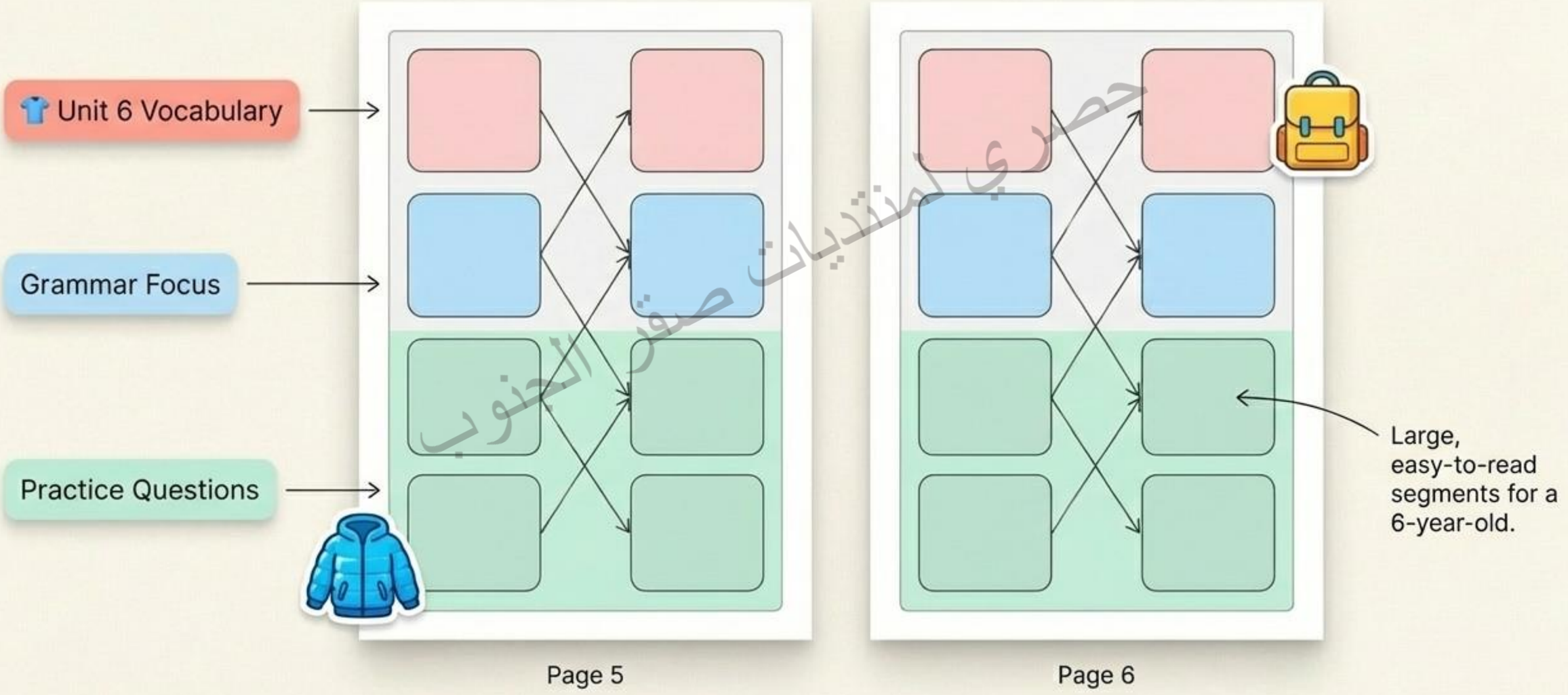

حصري لمنتديات صوت الجنوب

NotebookLM

Structuring Unit 7: They're Tigers

Wireframe design for pages 7 and 8 with animal-themed content blocks and cartoon icons.

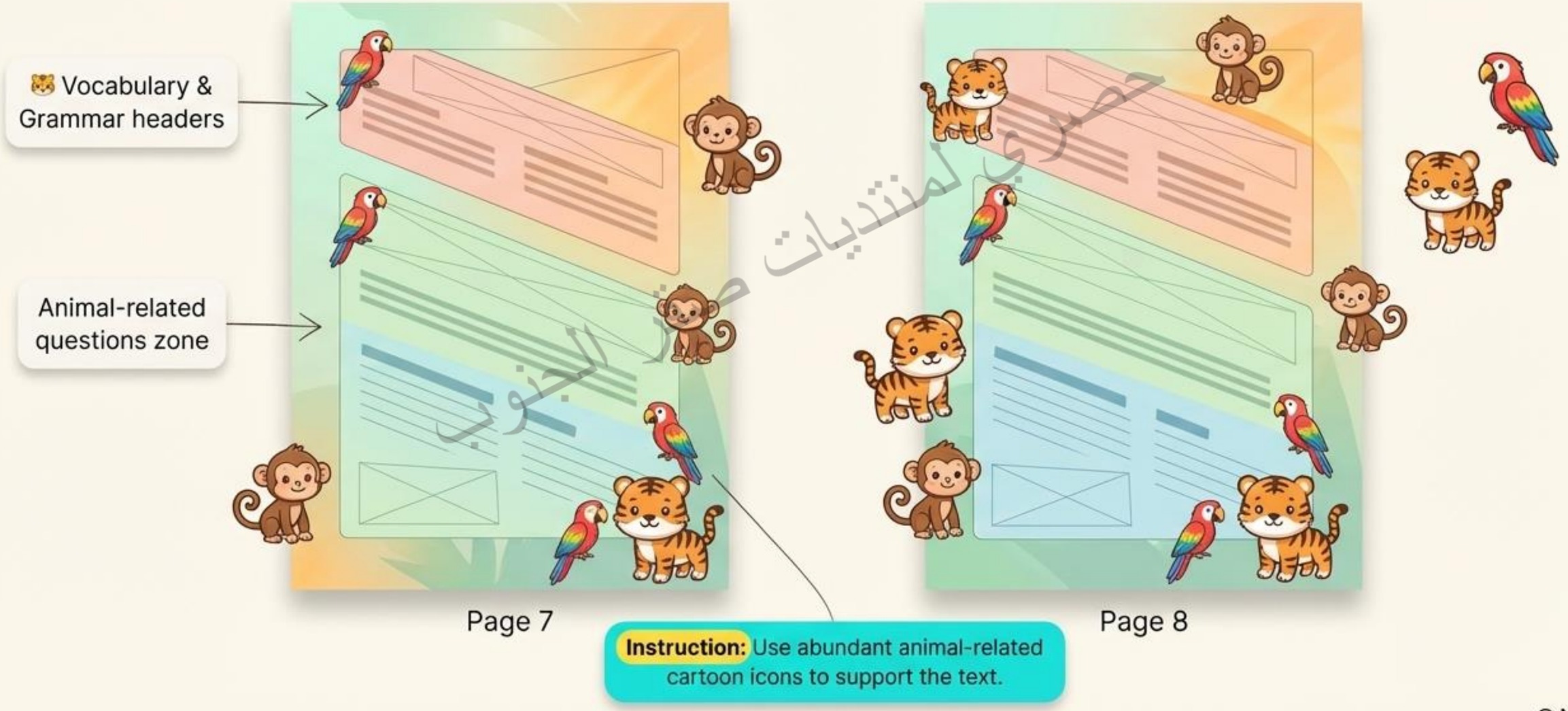

حصري لمنتديات صقر الجنوب

NotebookLM

Structuring Unit 8: I Like Cakes

Wireframe design for pages 9 and 10 with a sweet bakery-themed content layout.

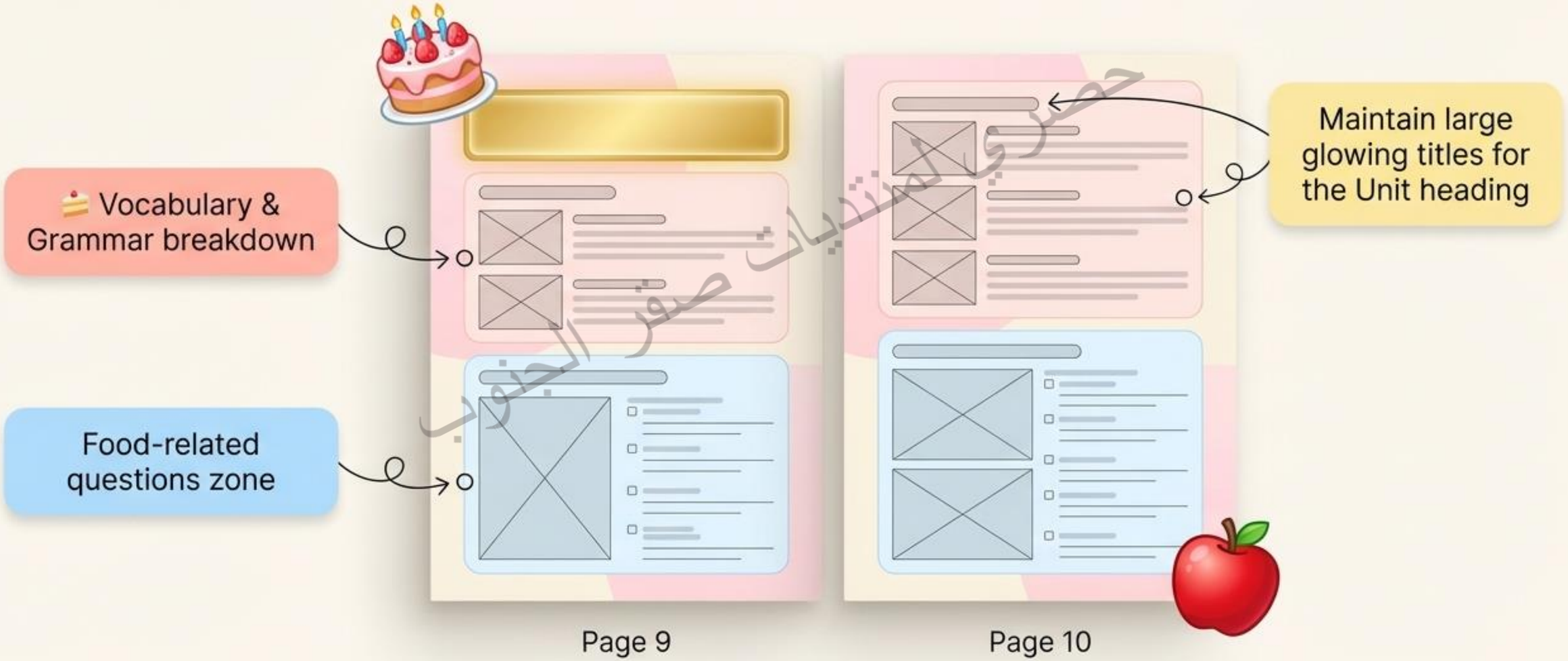

NotebookLM

Structuring Unit 9: Phonics & Speaking Practice

Wireframe design for pages 11 and 12 with phonics blocks and concluding speaking exercises.

🔤 Phonics + Short Words (Letters and simple words arranged visually)

Page 11

Page 12

🗣️ Speaking exercises and the final motivational closing message

حصري لمتديات صوت الجنوب

NotebookLM

Golden Question
Design Playbook

A4 vertical pages
this mockup

Printable educational
booklet (High-res A4)
Inter

Ready-to-use
teacher resources

Facebook educational posts
(Vertical scrolling friendly)
Inter

حصري لمنتديات صفر الجنوب

NotebookLM