

Ministry of Education
Juwairyah Bint ALHarth School C1



وزارة التربية والتعليم
Ministry of Education



Practices for the final exam

Grade Two

T.Amnah Suhail

Reading Part 1

Match the sentences to the picture. Draw a line.
There is one picture you don't need to use.

1. Squirrel climbs tree.



2. I do math at school.



3. She writes at school.



4. I go to school by bus.



Reading Part 2

Read the text and the sentences below.
Choose yes or no.

My name is Fatima . I am 7 years old. I am from UAE. Every morning I go to school by car. I like my classroom. In the classroom, there are white board, ABC chart, chairs, desks, ruler and lunch box. I spend great time at school.

1. Fatima is 7 years old. Yes \ No

2. Fatima goes to school by bicycle . Yes \ No

3. Fatima likes her classroom. Yes \ No

4. In the classroom ,there is white board. Yes \ No

Reading Part 1

Match the sentences to the picture. Draw a line.

There is one picture you don't need to use.



1. I lay the table with mum.



2. I cook with my sister.



3. Before school I eat breakfast.



4. The red apple.



Reading Part 2

➤ Read and answer with yes or No

Read the text and the sentences below.

Choose yes or no.

My name is Aisha. I am 7. I go to school by car. I play game with brother. I fly kite with sister. I cook dinner with mum. I lay the table with dad.

1. My name is Aisha.

Yes \ No

2. I go by metro.

Yes \ No

3. I play game with sister.

Yes \ No

4. I cook dinner with mum.

Yes \ No

5. I lay the table with dad.

Yes \ No

Writing
part1

Look at the picture and write the words.
The first one is done for you.

walk



2.....

3.....



4.....

5.....



Writing

Part 2

Read the sentences. Look at the picture.
Write the missing words.
The first one is done for you.

1. She writes at school.



2. I At school.




3. There are.....books.



4. I have.....



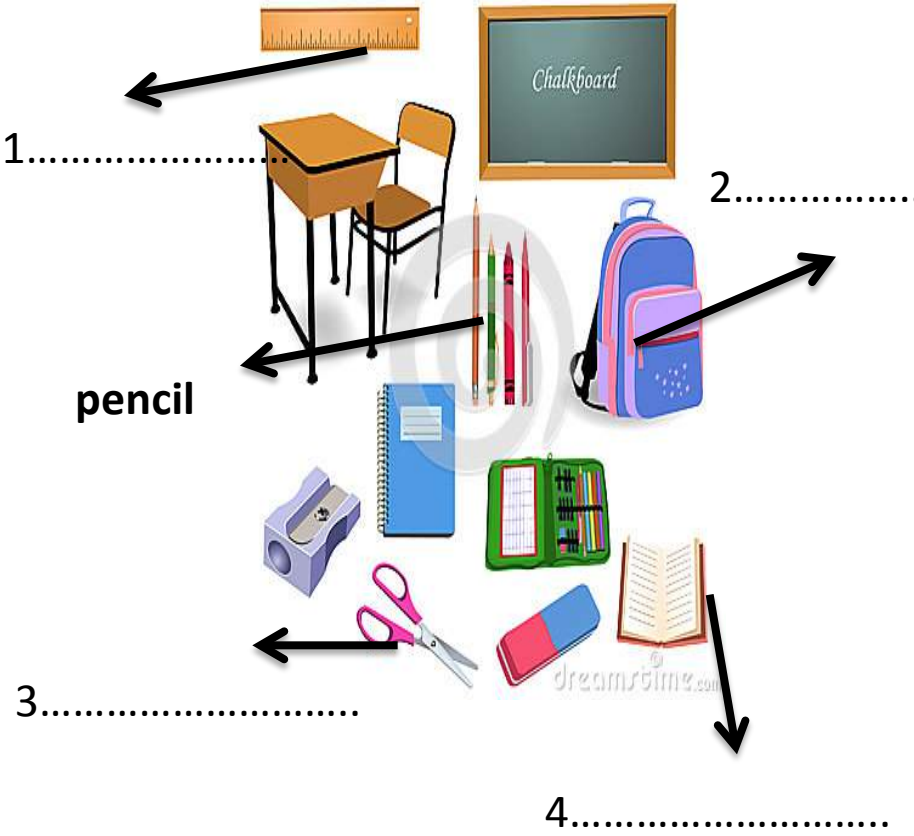
5. I have one at home.



Writing

Part 1

Look at the picture and write the words.
The first one is done for you.



Writing

Part 2

Read the sentences. Look at the picture.
Write the missing words.
The first one is done for you.

1. It is a lunchbox.



2.can swim.



3. I go to school by



4. She a book .



5. We At school.



Writing

Part 1

Look at the picture and write the words.



.....



.....



.....

.....

Writing

Part 2

Read the sentences. Look at the picture.
Write the missing words.

1. I The table.



2. I eatfor breakfast.



3. This family is



4. She



Writing
part1

Look at the picture and write the words.
The first one is done for you.



Writing

Part 2

Read the sentences. Look at the picture.
Write the missing words.
The first one is done for you.

1. I have a small family.



2. I have three



3. I like to eat salad.



4. It's

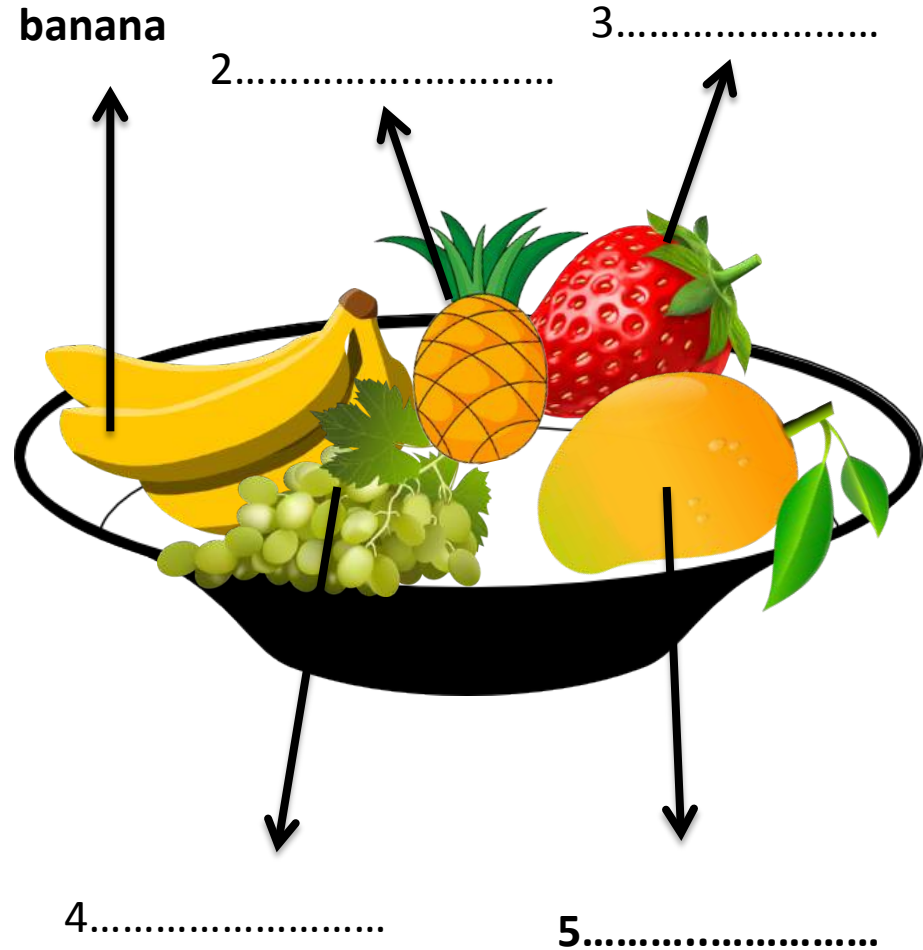


5. I with mum.



Writing
part1

Look at the picture and write the words.
The first one is done for you.



Writing


Part 2

Read the sentences. Look at the picture.
Write the missing words.
The first one is done for you.

1. I have a big family.



2. I eatfor breakfast.



3. It's green



4. It's a



5. Baby takes a



Writing
part1

Look at the picture and write the words.
The first one is done for you.

TV

2.....

3.....

4.....

Writing

Part 2

Read the sentences. Look at the picture.
Write the missing words.
The first one is done for you.

1. Children have fun .



2. The cat is on my



3. The pink



4. I eatat dinner..



5. It's a



Writing
part1

Look at the picture and write the words.
The first one is done for you.

catch



2.....



3.....

4.....

Writing

Part 2

Read the sentences. Look at the picture.
Write the missing words.
The first one is done for you.

1. The apple is next to the book.



2. I drink a of tea.



3. It's a green



4. It's a



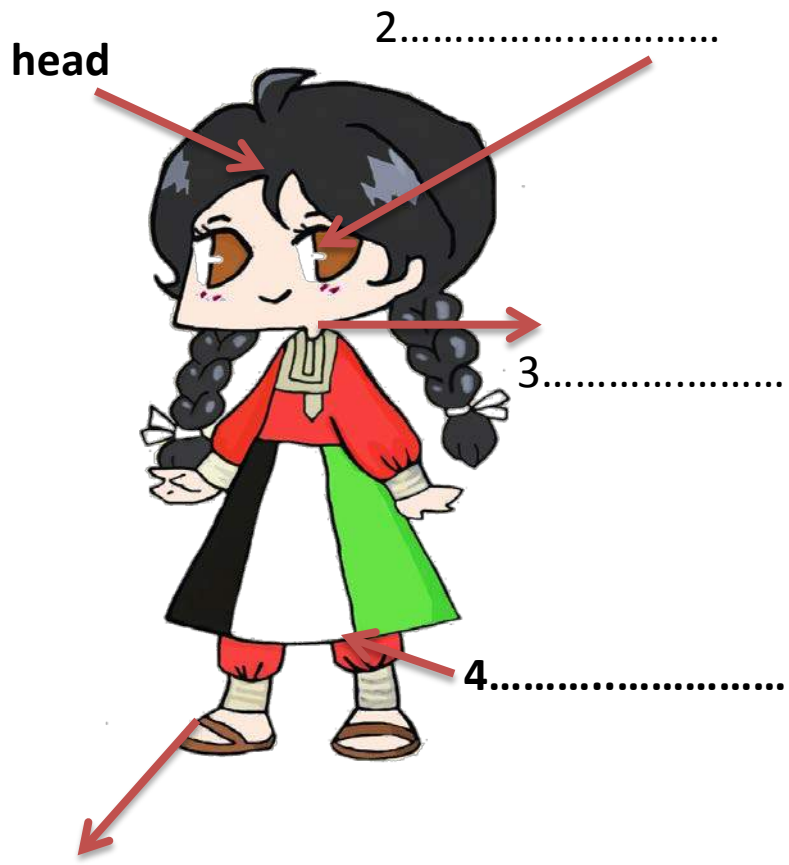
5. I play with a



Writing

part1

Look at the picture and write the words.
The first one is done for you.



5.....

Writing

Part 2

Read the sentences. Look at the picture.
Write the missing words.
The first one is done for you.

1. The girl is under the tree.



2. I is jump.



3. It's a



4. She a book.



5. It's a




Writing

part1

Look at the picture and write the words.
The first one is done for you.

hat



2.....

3.....

4.....

Writing

Part 2

Read the sentences. Look at the picture.
Write the missing words.
The first one is done for you.

1. My father is a pilot.



2. I am a



3. My brother is a



4. This is a




5. My father is a



Writing
part1

Look at the picture and write the words.
The first one is done for you.

jacket



2.....



3.....



5.....



4.....

Writing

Part 2

Read the sentences. Look at the picture.
Write the missing words.
The first one is done for you.

1. This is UAE flag.



2. It's a



3. We have
In our town.



4. There are tall



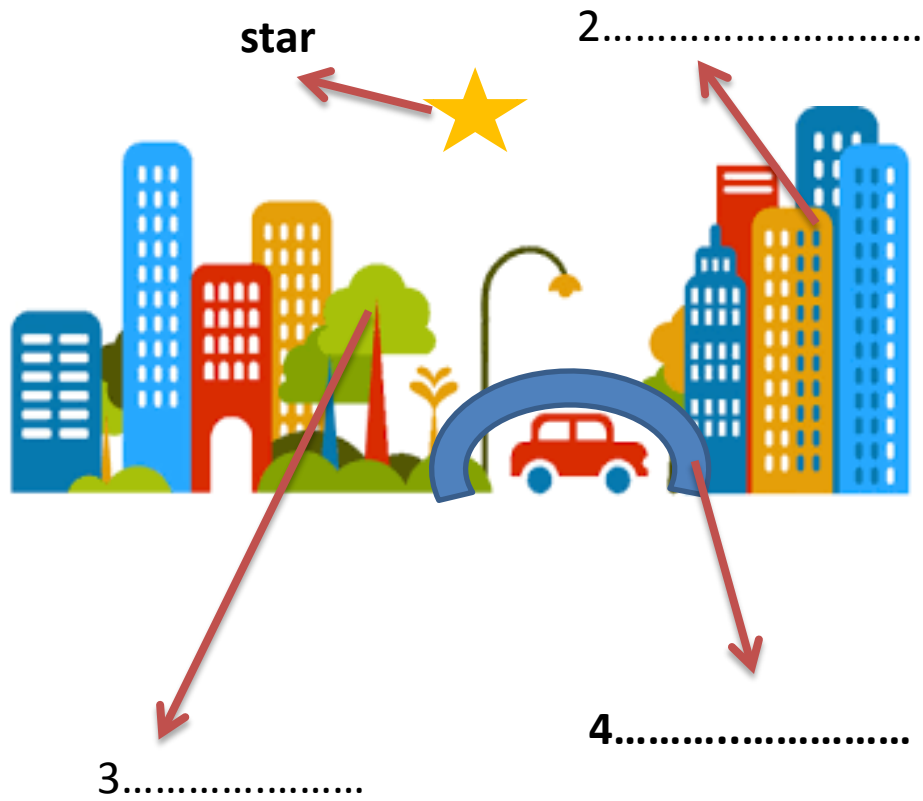
5. It's a star.



Writing

part1

Look at the picture and write the words.
The first one is done for you.



Writing


Part 2

Read the sentences. Look at the picture.
Write the missing words.
The first one is done for you.

1. There are two squares.



2. It is a black



3. I play in the



4. There are Three



5. The Has 3 eggs.

