



UNITED ARAB EMIRATES
MINISTRY OF EDUCATION

2023-2024



ACCESS BOOK

4



Grade
04

4 Listen Track 63

Listen and write the correct words from the box.

first Tuesday Thursday Saturday
fifth seventh third

1 Monday

is the first day of the week.

2 Tuesday

is the second day of the week.

3 Wednesday

is the third day of the week.

4 Thursday

is the fourth day of the week.

5 Friday

is the fifth day of the week.

6 Saturday

is the sixth day of the week.

7 Sunday

is the seventh day of the week.

5 Talk

Can you remember the chant?
Cover your book and try!

Monday is the first day...

Lesson 2: Telling the time

Key Language





At
I get up at six o'clock

Vocabulary

clock, get up, eat breakfast, walk

1 Listen Track 64

Listen and read the times.




2 Write

Write the times in words.



1 It's five o'clock



2 It is half past ten



3 It is quarter to seven



4 It is quarter past one

5 I get up at six o'clock

Read about Sara.
Where does she live?

I'm Sara. I live in Australia. I get up at seven o'clock every day.
I eat breakfast and then I walk to school. School starts at half past eight. I like school because my classmates are nice.

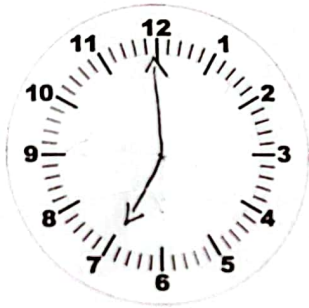


4 Read

Read again.

Write the correct times on the clocks.

1 Sara gets up.



2 School starts.



5 Write

What time do you get up?

What time does your school start?

I get up at... six o'clock.

School starts at... seven o'clock.

Lesson 3: Language focus




1 Vocabulary

Match the times to the correct pictures.

seven o'clock

eight o'clock

nine o'clock



Key Language
Prepositions of
I get up at 8:00

Vocabulary
get up, early,
watch TV, do
homework, eat

2 Read

Read about Rashed.
When does he play football?



Rashed's blog

Hello! I'm Rashed and I live in Al Ain. I get up early on Friday and Saturday. On Saturday, I go to football club at 11 o'clock. At 2 o'clock I go home. Then I do my homework. I watch TV at 5 o'clock. I eat dinner at 7 o'clock. What do you do on Saturdays?




Reading Tip
People write blogs on the internet. A blog is like a diary.

3 Read

Read about Rashed again.
What does he do at the times below?

- 1 11:00 He goes to football club at 11 o'clock.
- 2 5:00 He watches T.V at 5 o'clock
- 3 7:00 He eats dinner at 7 o'clock



4 Practice

Write the correct word, at or on.


- 1 I eat dinner at 7 o'clock.
- 2 I go to football club on Saturday.
- 3 I get up early on Friday and Saturday.
- 4 I watch TV at 5 o'clock.

Language Tip

Times: at 5 o'clock
Days: on Saturday

5 Write

What do you do on Saturdays?
Write three sentences. Use Rashed's blog to help you.



On Saturday...

- 1 I go to football club at 11 o'clock.
- 2 I watch T.V at 5 o'clock.
- 3 I eat dinner at 7 o'clock.

Lesson 4: My world

Key Language
Adjectives
It's a **dry** place.

Vocabulary
hot, cold, dry, wet,
warm, cool, ice, ...

1 Talk

Look at the photos.
Which places are in the UAE?
Where are they?

2 Listen Track 65


Listen and circle a word to describe each place.



1 The Arctic

hot / cold / dry


Listening Tip
Listen for the word





2 The desert

wet / cold / dry

Vocabulary

ice: 

rain: 



3 Mangroves

dry / cool / warm

there

3 Read

Read the clues.

Write the correct place: Arctic, desert or mangroves.

1 You can see ice. It's a cold place.

2 You can see sand. It's a dry place.

3 You can see trees in the water. It's a warm place.

Arctic

Desert


Mangroves

4 Talk

Describe the photos.

Use the words in the box to help you.


hot cold
warm cool
wet dry



1



2



3

It's cold. There's lots of ice.


Lesson 5: Clothes

لباس

Key Language
Present simple
I always wear sandals

Vocabulary
T-shirt, dress, top, sandals, jacket, trousers, jacket, wear

1 Talk
Look at the pictures.
What do you like to wear?



2 Read
What do the people wear? Match the texts to the pictures.

This section contains a matching exercise. On the left, three cartoon characters have speech bubbles with their preferences. On the right, three clothing items are shown, each with a circled letter (A, B, or C). Lines connect the speech bubbles to the correct clothing item.


- Person 1:** "I'm from Scotland. The weather is cold, so I always wear a jacket." (Circled 'cold' and 'jacket'). This is connected to item **B**, a grey jacket.
- Person 2:** "I live in Australia. When it's warm, I wear a T-shirt." (Circled 'warm' and 'T-shirt'). This is connected to item **A**, a yellow T-shirt.
- Person 3:** "I live in the UAE. It's hot in summer, so I wear sandals." (Circled 'hot' and 'sandals'). This is connected to item **C**, a pair of brown sandals.

3 Write

What do people wear when it's warm or cool?
Draw clothes in the boxes.



When it's warm, people wear...



T-shirt
short
sandals



When it's cool, people wear...



jacket
trousers
hat

4 Write

Write two sentences. Say what people wear when the weather is warm or cool.

Writing Tip

Remember to start with a capital letter and end with a full stop.

Lesson 6: Language focus

Key Language
Adverbs
Turtles walk

Vocabulary
turtle, lion, fish
walk, jump, swim

1 Talk

How many animals can you name?

2 Read

Read the text. Circle the adverbs ending in -ly.

How do animals move?


Animals can run, jump, swim and fly. Animals can move in lots of different ways.

Some animals move quietly, like lions. Turtles walk slowly. Fish can move quickly in water. Can you think of any other examples?

Adverbs

Adverbs can tell us how something moves.

Turtles walk **slowly**.



3 Read

Read the sentences.
Are they True or False?

1 Lions move loudly. True / ~~False~~

2 Turtles walk slowly. ~~True~~ / False

3 Fish can move quickly. ~~True~~ / False

4 Talk

Make questions with the words below.
Ask your partner the questions.

Language tip

slow → slowly
quick → quickly
quiet → quietly
loud → loudly

	verb		adverb	
Do you...	walk		loudly	?
	eat		slowly	?
	talk		quickly	?
	write		quietly	?

Do you walk slowly?

Yes, I do. / No, I don't.

5 Write

Circle your answers for 1-3.
Then write the sentences below.

- 1 I walk... slowly / quickly
- 2 I talk... loudly / quietly
- 3 I eat... quickly / slowly



1. I walk slowly.

2. I talk quietly.

3. I eat slowly.

Lesson 7: Nocturnal animals

Key Language
Has
A camel has

Vocabulary
bat, hedgehog,
ears, head, legs

1 Vocabulary

Match the animals with the photos.

snake hedgehog

camel bat

1 2

3 4

2 Talk

Do you know which animals come out at night?

Vocabulary
Nocturnal animals: c
that come out at nig

3 Listen Track 66

Listen and circle the correct animal.



4 Listen Track 66

Listen and match the words.

Listening Tip

Read the words before you listen.



small

ears

big

spikes


long

head

nocturnal

5 Talk

Choose an animal from 1 and describe it. Use the words below to help you.



adjectives

body parts

big

ears

small

head

long

legs

short

wings

body

It has a small head.

3 Read

Read the notes.

Work in groups to write notes about another planet.

Use the text to help you.

Name:	Mercury
Colour:	grey
Description:	small, rocky

Name:	
Colour:	
Description:	

Planet

Language Tip

You can add -y to the end of some nouns to make adjectives.

rock → rocky


cloud → cloudy



4 Write


Draw your own planet.

- Give your planet a name.
- What colour is it?
- What is it like?



5 Write

Write about your planet in the box.



Name: Earth

Colour: blue and green

Description: small and rocky

Lesson 9: Stars

1 Listen Track 67

Listen and read the poem.
What is it about?

Up in the sky,
late at ¹ night,
you can see stars,
shining bright.

They twinkle and shine
far away,
but where do they go
in the ² day ?



Key Language
Prepositions
You can see stars

Vocabulary
night, day, sun, moon
think

Vocabulary

shine: when the light is
and clear

Listening Tip

Can you hear any words
the same sounds?

Say them out loud.

2 Listen

Listen to the poem again.
Which words are missing?
Circle the correct words.

1 day / night

2 day / night



3 Talk

What can you see in the sky at night?
Use the words in the box to help you.

You can see stars.

bats

planets

stars

sun

moon

clouds

planes



4 Talk

Look at the sky in the day or at night.
What do you see?
What do you think when you look at the sky?
Make notes below. Then tell your partner.

My notes

I see... in the night stars and
moon and bats.

I think... the moon is cute, and
the stars is shining bright.


Lesson 10: Review

Key Language
Unit 8 language
Vocabulary
Unit 8 vocabulary

1 Vocabulary

Write the words under the correct pictures.

day night moon star clock



1 clock 2 star 3 moon 4 ~~day~~ 5 night

2 Read

Read about Ali and answer the questions.

My name is Ali. I get up at six o'clock every day. I eat breakfast and I go to school at half past seven. After school, I go home and do my homework. I go to bed at nine o'clock.



1 What time does Ali get up?



2 What time does Ali go to school?



3 Write

Answer the questions.

- 1 What time do you get up?
- 2 What time do you go to school?

I get up at six o'clock

I go to school at seven o'clock

4 Practice

Circle the correct words.

- 1 I get up at / on six o'clock.
- 2 I play sports at / on Saturday.
- 3 I go to bed at / on ten o'clock.
- 4 I play games at / on Tuesday.

~~at~~ aged

5 Talk

Can you name any animals that come out at night?
How do they move?



Hedgehogs come out at night.

They move quietly.

quickly slowly quietly loudly

6 Talk

What do you see in the sky at night?

I see stars.



Unit 9: Look closer

Lesson 1: Shapes

1 Vocabulary

Match the words to the shapes.

circle

oval

triangle

star

square

rectangle

a

b

c

d

e

f

Key Language
Adjectives
There are two
Vocabulary
circle, square,
rectangle, star,
triangle

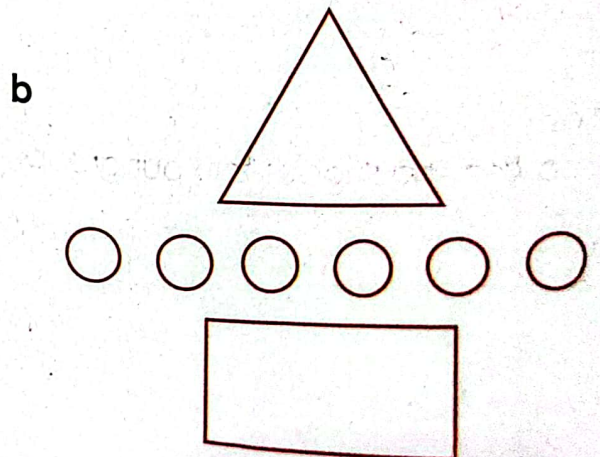
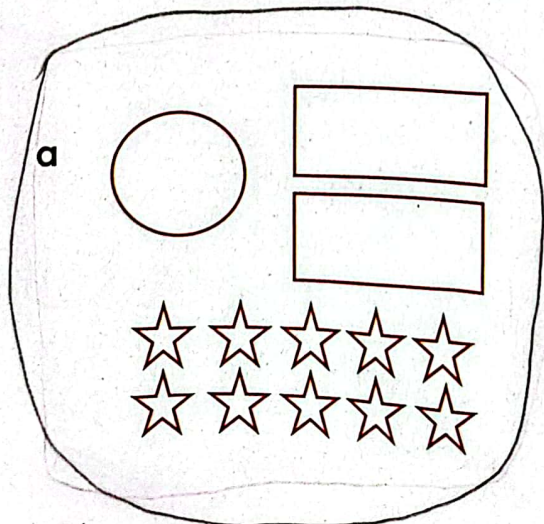
2 Talk

How many shapes do you see in your classroom?
Count with a partner.



3 Listen Track 68

Listen to Saif talk about his classroom.
What can he see? Circle a or b.



3 Read

Match the texts to the pictures in 1.

A

Picture 1

A mother and daughter are standing in front of a big pyramid. It's a sunny day.

B

Picture 2

A student is at her desk.
She is looking at different countries on a globe.

C

Picture 3

A woman is in her car.
She is driving on a road.
There is a house on the grass.

Vocabulary

on:



in:




in front of:



4 Read

Follow the instructions and draw below.

- Draw a house on the grass.
- Draw a boy in front of the house.
- Draw a car on the road.
- Draw a man in the car.



Lesson 3: Language focus

Key Language
Prepositions
The boy is

Vocabulary
river, bridge
water, boat
umbrella

1 Vocabulary

Match the words to the pictures.

under on in

1 2 3

A red checkmark is drawn over the boxes and their corresponding preposition labels.

2 Listen Track 69

Listen and write the correct words.

under in on

1 The ducks are in the water.

2 The girl is playing on the grass.

3 The mother is under the tree.



3 Talk

Play a game with your partner.

Take turns hiding objects in your classroom.

Ask, 'Where is the _____?'

Where is the book?



It's under the table

4 Read

Look at the picture and answer the questions.

1 Where is the girl?

- a) on the bridge b) on the grass

2 Where are the ducks?

- a) in the water b) on the bridge

3 Where is the boy?

- a) on the bridge b) under the bridge

4 Where is the mother?

- a) on the tree b) under the tree



Excellent
★


5 Talk

Look at the picture of a beach.

Ask and answer, 'Where is...?'

Where is...?

It's under / on / in the ...



Lesson 5: Barbecue party

Prepositions of Place
 Ali is **next to** Jamal.
Vocabulary
 barbecue, picnic table, friend


1 Vocabulary

Match the words to the pictures.

opposite

next to

behind




2 Read

Read about Ali's barbecue party.
 Answer the questions.



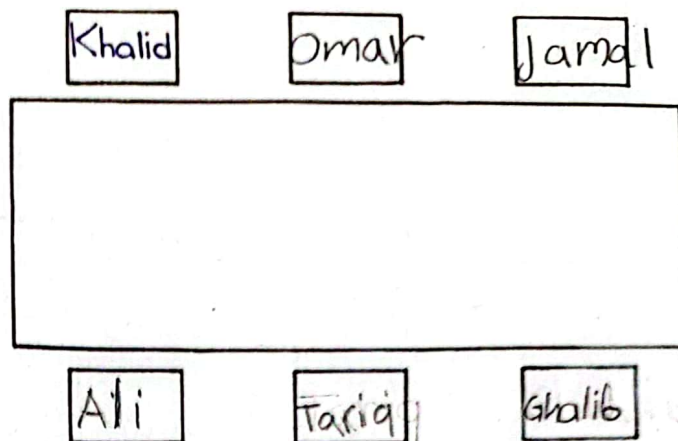
Ali is having a party. There are five guests:
 Omar and Khalid are brothers. Jamal is their cousin.
 Tariq is Ali's friend. Ghalib is Tariq's cousin.

- 1 How many people are at the party? There are five guests.
- 2 What are their names? Omar, Khalid, Jamal, Tariq and Ghalib.



Read the table plan for Ali's party.
Write the names in the correct seats.


- 1 Ali is sitting opposite Khalid.
- 2 Omar is next to Khalid.
- 3 Jamal is next to Omar.
- 4 Tariq is opposite Omar.
- 5 Ghalib is opposite Jamal.



4 Read

Imagine your class is having a picnic. Make a table plan for your group.
Write the names below.

Rawan Meera Najla



slama Hamda Hoor

Writing Tip

Names always start with a capital letter.

Tariq


5 Write

Write three sentences about your table in 4.

1 Meera is next to Rawan.

2 Najla is next to Meera.

3 slama is opposite Rawan.



Lesson 6: Language focus

Key Language
Connecting
I like flowers

Vocabulary
tree, animal,
colour, fast,

1 Talk

Does your school have a garden?
What's in the garden?



2 Listen Track 72

Listen and write the correct words.

and

but

and

In the garden

What's in the garden?


There are flowers ¹ and bugs.

The flowers are nice and colourful.

The bugs are small ² and fast.


They crawl and fly around the flowers.

I like flowers, ³ but I don't like bugs.



3 Talk

Do you like bugs?
Do you like flowers?
Circle your answer.



I like flowers and bugs.

I like flowers, but I don't like bugs.

I like bugs, but I don't like flowers.

I don't like flowers or bugs!

Amna likes flowers **and** bugs.
I like flowers, **but** I don't like bugs.



4 Practice

Write the correct word, *and* or *but*.

1 I like flowers and trees.

2 I like animals, but I don't like bugs.

3 This flower is pink and yellow.

4 This bug is red and black.



5 Write

Complete the sentences about you.

I like flowers **and** tree.

I like flowers, **but** I don't like bugs.

