

خطوات إنشاء نموذج تحليل الاختبار النهائي

English – Grade 9 – Second Semester – Jordan Team Together

✓ الخطوة ١: تحديد المهارات الأساسية في كل وحدة

Unit	Vocabulary	Grammar	Reading Text	Writing Task
Adventure Sports	Extreme sports, gear	Present perfect continuous, past simple	Article about adventure sports	Write about an exciting experience
Spend or Save?	Money, shopping, banking	Modal verbs (must, have to, should)	Dialogue or blog on spending	Write an opinion on money habits
Let's Talk!	Social media, communication	Reported speech, question tags	Informal messages / dialogues	Write a conversation (chat/letter)
Inventions	Science, inventions, tools	Passive voice (all tenses)	History of inventions	Write about a favorite invention

✓ الخطوة ٢: تصميم الامتحان بناءً على المهارات

توزيع الدرجات (من ٤٠):

- Vocabulary: 10 Marks (2-3 من كل وحدة)
- Grammar: 10 Marks (تطبيق القواعد)
- Reading: 10 Marks (نصوص من وحدتين)
- Writing: 10 Marks (مهمة واحدة)

✓ الخطوة ٣: إنشاء جدول تحليل درجات الطلاب

يمكن عمله على Excel أو Google Sheets

Student Name	Vocabulary (10)	Grammar (10)	Reading (10)	Writing (10)	Total (40)	Notes
Leen	9	8	9	8	34	Excellent effort 🙌
Saif	5	4	6	5	20	Needs grammar review 📖
Dana	7	6	8	7	28	Good but can do better 🏆

✓ الخطوة ٤: تحليل الأداء الجماعي حسب المهارة

Skill	Average Score (%)	Observation
Vocabulary	75%	Strong in Unit 5 terms, weak in Unit 8
Grammar	60%	Passive voice and modal verbs need review
Reading	70%	Students understood the texts well
Writing	65%	Good ideas but grammar and structure need work

✓ الخطوة ٥: كتابة التقرير النهائي

يشمل:

- عدد الطلاب المشاركين
- أعلى وأقل علامة
- تحليل حسب كل مهارة
- نقاط القوة والضعف
- خطة دعم (Remedial Plan)

✓ الخطوة ٦: خطة الدعم بعد التحليل

اقترحات:

- مراجعة **Passive voice** و **Reported speech** بأنشطة تفاعلية.
- تعزيز مهارات الكتابة عبر تصحيح زملاء أو كتابة جماعية.
- تقوية المفردات من خلال الألعاب والمصطلحات اليومية.

✓ الخطوة ٧: حفظ النسخة الرقمية

استخدم الملف في:

- لقاءات أولياء الأمور
- الخطط العلاجية
- تخطيط السنة القادمة

Final Exam Analysis Template

Subject: English – Grade 9 – Second Semester

Curriculum: Jordan Team Together

✔ Step 1: Identify Key Skills Per Unit

Unit	Vocabulary Focus	Grammar Topics	Reading Text Type	Writing Task
Adventure Sports	Extreme sports, equipment	Present perfect continuous, past simple	Informational article	Describe an adventure experience
Spend or Save?	Money, saving, shopping	Modal verbs (must, should, have to)	Blog or dialogue	Write an opinion paragraph
Let's Talk!	Communication & technology	Reported speech, question tags	Messages, conversations	Write a conversation (email/chat)
Inventions	Tools, inventors, machines	Passive voice (all tenses)	Descriptive text	Describe an invention or idea




✔ Step 2: Structure the Exam (40 Marks)

Recommended sections:

- Vocabulary – 10 marks (across units)
- Grammar – 10 marks (mixed grammar)
- Reading – 10 marks (2 texts)
- Writing – 10 marks (1 creative task)

✔ Step 3: Create a Student Results Table

Use Excel or Sheets to track marks:

Student Name	Vocabulary (10)	Grammar (10)	Reading (10)	Writing (10)	Total (40)	Notes
Ahmad	8	9	10	9	36	Outstanding! 
Lina	6	5	7	6	24	Focus on grammar and writing 
Omar	4	3	5	4	16	Needs remedial support 

✓ Step 4: Skill-Based Class Analysis

Skill	Class Avg (%)	Key Takeaways
Vocabulary	70%	Good understanding in Unit 5 terms
Grammar	58%	Weak in passive voice and modal verbs
Reading	72%	Strong in general understanding
Writing	64%	Needs structure, coherence, and grammar

✓ Step 5: Final Summary Report

Report should include:

- Total students analyzed
 - Class average
 - Top-performing and struggling students
 - Summary per skill
 - Suggested action plan (revision sessions, peer editing, etc.)
-

✓ Step 6: Save and Use This Template

📁 Save the template for:

- Progress tracking
- Parent-teacher meetings
- End-of-year reports