



Contents

Introduction pages 4-8	Vocabulary		
	<ul style="list-style-type: none"> the alphabet colours numbers 1-20 	<ul style="list-style-type: none"> days of the week months of the year seasons 	<ul style="list-style-type: none"> the body in the classroom
UNIT	Reading	Vocabulary	Grammar
1 Me & My Family pages 9-20	<ul style="list-style-type: none"> multiple matching answering questions with a name 	<ul style="list-style-type: none"> words related to family members and other people expressions for meeting people items of clothing & accessories verbs 	<ul style="list-style-type: none"> subject pronouns; <i>to be</i> present simple; adverbs of frequency
2 Time pages 21-32	<ul style="list-style-type: none"> <i>true or false</i> finding information in the text to decide if the statements say the same thing or a different thing to the text 	<ul style="list-style-type: none"> ordinal numbers & dates prepositions of time (<i>at, in, on</i>) telling the time words related to periods of time collocations with <i>time</i>, phrasal verbs 	<ul style="list-style-type: none"> possessive adjectives; 's possessive pronouns; <i>whose?</i>
Progress Review 1 pages 33-34			
3 My Home pages 35-46	<ul style="list-style-type: none"> comprehension questions underlining information in the text to help you answer the question correctly 	<ul style="list-style-type: none"> words related to homes and things found in them prepositions, collocations, adjectives, phrasal verbs 	<ul style="list-style-type: none"> <i>let's</i>; imperative; object pronouns <i>can</i>; <i>must</i> / <i>have to</i>
4 My Town pages 47-58	<ul style="list-style-type: none"> gapped sentences finding the right words in the text to complete sentences about it 	<ul style="list-style-type: none"> words related to places and activities in town prepositions, adjectives, word formation 	<ul style="list-style-type: none"> adverbs of manner <i>too</i>; <i>enough</i>
Progress Review 2 pages 59-60			
5 My Life pages 61-72	<ul style="list-style-type: none"> <i>true or false</i> noticing words like <i>never</i>, <i>always</i> and <i>all</i> that change the meaning of a sentence 	<ul style="list-style-type: none"> words related to school, jobs and work collocations, phrasal verbs, word formation, prepositions 	<ul style="list-style-type: none"> comparative superlative
6 Who are you? pages 73-84	<ul style="list-style-type: none"> comprehension questions realising you sometimes have to use different words to the ones in the text 	<ul style="list-style-type: none"> adjectives and other words related to people prepositions, collocations, phrasal verbs, word formation countries, nationalities & languages 	<ul style="list-style-type: none"> present continuous present simple & present continuous
Progress Review 3 pages 85-86			
7 Let's eat! pages 87-98	<ul style="list-style-type: none"> multiple matching checking the other texts for the information that answers the question 	<ul style="list-style-type: none"> words related to food and drink cutlery & crockery collocations 	<ul style="list-style-type: none"> countable and uncountable nouns; <i>some</i> / <i>any</i> talking about quantities
8 Travelling pages 99-110	<ul style="list-style-type: none"> gapped sentences realising that the words you complete the sentences with are exactly the same as words in the text 	<ul style="list-style-type: none"> words related to travelling and transport prepositions, collocations, phrasal verbs 	<ul style="list-style-type: none"> past simple: <i>to be</i>; <i>there was</i> / <i>there were</i> past simple affirmative: regular verbs
Progress Review 4 pages 111-112			
9 Fun & Games pages 113-124	<ul style="list-style-type: none"> <i>true or false</i> noticing negative words that change the meaning of a sentence 	<ul style="list-style-type: none"> words related to sports and hobbies collocations, phrasal verbs 	<ul style="list-style-type: none"> past simple affirmative: irregular verbs past simple: negative and question
10 Our World pages 125-136	<ul style="list-style-type: none"> comprehension questions realising the questions are in the same order as the information in the text 	<ul style="list-style-type: none"> words related to the world around us, animals and the weather prepositions 	<ul style="list-style-type: none"> future simple <i>be going to</i>
Progress Review 5 pages 137-138			
Grammar Reference	pages 139-147		
Irregular Verbs	page 148		
Writing Bank	pages 149-155		
Speaking Bank	page 156		
Speaking Information	page 157		

Grammar			
	<ul style="list-style-type: none">• <i>a / an</i>• plurals• <i>this / that / these / those</i>	<ul style="list-style-type: none">• <i>there is / there are</i>• <i>have got</i>• prepositions of place	<ul style="list-style-type: none">• question words
Listening		Speaking	Writing
	multiple choice (pictures) <ul style="list-style-type: none">• understanding the topic and predicting vocabulary before listening to choose the correct answer	discussion (picture-based) <ul style="list-style-type: none">• talking about what you and your parents wear in different situations• using <i>like/don't like</i> with nouns and verbs + <i>-ing</i>	personal profile <ul style="list-style-type: none">• punctuation• using <i>and</i> and <i>but</i> to join ideas together
	multiple matching <ul style="list-style-type: none">• realising the speakers will mention more than one activity when talking about each person	discussion and decision making (photo-based) <ul style="list-style-type: none">• talking about your free time and how you manage your time• giving your opinion, agreeing and disagreeing with your partner	paragraph (routines) <ul style="list-style-type: none">• using the present simple and adverbs of frequency to describe routines• using prepositions of time
	note taking <ul style="list-style-type: none">• writing dates, times and numbers	describing photos <ul style="list-style-type: none">• talking about furniture and the rooms in your home• saying something about the photo in general before you describe it in detail	note <ul style="list-style-type: none">• beginnings and endings• using the imperative to give instructions and <i>Can you ...?</i> to make requests
	multiple choice (independent items) <ul style="list-style-type: none">• choosing your answer the first time you listen, and then checking it the second time you listen	discussion and decision making (photo based) <ul style="list-style-type: none">• talking about activities in towns, villages and cities• making suggestions and giving reasons using <i>so</i> and <i>because</i>	leaflet <ul style="list-style-type: none">• using headings, paragraphs and pictures• using adjectives to make your writing interesting
	multiple choice <ul style="list-style-type: none">• underlining important words before you listen	choosing the best option <ul style="list-style-type: none">• talking about college, studying and work• using comparative adjectives and adverbs to talk about the options	email <ul style="list-style-type: none">• organising your ideas into paragraphs• using friendly sentences to begin and end your email
	multiple matching <ul style="list-style-type: none">• realising that you may not hear the words in the options on the recording and understanding paraphrasing	describing photos <ul style="list-style-type: none">• talking about what people are like• using the present continuous to describe what people in pictures are doing	description (person) <ul style="list-style-type: none">• giving examples to support your opinion• using adjectives to describe appearance and personality
	multiple choice (pictures) <ul style="list-style-type: none">• understanding that the speakers will talk about both pictures	discussion (picture-based) <ul style="list-style-type: none">• talking about food and drink• using <i>prefer</i> with nouns and verbs with <i>to</i>	recipe <ul style="list-style-type: none">• using the imperative to give instructions• using sequencing words to show the order of instructions
	note taking <ul style="list-style-type: none">• realising you must only write one word, number, date or time in each gap	choosing the best option <ul style="list-style-type: none">• talking about travelling• talking about the advantages and disadvantages of the options	email <ul style="list-style-type: none">• using the imperative to give directions• using prepositions of place to make your instructions clearer
	multiple choice <ul style="list-style-type: none">• continuing to listen even if you miss one answer	describing photos <ul style="list-style-type: none">• talking about sports and hobbies• talking about lots of different things in the photos	story <ul style="list-style-type: none">• using the past simple to write about the past• using adverbs to make the story more interesting
	multiple choice (independent items) <ul style="list-style-type: none">• understanding paraphrasing	discussion and decision making (photo based) <ul style="list-style-type: none">• talking about animals the countryside and problems with our world• using phrases to start the conversation and to take turns	postcard <ul style="list-style-type: none">• using the correct tenses• using interesting vocabulary




Me & My Family



1 Look at the picture. What do you think it shows? Who is in your family?

2 Free time is when you haven't got school or work. What do you and your family do in your free time? Do you do things together?

 **DVD 1** Watch this short video about Helen and her family. What do they like doing together?

Reading

- 1 Look at the pictures of different families. Which one is like your family?



- 2 Read the webpage about three students at the London Language School. Who has got the biggest family?



London Language School

Meet Mei, Amina and Elsa. They are in London to learn English. Read about them and their families.

Hi! I'm Mei and I'm from Hong Kong. There are seven people in my family – my parents, my brother, my sister, my grandparents and me. We live together. My parents work in their shop every day. It's next to our house. My grandparents aren't very old. They look after us and they sometimes help us with our homework.

Mei



Hello. My name is Amina. I'm from Morocco. I'm seventeen years old. I'm an only child, but I've got lots of cousins. My aunt and uncle live next to us. They've got a big family – there are five children! I'm happy that I've got a lot of cousins. My best friend lives in my street too. We always have fun together at the weekend!

Amina



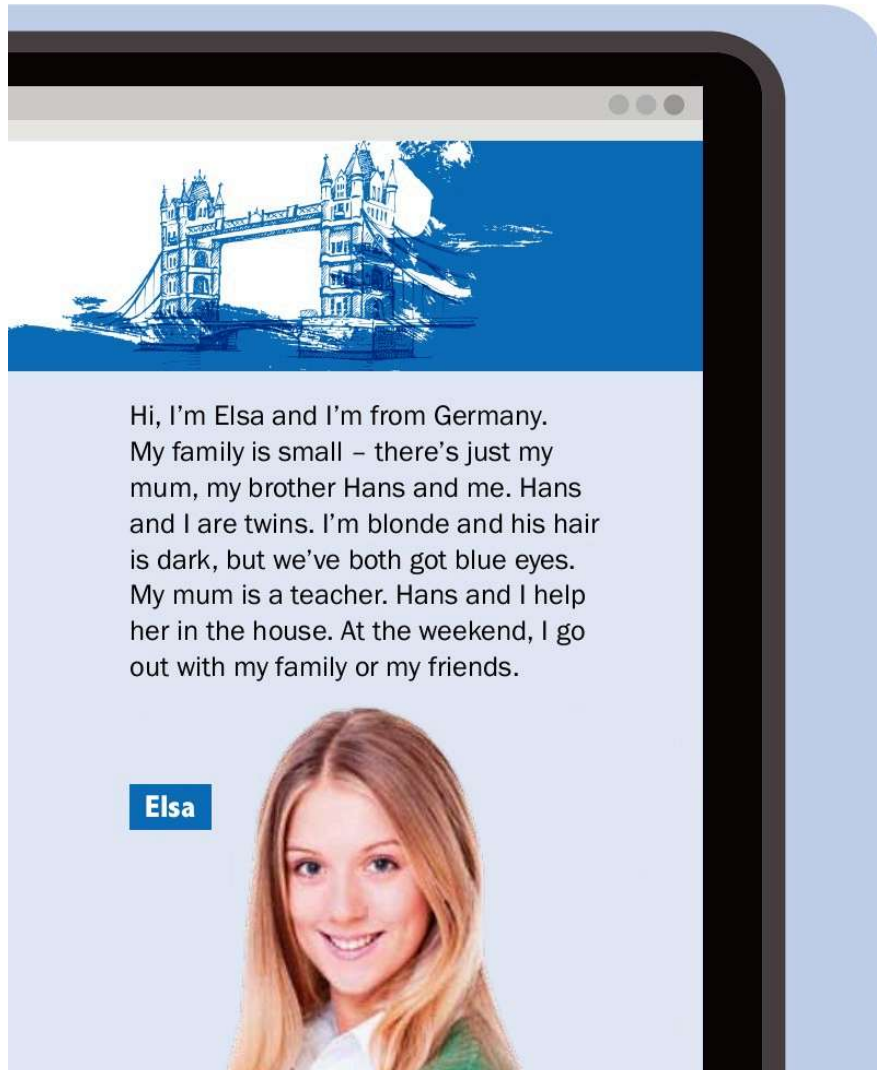
3 Read the webpage again and answer the questions. Write *Mei*, *Amina* or *Elsa*.

- 1 Who hasn't got brothers or sisters? Amina
- 2 Who helps her mum or dad? _____
- 3 Who lives with lots of people? _____
- 4 Who enjoys free time with her family? _____
- 5 Who lives next to a big family? _____

4 Complete the sentences with these words.

aunt cousin grandparents ~~parents~~ only child twins uncles

- 1 My parents come from big families – my mum has got three sisters and my dad has got four brothers!
- 2 Elizabeth and her sister have got the same birthday – they're _____.
- 3 My dad's got a sister. She's my _____.
- 4 'Are you a(n) _____?' 'No, I've got a brother.'
- 5 This is my _____ Nick. His mum and my mum are sisters.
- 6 My mum's got three brothers. They're my _____.
- 7 In the summer, I stay with my _____ because my mum and dad work every day.



Hi, I'm Elsa and I'm from Germany. My family is small – there's just my mum, my brother Hans and me. Hans and I are twins. I'm blonde and his hair is dark, but we've both got blue eyes. My mum is a teacher. Hans and I help her in the house. At the weekend, I go out with my family or my friends.

Elsa



In this kind of task, you must answer each question with one of the names. Read the questions first and underline the information you must look for. Then read the paragraphs quickly to find the information you need. Finally, read the information again carefully to check it answers the question.

5 Choose a picture. Imagine that the people in the picture are your family. Tell your partner about them. Give them names and ages, and say what they do together.



a-z Vocabulary 1

1 Read the text and complete the information about Luke with these words.

address age brother ~~first name~~
parents sister surname

Me and my family

Hi. I'm Luke Smith. I'm eighteen years old. I've got a brother and a sister - Nick and Emma. He's twelve and she's fifteen. My mum and dad are 40. We live at 10 Main Street.



- 1 first name: Luke
- 2 _____: Smith
- 3 _____: 18
- 4 _____: Nick
- 5 _____: Emma
- 6 _____: Mr and Mrs Smith
- 7 _____: 10 Main Street

2 Match.

- | | |
|-----------|------------|
| 1 grandma | a child |
| 2 aunt | b husband |
| 3 son | c uncle |
| 4 wife | d grandpa |
| 5 parent | e daughter |

3 Look at the pictures and complete the sentences with the words in bold.



1 **blonde** **dark**

She's got blonde hair and he's got _____ hair.

2 **old** **young**

The man is _____ and the boy is _____.

3 **short** **tall**

She's _____ and he's _____!

4 **long** **short**

Chloe's grandma has got _____ hair, but Chloe's got _____ hair.

5 **pretty** **ugly**

This is a(n) _____ face and that's a(n) _____ face.

4 Match.

- | | |
|------------------------|---------------------|
| 1 Hi. | a I'm thirteen. |
| 2 How are you? | b Goodbye. |
| 3 Pleased to meet you. | c I'm fine, thanks. |
| 4 How old are you? | d Me too. |
| 5 See you later. | e Goodnight. |
| 6 It's time for bed. | f Hello. |





Grammar 1

Subject pronouns; to be

1 Read about subject pronouns and the verb *to be*.

Subject pronouns

Subject pronouns show who or what something is or does.

They replace the subject (person or thing) of a verb.

Grandma is happy. **She** is happy.

The house is old. **It** is old.

That man is short. **He** is short.

Those boys are brothers. **They** are brothers.

To be

We use the verb *to be* to describe people and things.

I am a girl.

They aren't white pencils.

Is he tall?

2 Look at the examples in 1 again. When do we use *he*, *she*, and *it*?

Read 1.1 and 1.2 of the Grammar Reference before you do the tasks.

3 Complete the sentences. Use subject pronouns.

- 1 Suzy is our cat. She is white.
- 2 These books aren't blue. _____ are green.
- 3 Sally is my cousin. _____ is twelve.
- 4 Mum's got a brother. _____ is my uncle.
- 5 Her name is Olivia. _____ is a pretty name.
- 6 I've got two children. _____ am a father.
- 7 It's your birthday Jack! _____ are fifteen today!
- 8 John and I aren't brothers. _____ are cousins.

4 Complete the sentences with the correct form of *to be*.

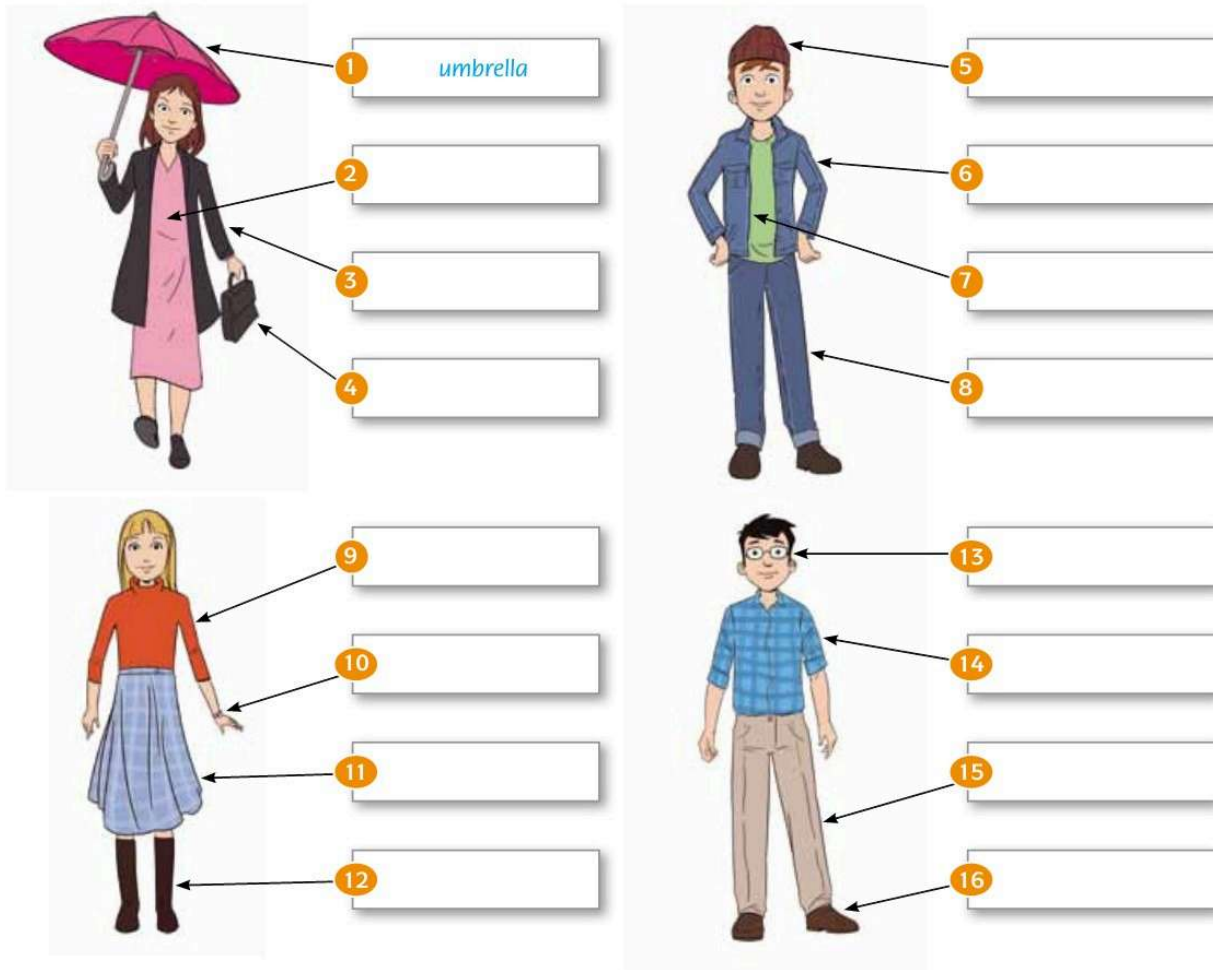
- 1 Those school bags aren't brown. They're black.
- 2 Yes, that's right. My address _____
5 Park Street.
- 3 Where _____ my pencils?
- 4 The twins _____ twelve today.
- 5 I'm tall. My parents _____ tall too.
- 6 What _____ your surname?
- 7 I haven't got a brother or a sister. I _____ an only child.
- 8 _____ you a grandma?
- 9 _____ she a teacher?
- 10 You _____ a child, Grandpa! You _____ an old man!



a-z Vocabulary 2

1 Label the pictures with these words.

bag boots coat dress glasses hat jacket jeans shirt
shoes skirt sweater trousers T-shirt ~~umbrella~~ watch



2 Which words from 1 do we use with *a pair of*?

3 Complete the dialogues with these words.

go out look at look for put on ~~take off~~ try on

- 1 A: What do you do when you go home after school?
B: I take off my school clothes and I _____ jeans and a T-shirt. Then I go to the park.
- 2 A: Ben, _____ this jacket. Do you like it?
B: Yes, I do. I want to _____ it _____.
- 3 A: Come on, Harry. I want to _____.
B: I know, but where are my shoes? Please help me _____ them.



Grammar 2

Present simple; adverbs of frequency

1 Read about the uses of the present simple and adverbs of frequency.

Present simple

- things we often do
*I **meet** my friends every day.*
- things and situations that are always or usually true
*The boys **go out** at the weekend.*
- facts and general truths
*It **doesn't rain** in summer.*

Adverbs of frequency

Adverbs of frequency are words like *always, usually, often, sometimes, never*, etc. We use them to show how often something happens. We often use them with the present simple. They come before the main verb, but after the verb *to be*.
*We **always do** our homework.*
*I **am usually** happy.*
*Jim **often plays** football after college.*
*You **sometimes see** your aunt at the weekend.*
*They **never walk** to school.*

Time expressions: *every day/week/month/year, in the morning/afternoon/evening, at night, at the weekend, on Monday, on Thursdays, in (the) spring/summer, in May, once/twice/three times a week/month/year, etc*

Time expressions can go at the beginning or the end of a sentence.

*Lee helps her mum in the house **every Saturday**.*

***Every Saturday**, Lee helps her mum in the house.*

2 Look at the examples in 1 again. When do we add -s to the main verb?

Read 1.3 and 1.4 of the Grammar Reference before you do the tasks.

3 Complete the sentences with the words in brackets. Use the present simple.

- 1 My sister doesn't study (not study) every night.
- 2 _____ (you / know) my cousins?
- 3 Every morning, Grandpa _____ (put on) his coat and _____ (go out).
- 4 They _____ (take off) their shoes in the house.
- 5 I _____ (not like) that book.
- 6 _____ (Sam / enjoy) school?

4 Complete the sentences with the words in brackets. Put the adjectives of frequency in the correct place. Use the present simple.

- 1 We never go (never go) to college at the weekend, but we _____ (usually be) at college on Monday mornings.
- 2 I _____ (usually meet) my best friend on Saturday and we _____ (always have) fun.
- 3 Tim _____ (often study) in the evening and he _____ (sometimes see) his friends, too.
- 4 Our aunt _____ (usually not take off) her glasses. They _____ (often be) on her head!
- 5 It _____ (often rain) and Uncle Mike _____ (always take) an umbrella.

Listening

1 Look at the task and answer the questions about it. Discuss your answers with a partner.

What does the teacher want the students to do?



A



B

1 Where do you think the people in the recording are?

- a at home b in a classroom

2 What do you think the recording is about?

- a homework b family

3 Circle the words you think you will hear in the recording.

address book close notebook open surname

2 Listen to the recording and think about your answers in 1. Which words do you hear? Which picture answers the question?

3 Read the questions and look at the pictures in 4. With a partner, talk about which words you think you will hear in the recording for each question. Then write the words.

- 1 _____
- 2 _____
- 3 _____
- 4 _____



In this kind of task, you listen to some short conversations. For each conversation, there is one question and the answer choices are pictures. Before you listen, read the questions and think about the topic of each conversation. Look at the pictures and think about the words which you might hear. This will help you to choose the correct pictures when you listen.

4 Listen to four short conversations. There is one question for each conversation. For each question, choose the correct picture.

1 Which boy is Andrew's cousin Mark?



A



B

2 Where does Callum live?



A



B

3 What does Gemma's mum look like?



A



B

4 Which dress does the girl want to try on?



A



B

Speaking

1 Ask and answer these questions with your partner.

- What do you usually wear to school or college?
- What do you wear at the weekend?
- Have you got lots of clothes?
- What are your favourite clothes?

2 When we say we like something, we use *like* + noun or *like* + verb + *-ing*. Complete the sentences with these words.

bag ~~dresses~~ going shirts trying on wearing

- 1 I like trousers, but I don't like dresses.
- 2 Do you like _____ new clothes in shops?
- 3 I often play football and I like _____ sports clothes.
- 4 I don't like _____ to the shops with my mum.
- 5 Do you like _____ or T-shirts?
- 6 I like this red _____.

DOWNLOAD

For this task, you must say what you like and don't like about different pictures on a topic. You can use *like* / *don't like* with nouns and verbs + *-ing*.

3 Work in pairs. Look at the pictures of people wearing different clothes. Do you like these different clothes? Tell your partner. Use the words and phrases in the Language Bank to help you.



4 Work in pairs to discuss these questions.

- Do you like trying on new clothes?
- Do you like sports clothes?
- What clothes do your mum and dad like wearing?
- Do your parents wear the same kind of clothes every day?



LANGUAGE BANK

Talking about clothes

I usually / sometimes / never wear ...
 I wear / don't wear ... at the weekend / at school.
 I have / haven't got ...
 I like / don't like wearing ...

I like / don't like ...
 He / She usually wears ...
 He / She likes / doesn't like wearing ...
 He / She likes / doesn't like ...

Writing

Personal profile: Using correct punctuation

When you write in English, you must use correct punctuation. Use:

- a capital letter at the beginning of each sentence.
- a capital letter for the word *I* and also for names of people and places.
- a full stop (.) at the end of each sentence.
- a comma (,) to separate things in a list.



- 1 Do you remember Elsa from the webpage on pages 10-11? Read her paragraph and correct the twelve mistakes with capital letters, full stops and commas.

M my name is elsa i'm eighteen years old and I'm tall I've got long blonde hair and blue eyes. i've got a twin brother called hans I usually wear T-shirts jeans and sweaters. my favourite colours are yellow white and orange

- 2 Read this email and answer the questions.

To: London Language School Students
 Subject: Personal profile

Dear LLS Students,
 Please complete the personal profile. First, please give us some personal information and then write a short paragraph about yourself.
 Thank you,
 Katy Jones
 London Language School

- Who is the email to?
- Who is the email from?
- Where does Katy work?
- What two things do the students have to do?

- 3 Do you remember Amina from the webpage on pages 10-11? You are going to read her personal profile. Tick (✓) the information you think she will give.

- name ☐
- age ☐
- favourite food ☐
- her family ☐
- favourite colours ☐
- what she looks like and clothes ☐
- pet's name ☐
- where she's from ☐

- 4 Read Amina's personal profile. Did she give the information which you ticked in 3? What other information did she give?

London Language School	
Personal information	
Name	Amina Alaoui
Age	17
From	Morocco
All about you	
<p>My name is Amina. I'm seventeen years old and I'm not very tall. I've got long brown hair and brown eyes. I'm an only child, but I've got a big family of aunts, uncles and cousins. I usually wear a T-shirt and a skirt with jeans or a skirt. My favourite colours are blue and white. I like talking to my friends and playing on my computer. I don't like doing homework!</p>	

5 Read Amina's paragraph again. Underline all the examples of *and* and *but*. When do we use these words?

6 Use the words to write sentences. Use *and* or *but*.

1 I / like / wear / jeans / T-shirts

I like wearing jeans and T-shirts.

2 I / have got / a brother / I / have not got / a sister

3 I / usually / wear / a hat / glasses

4 I / like / listen / to music / I / not like / play it

5 my name / be / Susie / I / be / sixteen years old



7 Read this writing task and copy the personal profile into your notebook. Then use the plan and the Language Bank to help you write your own personal profile. When you finish, check your work carefully.

You are a student at the London Language School.
Complete the personal profile.

London Language School	
Personal information	
Name	
Age	
From	
All about you	

LANGUAGE BANK

Adjectives

blonde ≠ dark
old ≠ young
short ≠ tall
long ≠ short
pretty ≠ ugly

Family

parent ≠ child
grandmother ≠ grandfather
aunt ≠ uncle
wife ≠ husband
daughter ≠ son
brother ≠ sister
mum ≠ dad

Clothes

bag	shirt
boots	shoes
coat	skirt
dress	sweater
glasses	trousers
hat	T-shirt
jacket	umbrella
jeans	watch

Plan

Personal information: Complete the information about yourself.
All about you: Write about how old you are, what you look like, your family, your favourite clothes and colours, and the things you like and don't like doing.

DOWNLOAD

Remember to check that you have used capitals letters, full stops and commas correctly. Don't forget to use *and* to join similar ideas together, and *but* to write about different ideas.



Reload



Vocabulary

Choose the correct answers.

- It usually rains in winter and I take ___ to school.
 a a watch
b an umbrella
 c a T-shirt
- My first name is Emma and my ___ is Keller.
 a address
 b age
 c surname
- My aunt's got two sons and a daughter. They're my _____.
 a uncles
 b cousins
 c sisters
- This red dress is very pretty, but that brown dress is _____.
 a ugly
 b tall
 c long
- Our ___ are very old, and our parents help them every day.
 a grandparents
 b children
 c cousins
- 'I'm fifteen.'
 '____.'
 a I'm fine, thanks.
 b Me too.
 c See you later.
- Do you often go ___ with your family?
 a on
 b off
 c out
- I've got a pair of grey _____.
 a jacket
 b sweater
 c trousers
- Please help me ___ for my watch.
 It isn't on my desk!
 a look
 b try
 c see
- Our teacher hasn't got long hair. Her hair is _____.
 a dark
 b short
 c blonde

Grammar

Choose the correct answers.

- My skirts ___ long. I don't like short skirts.
a are
 b isn't
 c aren't
- This is Jack. ___ is our cat.
 a It
 b He
 c She
- 'Are there two boys in the park?'
 'Yes, there are. ___ are my cousins Tom and Hans.'
 a We
 b I
 c They
- My parents ___ always at home in the evening.
 They often visit their friends.
 a aren't
 b are
 c isn't
- Nick ___ books every day, but he sometimes reads books at the weekend.
 a don't read
 b reads
 c doesn't read
- My sister ___ in the house. My brother and I do everything!
 a never helps
 b often helps
 c usually helps
- The children ___ to school on Saturdays.
 a doesn't go
 b goes
 c don't go
- ___ her homework in the evening?
 a Does Anita do
 b Anita does
 c Anita doesn't do
- Anna and Emma ___ best friends and they always play together in the park.
 a aren't
 b are
 c isn't
- '___ your friend Adam live in Germany?'
 'No, he lives in Italy.'
 a Is
 b Does
 c Do



English
Journey **4**
STUDENT'S BOOK

English Journey is an exciting and complete ten-level English course especially researched and written to appeal to young learners and teenagers alike. Its carefully constructed syllabus gradually and effectively takes your students from Pre-A1 (Beginner) to C2 level (Proficiency) in the CEFR. Each level is of a manageable length and can be completed in one academic year.

A strong skills syllabus runs through the course which actively improves students' performance in reading, writing, listening and speaking. Vocabulary is presented in context in theme-related word sets and there is also a focus on collocations, phrasal verbs and prepositions.

Key features of *English Journey 4 Student's Book*

- 10 theme-related units, each containing carefully developed tasks designed to develop students' reading, writing, listening and speaking skills
- 10 Reload sections, one at the end of each unit, to reinforce vocabulary and grammar presented
- 5 Progress Reviews, one after every two units, to consolidate the vocabulary and grammar
- a Grammar Reference to support the grammar theory presented in each unit
- a Writing Bank and a Speaking Bank to support students' productive skills

An interactive version of *English Journey 4 Student's Book*, including the audio necessary for the listening activities, can be found on the *English Journey 4 Interactive Whiteboard Software*.

The series follows the Cambridge Primary English as a Second Language Curriculum Framework developed by Cambridge English Language Assessment.

***English Journey 4* for the student:**

- Student's Book
- Workbook in full colour
- Test Book
- Interactive e-book

***English Journey 4* for the teacher:**

- Teacher's Book
- Class Audio
- Interactive Whiteboard Software

CEFR: A1