

# Welcome

## Lesson 1

## Meet the Academy Stars

Pupil's Book pages 4–5



### Lesson 1 Meet the Academy Stars

#### 1 Listen and circle the information that is not true.

	Alice	Oliver	Sophia	Kit
Number in family	5	5	6	3
Favourite subject(s)	maths	art	science	English
Free-time activities	reads	makes models	does karate	practises the piano and violin
Holiday activities	visited museums	visited a farm	visited London	swam in the sea
	did karate	visited a castle		ate ice cream

#### 2 Write questions to find out the information in Activity 1.

- Number in family How many people are there in your family?
- Favourite subject
- Free-time activities
- Holiday activities

#### 3 Find out about other people in the class. Ask two people the questions in Activity 2. Then report back to the class.



Talk about interests and holiday activities

5

**Learning objectives:** Meet the characters; Talk about interests and holiday activities

**Vocabulary:** art, computer studies, do karate, English, maths, music, play tennis, reading, science, sport, visit museums

**Resources:** (PK) - Welcome Unit, Lesson 1; (PPK) - Welcome Unit activities; (TRC) - Review audio track 1.1

**Materials:** Class Audio CD1

### Warm-up: The big picture

- Children look at the picture on page 4. Ask *Where are they?* (On the fifth floor of the Academy) Explain that these are the Academy Stars.
- Elicit the names of the characters and what they want to learn this year. Ask children what they would like to learn about this year.



### Audioscript

**Alice:** I'm Alice. I live with my mum and dad, and my two brothers. My favourite subject at school is English. I enjoy science too, but it's the most difficult subject for me. In my free time, I like reading – I love books! During the holidays, I stayed at home. I visited museums and played tennis with my friends.

**Oliver:** My name is Oliver. I live with my mum, my dad and my grandpa. I haven't got any brothers or sisters. My favourite subjects are art and computer studies. I like making things in my free time. I make models of castles and spaceships. In the holidays, we went to the countryside. We visited a farm and an amazing castle.

**Sophia:** I'm Sophia. I live with my parents and my grandma. I've got a sister and a brother, too. At school my favourite subject is science – it's more interesting than maths or art! I like doing sport in my free time. I do karate after school and I play tennis at weekends. During the holidays, I went to Jordan to visit my cousins. We visited Petra, an ancient stone city. It was amazing!

### 1 Listen and circle the information that is not true.

- Play the audio. Children listen and circle the incorrect information.



**Kit:** I'm Kit. I live with my parents and my sister. My favourite subject is music. It's the most interesting subject and it's easier than art or English. I play the piano and the violin, and I practise them a lot in my free time. In the holidays, I went to the beach. We swam in the sea and ate ice cream.

**Answers:** Alice: maths (English), did karate (played tennis); Oliver: 5 (4); Sophia: visited London (visited Petra in Jordan); Kit: 3 (4), English (music)

## 2 Write questions to find out the information in Activity 1.

- Ask *How many people are there in your family?*
- Elicit the questions for the other topics. The children write the questions.

**Answers:** 1 How many people are there in your family? 2 What's your favourite subject? 3 What do you do in your free time? 4 What did you do in the holidays?

## 3 Find out about other people in the class. Ask two people the questions in Activity 2. Then report back to the class.

- The children interview two people.
- Have children share their answers with the class.

## Cooler: Find, ask and answer

- In pairs, children look through the Pupil's Book. When they find a character, they ask a question.

Workbook pages 4–5

### Welcome

#### Lesson 1 Meet the Academy Stars

1 What do you remember? Read and complete.

1 I'm Sophia. I like doing sport at weekends. My favourite subject is science.

2 Hi, I'm Oliver. I live with my mum, my dad and my brothers. I like reading things like models. My favourite subjects are English and music.

3 I'm Kit. I live with my parents and my two sisters. In my free time, I like playing the piano and violin. My favourite subject is music.

4 Hello, I'm Alice. I live with my parents and my brother. My favourite subject is maths. I play the tennis and the violin.

3 What did they do in the holidays? Complete with the past simple. Then write the name of the character.

1 I stayed (stay) at home. I played (play) tennis and visited (visit) museums. Alice

2 I went (go) to Jordan. We visited (visit) an ancient city called Petra. I took (take) lots of photos. Sophia

3 I went (go) to the beach. I swam (swim) in the sea and ate (eat) ice cream. I had (have) a great time. Kit

4 We visited (visit) a farm in the countryside. I saw (see) cows, sheep and horses. Then I made (make) a model of a castle. Oliver

4 Write about what you did in the holidays. Use some of the verbs in the box.

go stay visit see eat have play make swim take



In the holidays I \_\_\_\_\_

\_\_\_\_\_

\_\_\_\_\_

\_\_\_\_\_

\_\_\_\_\_

## 1 What do you remember? Read and complete.

**Answers:** 1 1 Sophia 2 sport 3 tennis 4 science 2 1 Oliver 2 grandpa 3 making 4 art 5 computer studies 3 1 Alice 2 brothers 3 reading 4 English 4 1 Kit 2 sister 3 music 4 piano 5 violin

## 2 Complete the sentences for you.

**Answers:** Children's own answers.


## 3 What did they do in the holidays? Complete with the past simple. Then write the name of the character.

**Answers:** 1 stayed, played, visited (Alice) 2 went, visited, took (Sophia) 3 swam, ate, had (Kit) 4 saw, made (Oliver)

## 4 Write about what you did in the holidays. Use some of the verbs in the box.

**Answers:** Children's own answers.





1 Look at the picture. Find and say three words beginning with these letters.

1 p - photographer 2 s 3 b 4 f 5 c

2 Look and find. Write four words for each category.

1 parts of a plant or animal feathers

2 outdoor sports

3 jobs

4 shops

5 things in the countryside

3 Work in pairs. Make true / false sentences about the picture.

A chef is coming out of the greengrocer's.

True

Some people are swimming in the sea.

False

**Learning objectives:** Vocabulary review

**Vocabulary:** jobs, outdoor sports, parts of a plant or animal, shops, the countryside

**Resources:** (PK) - Welcome Unit, Lesson 2; (PPK) - Welcome Unit activities

**Warm-up: Is it a job or a place?**

- Call out the names of some jobs and places. Ask the children to put up one hand if they hear a job and two hands if they hear a place (e.g. *doctor, lawyer, library, hospital, supermarket, school, teacher, photographer*, etc).

**1 Look at the picture. Find and say three words beginning with these letters.**

- Refer the children to the picture on pages 6–7. Ask *What can you see in the picture? Who can you see? What are they doing?*
- Have the children work in pairs to find three words beginning with the letters *p, s, b, f*, and *c*.
- Set a time limit for this activity and then check answers as a class.

**Suggested answers:** 1 photographer, police car, police officer, path, phone 2 shop, sailing (boat), surfer / surfing, surfboard, stream, stem 3 bird, butcher's, business woman, bag, boat, bicycle / bike, bakery, bread 4 flower, fur, feather, fisherman / fishing, fruit 5 camera, car, chef, chemist's

**2 Look and find. Write four words for each category.**

- Read out loud the first category (parts of a plant or animal) and the example answer. The children look at the picture and provide more ideas.
- Continue reading the categories. The children suggest ideas and write down the words in their books.

**Suggested answers:** parts of a plant or animal: feathers, tail, beak, wings, fur, leaf, branch, root, stem, petal; outdoor sports: sailing, surfing, mountain biking, horse-riding, fishing; jobs: photographer, chef, police officer, business woman; shops: chemist's, butcher's, fishmonger's, greengrocer's, bakery; things in the countryside: grass, trees, flowers, forest, waterfall, mountain, path, river / stream

**3 Work in pairs. Make true / false sentences about the picture.**

- Have two children read out the dialogue in the speech bubbles. Ask the children to look at the picture and check if the sentences are true or false. Ask a volunteer to correct the false statement (*Some people are surfing in the sea.*).
- The children write down some true and false statements about the picture.
- Have them work in pairs. One child reads out loud the sentences he / she has written and the other answers *True* or *False*.
- The children can correct the false statements.
- Circulate, monitor and help.



## Cooler: True or false?

- Play *True or false?* (see Games Bank, pages 14–17) with true and false sentences about objects in the classroom (e.g. *The board is at the back of the classroom. There are five children in the classroom. There is a cat under the desk.*)



Workbook pages 6–7

**Lesson 2 Let's review!**

1 Write the words in the correct column.

Jobs	Shops	Outdoor sports	Natural features	Parts of an animal	Parts of a plant
butcher's	horse riding	chef	mountain	fur	wings
root	police officer	sailing	stream	photographer	surfing
chemist's	stem	feather	bakery	waterfall	petal

2 Look at the picture on Pupil's Book pages 6–7 for one minute. Then close your book and write **T (True)** or **F (False)**.

- There's a waterfall in the mountains. T
- Someone is fishing in the stream. \_\_\_\_\_
- There are some flowers in the grass. \_\_\_\_\_
- A man is taking a photograph of the sea. \_\_\_\_\_
- People are mountain biking and walking in the mountains. \_\_\_\_\_
- People are sailing and surfing in the sea. \_\_\_\_\_
- There isn't a fishmonger's in the village. \_\_\_\_\_
- A chef has bought some vegetables from the greengrocer's. \_\_\_\_\_
- A business woman is looking at her phone. \_\_\_\_\_
- A police officer is driving his car. \_\_\_\_\_

3 Write four more sentences about the picture on Pupil's Book pages 6–7.

- \_\_\_\_\_
- \_\_\_\_\_
- \_\_\_\_\_
- \_\_\_\_\_

4 Complete with the verbs in the box. Use the correct form of the past simple.

have   ge   ride   find   speak   get   take   do   say   buy

SEND TO

Hi, Mum!

I'm having a great holiday. Yesterday we \_\_\_\_\_ to the beach. We \_\_\_\_\_ lots of activities like swimming and sailing. Then we went mountain biking. We \_\_\_\_\_ our bikes to the top of a hill – the view was fantastic! But I \_\_\_\_\_ a photo because I forgot my camera!

We \_\_\_\_\_ a lovely place to have a picnic. It started to rain, but we sat under a tree so we \_\_\_\_\_ wet. In the afternoon, we went into the village. We \_\_\_\_\_ some fruit at the greengrocer's and a nice cake at the bakery. It was a great day. We \_\_\_\_\_ lots of fun.

\_\_\_\_\_ you \_\_\_\_\_ to Grandma at the weekend?

What \_\_\_\_\_ she \_\_\_\_\_ about the present I sent her?

See you on Friday!

Jack

5 Circle the correct form to complete the sentences. Add two more sentences.

**Keep safe in the countryside**

- It isn't important to think about safety when you are in the countryside.
- Don't pick any flowers which / where you see in the countryside.
- You should / shouldn't take a map to help you find your way.
- You must / mustn't eat any plants – they could be dangerous.
- If you decide to swim / swimming in a river, be careful in the water.
- Don't leave / to leave any rubbish after a picnic.
- Go to a chemist's to buy / buying medicine if you feel ill.
- Always close the gate in fields where / who there are animals.
- \_\_\_\_\_
- \_\_\_\_\_

### 1 Write the words in the correct column.

**Answers:** Jobs: chef, police officer, photographer; Shops: butcher's, chemist's, bakery; Outdoor sports: horse-riding, sailing, surfing; Natural features: mountain, stream, waterfall; Parts of an animal: wings, fur, feathers; Parts of a plant: root, stem, petal

### 2 Look at the pictures on Pupil's Book pages 6–7 for one minute. Then close your book and write **T (True)** or **F (False)**.

**Answers:** 1 T 2 T 3 T 4 F 5 F 6 T 7 F 8 T 9 T 10 F

### 3 Write four more sentences about the picture on Pupil's Book pages 6–7.

**Answers:** Children's own answers.

### 4 Complete with the verbs in the box. Use the correct form of the past simple.

**Answers:** 1 went 2 did 3 rode 4 didn't take 5 found 6 didn't get 7 bought 8 had 9 Did / speak 10 did / say

### 5 Circle the correct form to complete the sentences. Add two more sentences.

**Answers:** 1 is 2 which 3 should 4 mustn't 5 swim 6 leave 7 buy 8 where 9, 10 Children's own answers.