

# Welcome Songsheet

## The Amazing Kidd


A Write the adjectives then complete the lines in the song. Use one of the adjectives twice.

- 1 dba \_\_\_\_\_
- 2 loco \_\_\_\_\_
- 3 anigzam \_\_\_\_\_
- 4 dogo \_\_\_\_\_

We are the <sup>5</sup> \_\_\_\_\_ Kids.  
We have <sup>6</sup> \_\_\_\_\_ superpowers!  
We're always\* <sup>7</sup> \_\_\_\_\_.  
We're never\* <sup>8</sup> \_\_\_\_\_.  
We have <sup>9</sup> \_\_\_\_\_ superpowers!

B Label the pictures with these names then complete the lines in the song.

Cat Dash Feather Rocky



Rocky, Dash, Cat and Feather!  
We are the best friends ever\*!  
<sup>5</sup> \_\_\_\_\_'s strong!  
<sup>6</sup> \_\_\_\_\_ is fast!  
<sup>7</sup> \_\_\_\_\_ flies!  
<sup>8</sup> \_\_\_\_\_ has super-eyes!

C Cross out the extra words in the lines of the song.


- 1 Amazing Kids! The Amazing Kids! } x 4
- 2 The Amazing Kids are in this town\*! }

\* Your teacher will tell you what these words mean.

# Unit 1 Songsheet

## Families

A Circle the correct words in the lines of the song.



- 1 Let's sing about **we** / **our** families!
- 2 Let's sing about **our** / **ours** families!
- 3 Is **your** / **yours** big or small?
- 4 Is **you** / **your** mum short?
- 5 Is **your** / **yours** big or small?
- 6 Is **your** / **yours** dad tall?
- 7 Let's sing about **our** / **ours** families!
- 8 Let's sing about **we** / **our** families!

B Write the family words then complete the lines in the song.

- 1 dnuse \_\_\_\_\_
- 2 unciso \_\_\_\_\_
- 3 thafres \_\_\_\_\_
- 4 gpranasrdnet \_\_\_\_\_
- 5 tessir \_\_\_\_\_
- 6 srethguad \_\_\_\_\_

Let's sing about our families!  
Let's sing about our families!  
There are mothers, there are <sup>7</sup> \_\_\_\_\_,  
Brothers and <sup>8</sup> \_\_\_\_\_,  
Aunts and <sup>9</sup> \_\_\_\_\_ too.  
There are sons and <sup>10</sup> \_\_\_\_\_,  
<sup>11</sup> \_\_\_\_\_ and babies,  
Twins and <sup>12</sup> \_\_\_\_\_ too.

C Complete the lines in the song with the correct adjectives.

Let's sing about our families!  
Let's sing about our families!  
Is yours boring or <sup>1</sup> \_\_\_\_\_?  
Is your grandma <sup>2</sup> \_\_\_\_\_?  
Is yours <sup>3</sup> \_\_\_\_\_ or fun?  
Is your grandpa <sup>4</sup> \_\_\_\_\_?  
Let's sing about our families!  
Let's sing about our families!

# Unit 2 Songsheet

## An amazing team!

A Complete the lines in the song with the verb to be.

CHORUS x 2

We <sup>1</sup> \_\_\_\_\_ weak, we <sup>2</sup> \_\_\_\_\_ strong,

We can run all day long\*.

We <sup>3</sup> \_\_\_\_\_ strong, we <sup>4</sup> \_\_\_\_\_ weak,

We <sup>5</sup> \_\_\_\_\_ the stars\* of the week.

B Write letters to complete the verbs in the lines of the song.

We can <sup>1</sup>r \_\_\_\_\_ for hours\* and hours

Through the fields\* and the flowers.

We can <sup>2</sup>c \_\_\_\_\_ a wall\*, we can

<sup>3</sup>b \_\_\_\_\_ a ball,

We <sup>4</sup>w \_\_\_\_\_ together, we are winners!



CHORUS x 2

We can <sup>5</sup>s \_\_\_\_\_ a goal, we can <sup>6</sup>k \_\_\_\_\_ a ball,

Look at it <sup>7</sup>f \_\_\_\_\_ over the wall.

We can <sup>8</sup>r \_\_\_\_\_ very fast and <sup>9</sup>w \_\_\_\_\_ all the races

We're the amazing team with smiles\* on our faces.

C Write the last two lines of the song.

1 \_\_\_\_\_

2 \_\_\_\_\_

\* Your teacher will tell you what these words mean.

# Unit 3 Songsheet

## Housework

A Write letters to complete the nouns in the lines of the song.



B Circle the correct words in the lines of the song.

C Complete the lines of the song with these words.

are be can does don't it's



\* Your teacher will tell you what these words mean.

CHORUS

On <sup>1</sup>S \_\_\_\_\_ Mum says  
'Is your <sup>2</sup>r \_\_\_\_\_ a <sup>3</sup>m \_\_\_\_\_?'

Oh no! Oh dear me!  
My <sup>4</sup>b \_\_\_\_\_ is untidy!

(<sup>5</sup>H \_\_\_\_\_ day! Pa pa pa-pa-pa-pa!)  
(Housework <sup>6</sup>d \_\_\_\_\_! Housework can be fun!)

- 1 My books are in / on the blanket / cupboard!
- 2 My games are on / under the cushion / carpet!
- 3 Oh no! Oh dear me / my!
- 4 My bedroom is / isn't untidy!

CHORUS

What <sup>1</sup> \_\_\_\_\_ Mum say?  
'<sup>2</sup> \_\_\_\_\_ housework day!  
(Housework day! Housework <sup>3</sup> \_\_\_\_\_  
be fun!)

<sup>4</sup> \_\_\_\_\_ worry\*.

Two people <sup>5</sup> \_\_\_\_\_ quicker than one!

Don't worry.

Housework can <sup>6</sup> \_\_\_\_\_ fun!

(Housework can be fun! Housework can be fun!)

CHORUS x 2

**HAMILTON HOUSE**  
English Language Teaching

This page is photocopiable. However, please note that the copyright law, which does not permit multiple copying of published material without prior written permission of the publisher, applies to other pages of this book unless otherwise stated.

# Unit 4 Songsheet

## Lessons

A Complete the lines in the song with the correct verbs.



What are you <sup>1</sup> \_\_\_\_\_ at school today?  
We're <sup>2</sup> \_\_\_\_\_ a computer lesson.  
We're <sup>3</sup> \_\_\_\_\_ the keyboard.  
We're <sup>4</sup> \_\_\_\_\_ the mouse.  
We're <sup>5</sup> \_\_\_\_\_ on the Internet.  
We're <sup>6</sup> \_\_\_\_\_ a computer lesson.

B Write letters to complete the nouns in the lines of the song.

What are you doing at <sup>1</sup> s \_\_\_\_\_ today?  
We're having a science <sup>2</sup> l \_\_\_\_\_.  
We're working together.  
We're mixing <sup>3</sup> t \_\_\_\_\_.  
We're doing an <sup>4</sup> e \_\_\_\_\_.  
We're having a <sup>5</sup> s \_\_\_\_\_ lesson.

C Put the lines of the song in the correct order.




- We're studying hard for a test.
- We're having an English lesson.
- What are you doing at school today?
- We're looking up words.
- We're having an English lesson.
- We're using a dictionary.

# Unit 5 Songsheet

## Food

A Label the pictures with the correct adjectives then write letters to complete adjectives 4-9 in the lines of the song. You will need to use the adjectives twice.



B Write the food words then use them to complete the song.

- 1 maj \_\_\_\_\_
- 2 tsafrebak \_\_\_\_\_
- 3 kapecna \_\_\_\_\_
- 4 sirpsc \_\_\_\_\_
- 5 segg \_\_\_\_\_
- 6 tusnogudh \_\_\_\_\_
- 7 stiucsib \_\_\_\_\_
- 8 uclnh \_\_\_\_\_
- 9 phcsi \_\_\_\_\_
- 10 scakn \_\_\_\_\_

I am <sup>4</sup> h \_\_\_\_\_, I am <sup>5</sup> h \_\_\_\_\_.  
 What's for <sup>11</sup> \_\_\_\_\_?  
 What's for breakfast?  
<sup>12</sup> \_\_\_\_\_ and jam.  
 Bread and <sup>13</sup> \_\_\_\_\_.  
 And a <sup>14</sup> \_\_\_\_\_.  
 And a pancake.


I am <sup>6</sup> g \_\_\_\_\_, I am <sup>7</sup> g \_\_\_\_\_.  
 I want a <sup>15</sup> \_\_\_\_\_.  
 I want a snack.  
 Chocolate <sup>16</sup> \_\_\_\_\_.  
 Chocolate doughnuts.  
<sup>17</sup> \_\_\_\_\_ and biscuits.  
 Crisps and <sup>18</sup> \_\_\_\_\_.

I feel <sup>8</sup> s \_\_\_\_\_, I feel <sup>9</sup> s \_\_\_\_\_.  
 I don't want <sup>19</sup> \_\_\_\_\_!  
 I don't want lunch!  
<sup>20</sup> \_\_\_\_\_ and chips, dear?  
 Eggs and <sup>21</sup> \_\_\_\_\_, dear?  
 No thank you!  
 No thank you!

# Unit 6 Songsheet

## An amazing place

A Complete the lines in the song with the correct nouns.



CHORUS

We live in a beautiful <sup>1</sup> \_\_\_\_\_.  
Nature puts a smile on my <sup>2</sup> \_\_\_\_\_.  
There are animals and <sup>3</sup> \_\_\_\_\_.  
There are oceans and <sup>4</sup> \_\_\_\_\_.  
The <sup>5</sup> \_\_\_\_\_ is an amazing place.

B Cross out the extra words in the lines of the song.

- 1 But tomorrow will is another day.
- 2 Will the plants and the animals be OK?
- 3 The summer will be get hotter.
- 4 The winter will to get wetter.
- 5 Will they everything die one day?

C Put the lines of the song in the correct order.



CHORUS

- We're going to save the bears and whales.
- We're going to look after the forests and seas!
- Come on everyone, listen to me!
- Let's save the Earth for you and me!
- We're going to save the pandas and seals.

CHORUS

# Meet the Amazing Kids Worksheet

## Before the episode

Look at pages 8 and 9 of the Student's Book and circle the correct words.

- 1 There **are / aren't** four amazing kids.
- 2 There **are / aren't** three boys.
- 3 There **are / aren't** two girls.
- 4 One boy has **brown / black** hair.
- 5 One girl has **brown / green** eyes.

## During the episode

Match.



- 1 I can run fast.
- 2 I have X-ray eyes.
- 3 I'm strong.
- 4 I can fly.



## After the episode

Answer these questions with a partner.

- 1 Who is smart?
- 2 Who is beautiful?
- 3 Who is a good person?
- 4 Who has cool hair?

# The Amazing Kids Episode 1 Worksheet

## What do you remember?

Answer these questions with a partner.

1 Who is fast?

\_\_\_\_\_

2 Who is strong?

\_\_\_\_\_

3 Who has X-ray eyes?

\_\_\_\_\_

4 Who can fly?

\_\_\_\_\_

## Before the episode

Look at pages 26 and 27 of the Student's Book and match.

- |                  |                         |
|------------------|-------------------------|
| 1 They are all   | a behind the tree.      |
| 2 Rocky is       | b in the tree.          |
| 3 Feather is     | c behind the door.      |
| 4 An ugly man is | d in front of the door. |
| 5 Cat is         | e at school.            |

## During the episode

Circle the correct words.

- 1 **Cat / Dash** has straight hair now.
- 2 **Rocky / Feather** is Dash's best friend.
- 3 Tall Boy is **thin / thirsty** and tall.
- 4 There is a **strong / an ugly** man in the school.
- 5 The boys are **clever / naughty**.

## After the episode

Answer these questions with a partner.

- 1 Who is Tall Boy?
- 2 Do you think Tall Boy will be tall again?
- 3 Why don't the boys help Feather?
- 4 Who do you think the ugly man is?
- 5 What do you think will happen next?

# The Amazing Kids Episode 2 Worksheet

## What do you remember?

Answer these questions with a partner.

- 1 What month of the year is it in the story?  
\_\_\_\_\_
- 2 Who loses his superpower?  
\_\_\_\_\_
- 3 Who sees the ugly man?  
\_\_\_\_\_
- 4 Who helps Tall Boy?  
\_\_\_\_\_

## Before the episode

Look at pages 44 and 45 of the Student's Book and circle the correct words.

- 1 The ugly man is **inside** / **outside** the classroom.
- 2 The ugly man **can** / **can't** see the four friends.
- 3 The girls play **baseball** / **basketball**.
- 4 The boys are on a football **court** / **pitch**.
- 5 Rocky is in a **car** / **van**.

## During the episode

Match.

- |                  |                                |
|------------------|--------------------------------|
| 1 Dr Dark is     | a basketball in the afternoon. |
| 2 Rocky doesn't  | b their new science teacher.   |
| 3 The girls have | c usually good at football.    |
| 4 Dr Dark takes  | d photos of sports lessons.    |
| 5 Kid Kick is    | e like difficult tests.        |

## After the episode

Answer these questions with a partner.

- 1 Why do you think Dr Dark gives the students a test?
- 2 Why do you think Dr Dark takes photos of the sports lessons?
- 3 Do you think Dr Dark is dangerous?
- 4 Why do you think Rocky is inside the van?
- 5 What do you think will happen next?

# The Amazing Kids Episode 3 Worksheet

## What do you remember?

Answer these questions with a partner.

- 1 Who is Dr Dark?  
\_\_\_\_\_
- 2 What's the problem with Kid Kick and Jackie Jump?  
\_\_\_\_\_
- 3 What does Dr Dark do at the sports lessons?  
\_\_\_\_\_
- 4 Where is Rocky?  
\_\_\_\_\_

## Before the episode

Look at pages 62 and 63 of the Student's Book, read the sentences and write **yes** or **no**.

- 1 Dash is in the tree. \_\_\_\_\_
- 2 Cat sees a sofa in the living room. \_\_\_\_\_
- 3 Rocky is in the bathroom. \_\_\_\_\_
- 4 There are dirty dishes in the kitchen. \_\_\_\_\_
- 5 Dr Dark finds the amazing kids. \_\_\_\_\_

## During the episode

Circle the correct words.

- 1 Dr Dark lives at 20 **Black / Dark** Road.
- 2 Feather can get in the **living room / bedroom**.
- 3 Rocky is **downstairs / upstairs**.
- 4 Dr Dark takes **photos / superpowers** with his camera.
- 5 **Feather / Cat** gives Rocky his superpower.

## After the episode

Answer these questions with a partner.

- 1 Do you think the amazing kids are brave?
- 2 Do you think Rocky is frightened in the wardrobe?
- 3 Why do you think Dr Dark doesn't do the dishes?
- 4 Why do you think Dr Dark wants their superpowers?
- 5 What do you think will happen next?

# The Amazing Kids Episode 4 Worksheet

## What do you remember?

Answer these questions with a partner.

- 1 Where does Dr Dark take Rocky?  
\_\_\_\_\_
- 2 Who finds Rocky?  
\_\_\_\_\_
- 3 Do the amazing kids find Rocky's superpower?  
\_\_\_\_\_
- 4 Who comes into the kitchen at the end of the episode?  
\_\_\_\_\_

## Before the episode

Look at pages 80 and 81 of the Student's Book and circle the correct words.

- 1 Dr Dark **can** / **can't** see in the dark.
- 2 The amazing kids are **leaving** / **going into** Dr Dark's house.
- 3 Rocky **opens** / **closes** the school doors.
- 4 The kids are **studying** / **looking** in the classroom.
- 5 Cat **knows** / **doesn't know** how to use a computer.

## During the episode

Read the sentences and write **yes** or **no**.

- 1 Dr Dark takes their superpowers. \_\_\_\_\_
- 2 Rocky puts the van in front of the door. \_\_\_\_\_
- 3 The superpowers are in Dr Dark's desk. \_\_\_\_\_
- 4 A man is going to the restaurant tomorrow. \_\_\_\_\_
- 5 Dr Dark's name is Dylan. \_\_\_\_\_

## After the episode

Answer these questions with a partner.

- 1 What do you think of Cat's idea in the house?
- 2 How do you think Dr Dark feels in the dark?
- 3 Why do you think Dr Dark's computer is in the classroom?
- 4 What do you think Cat reads at the end of the episode?
- 5 What do you think will happen next?

# The Amazing Kids Episode 5 Worksheet

## What do you remember?

Answer these questions with a partner.

- 1 Where does Rocky put Dr Dark's van?  
\_\_\_\_\_
- 2 Where do the amazing kids look for the superpowers?  
\_\_\_\_\_
- 3 Who has the superpowers?  
\_\_\_\_\_
- 4 Why is a man going to Dylan's restaurant?  
\_\_\_\_\_

## Before the episode

Look at pages 98 and 99 of the Student's Book and choose the correct answers.

- 1 The amazing kids are sitting \_\_\_\_.  
a in a classroom      b in a restaurant
- 2 They are \_\_\_\_ there.  
a eating and drinking      b only eating
- 3 Cat sees \_\_\_\_ superpowers.  
a two      b three
- 4 Dr Dark \_\_\_\_.  
a takes a photo      b eats a pizza
- 5 Cat, Rocky and Dash are \_\_\_\_.  
a frightened      b hungry

## During the episode

Match.

- 1 Cat's test      a has a good view.
- 2 The restaurant      b says the kids are naughty.
- 3 The superpowers      c wants to finish the slice of pizza.
- 4 Rocky      d wasn't good.
- 5 Dr Dark      e are in Dr Dark's bag.

## After the episode

Answer these questions with a partner.

- 1 Why do you think Cat got a C in her test?
- 2 Do you think Rocky is hungry or greedy?
- 3 Why does Cat want Feather to fly?
- 4 Do you think Dr Dark takes Feather's superpower?
- 5 What do you think will happen next?

**HAMILTON HOUSE**  
English Language Teaching

This page is photocopiable. However, please note that the copyright law, which does not permit multiple copying of published material without prior written permission of the publisher, applies to other pages of this book unless otherwise stated.

# The Amazing Kids Episode 6 Worksheet

## What do you remember?

Answer these questions with a partner.

1 What did the kids eat at the restaurant?

\_\_\_\_\_

\_\_\_\_\_

3 What was in the bag?

\_\_\_\_\_

\_\_\_\_\_

2 Whose bag did they find?

4 Who fell?

## Before the episode

Look at pages 116 and 117 of the Student's Book and tick (✓) the sentences that are true.

1 a Dash catches Feather.

b Rocky catches Feather.

2 a Dr Dark goes to the zoo.

b Dr Dark leaves the zoo.

3 a A chimp eats a banana.

b A chimp throws a banana.

4 a Dr Dark jumps.

b Dr Dark falls.

5 a Tall Boy is tall and thin.

b Tall Boy is short and fat.

## During the episode

Complete the sentences with these verbs. Use the present simple.

drink have no have not see save

1 Feather can't fly because Dr Dark \_\_\_\_\_ her superpower.

2 Rocky is Feather's hero because he \_\_\_\_\_ her.

3 Dr Dark falls because he \_\_\_\_\_ the banana.

4 Tall Boy is tall again because he \_\_\_\_\_ his superpower.

5 Dr Dark is angry because he \_\_\_\_\_ any superpowers.

## After the episode

Answer these questions with a partner.

1 Why do you think Dr Dark goes to the zoo?

2 Why do you think the chimp throws the banana in front of Dr Dark?

3 How do you think Kid Kick, Jackie Jump and Tall Boy feel at the end of the story?

4 How do you think Dr Dark feels now?

5 Do you want another story about the amazing kids?

**HAMILTON HOUSE**  
English Language Teaching

This page is photocopiable. However, please note that the copyright law, which does not permit multiple copying of published material without prior written permission of the publisher, applies to other pages of this book unless otherwise stated.

# Recording Script

## Unit 1

### Lesson 1

Hello. My name's Polly. Look at this photo. It's my family! I'm with my parents, my brother and sister, and my grandfather. It's summer and we're in the garden. We're happy.

The boy with brown hair is my brother, Jack. He's twelve years old. Harry is my grandfather. He's tall and thin. Ann is my sister. She's a baby. Ann is with my father, Tony. And that's my mum, Kim. She's beautiful. And the cat? That's Flossie. She's cute!

### Lesson 3

M Who is your best friend?

G My best friend is Julia.

M That's a pretty name. How do you spell it?

G J-U-L-I-A. Julia.

M And how old is she? Is she twelve?

G No, she isn't. She's thirteen.

M Is she clever?

G Yes, she is. She's very clever.

M Is she tall?

G No, she isn't tall. She's short, with long black hair and brown eyes. On Saturdays, we go to the park and we ride our bikes. Or we play with Charlie. He's Julia's cat. Charlie is old ... and he's fat! He's funny too!

M And then?

G We eat lunch. Then we play games or listen to music. It's fun!

### Lesson 4

#### JUST SAY IT!

B

Music /k/: second, car, Mac, clever

Grace /s/: Lucy, nice, pencil, sentence

### Skills Building

B

#### Example

G Hello, John. Happy Birthday!

B Hi, Katy.

G Here, This is for you, John.

B What is it?

G It's a watch – with the time, the day of the week, the month and the year.

B It's great. Thanks, Katy!

1

G Who's the boy with the green T-shirt?

B That's my brother, Jim. It's his birthday today, too!

G His birthday? Oh! You're twins!

B Yes, that's right. But his hair is long and my hair is short.

G Oh, yes.

2

B Are you thirsty?

G Yes, I am.

B There's orange juice and apple juice. The drinks are on the table. Next to Anna.

G Who is Anna?

B She's the girl with long fair hair and a blue dress.

3

G Mmm. The food is yummy.

B It's Mum's food.

G What's your mother's name?

B Her name's Lucy. She's behind the table – with long brown hair and a red T-shirt.

G Oh, right.

4

G Who is the woman with your mother?

B That's Jane. She's my mum's sister.

G Your aunt?

B Yes, that's right.

5

B Ben is Aunt Jane's son. He's my cousin.

G Is he the boy with curly fair hair?

B Curly hair? Yes, but his hair is black, not fair.

G Oh, yes. Hi, Ben!

## Unit 2

### Lesson 1

M Good morning, everyone. I'm Andrew Scott. Now, here with me today to talk about sports is Marjorie Jones. Marjorie, what's your favourite sport?

W I think they're all great ... tennis, swimming, rock climbing are all fun, but the best is scuba-diving – you know – swimming under the sea. It's my hobby and I love it. I can swim under the water and see lots of beautiful fish.

M Wow! That's amazing! But I think it's a very dangerous sport, and a difficult one too.

W No, it isn't difficult. I think it's easy. I can't swim very fast, but that's OK.

M I see. Marjorie, how old are you?

W I'm nearly eighty years old. Well, my birthday is on Sunday, so I'm seventy-nine.

M Wow! Do you go with friends?

W Oh, no! My friends can't swim under the water. They think I'm very brave! They like listening to music, painting and other things like that. I can't do those hobbies – they're boring!

M So, can everyone do sports like scuba-diving?

W Oh yes! Young people do them, but old people can do them, too.

M Well, thank you for talking to us, Marjorie, and good luck with scuba-diving!

#### JUST SAY IT!

A

I can swim. I can't climb rocks.

B

- 1 He can run.
- 2 She can't draw.
- 3 They can sing.

### Lesson 3

M So, listen everyone. It's the school Fun Day on Saturday. Yes, Anna?

G I'm new at this school, Mr Smith. What's the 'Fun Day'?

M Oh, yes, Anna. Well, it's like school sports day, but with lots of fun games.

B What time does the Fun Day start, Mr Smith?

M It starts at eleven o'clock, but I want you all to be there at half past ten. So, there are lots of different races. Who wants to be in the sack race?

G What's a sack race?

M Ben, can you tell Anna about the sack race?

B Yes. We all get into sacks and we stand in a line. A teacher says 'Ready, steady, go!' and we all jump in our sacks. Lots of people fall down – it's really funny! Can I be in the sack race, Mr Smith?

M OK. Ben ... sack race ... Now what about the egg-and-spoon race? Anna, do you want to be in that?

G That's when you hold a spoon with an egg on it, and you run. Is that right?

M Yes, that's right, Anna, but you can't drop the egg!

G I like that race. It's great fun. Can I do that?

M OK.

G Do we win prizes?

M The winner gets a camera. And everyone gets a sticker that has 'Well done!' on it.

G Ben, do you like the Fun Day?

B Well, I don't like sports, but the Fun Day is ... well, it's ... great fun! We all love it!

### Skills Building

B

#### Example

W Can you see the boy?

B Yes, I can. He likes painting.

W That's right, he does. Look at his hair.

B His hair is short. What colour is it?

W Umm ... brown. Colour his hair brown.

B OK.

1

W Now, do you want to colour something?

B Yes, please. Can I colour the car?

W Yes, good idea.

B I want to colour the car green. It's my favourite colour.

W Yes, green is a good colour.

2

W Now, can you write something?

B What? A word?

W Yes. Can you see the comic in front of the boy?

B Yes, I can.

W Write the word comic.

B Where? On the comic?

W Yes, please. At the top of the comic. Well done!

3

W Right. Is there a football in the picture?

B Yes, there is. It's under the table.

W That's right.

B Can I colour the football?

W OK. What colour?

B I like red.

W OK.

4

B Oh, there's a cat outside. It's like my cat.

W What colour is your cat?

B My cat is black.

W So, colour this cat black.

B Good idea!

5

W Does the boy like music?

B Yes, he does. He has a guitar.

W Let's colour the guitar.

B Can I colour it pink?

W A pink guitar?

B Yes.

W OK. Your picture looks amazing!

### CLIL

A

1 (violin)

2 (drums)

3 (didgeridoo)

4 (piano)

5 (guitar)

6 (recorder)

## Unit 3

### Lesson 1

B Let's go into this shop. It has lots of great things.

W Good idea.

B I want a new bedside table.

W This blue bedside table is nice.

B Yes, it's like my curtains. They're blue. And I can put my lamp on it.

W OK. And a cupboard for your things?

B No, I don't want a cupboard. I put everything in my bookcase.

W OK. Let's buy some things for your bed.

B Oh, yes. Some cushions?

W Cushions? For your bed?

B Sorry, I mean pillows.

W Yes, two new pillows.

B And a nice blanket. I like those green blankets.

W OK. Two green blankets. Is that all?

B Can I have a new carpet?

W No, you can't, Fred. Your carpet is OK.

B OK.

W But you can have a fan. It's summer now.

B Yes, it is. A fan is a good idea.

W OK.

### Lesson 3

So ... phone ... video on ... OK ... So here we are ... this is my house. I really like it! I think it's great. First, ... the ground floor and ... this is the hall. It's big. Downstairs there's a basement. Our bikes are in the basement. Now ... here are the stairs ... one,

two, three, four, five, six, seven, eight, nine, ten, eleven, twelve, thirteen, fourteen stairs ... and now we're on the first floor. There are three bedrooms here. My bedroom is bigger than my sister's bedroom. Look! Oh dear, it's very untidy. Let's close the door quickly! And here ... is a big balcony. You can see the garden and ... look ..., there's my sister, Sue!

**JUST SAY IT!**

**A**  
bigger  
nicer  
lazier

**B**  
cleaner  
busier  
brother  
spider  
slower  
never

**Skills Building**

**B**

**Example**

**W** Do you like your new house, Tony?

**B** Yes, I do, but it's a flat, not a house.

**W** Oh, I see. Is it in the city centre?

**B** Yes, it is. I like that. It's near the shops and the park.

**1**

**W** How many bedrooms are there in your new flat?

**B** Umm ... my room, my sister's room ... that's two ... and ... my parents' room.

**W** So there are three?

**B** Yes, that's right.

**2**

**W** Is your bedroom big?

**B** Yes, it is, but the biggest room in the house is the living room.

**W** The living room?

**B** Yes, and it's got a great view too.

**3**

**W** So tell me about your bedroom.

**B** It's great. I have a big white bed and a bedside table.

**W** What about the curtains and the carpet? What colour are they?

**B** The curtains are green and the carpet is blue.

**W** Blue? That's your favourite colour!

**B** Yes, it is.

**4**

**W** Does your mum like the new flat?

**B** Yes, she does. She thinks it's great.

**W** What's her favourite room?

**B** She likes the kitchen because there's a new fridge and a dishwasher.

**5**

**W** Can I come and see your new flat?

**B** Yes, that's a great idea!

**W** What's the address?

**B** It's 6, Market Street.

**W** How do you spell that?

**B** M - A - R - K - E - T.

**W** OK. Great. See you tomorrow!

**CLIL**

**A**

**1**

**B** It has four sides. A kite is this shape. What is it?

**G** It's a diamond.

**2**

**G** It has four sides. The sides are all the same. What is it?

**B** It's a square.

**3**

**B** It has two long sides and two short sides. What is it?

**G** It's a rectangle.

**4**

**G** A coin is this shape. What is it?

**B** It's a circle.

**5**

**G** It has three sides. What is it?

**B** It's a triangle.

**6**

**G** An egg is this shape. What is it?

**B** It's an oval.

**Unit 4**

**Lesson 1**

**M** Good morning, children. Open your books please and look at the article on page 66. It's called 'The boat schools'. What's it about? Charlie?

**B** Umm ... It's about an unusual school in Bangladesh.

**M** Yes, that's right. And this week's project is 'Schools around the world'. First, you must choose an unusual school like the boat school.

**G** Where can we find out information about schools like that?

**M** You can find out about an unusual school on the Internet.

**B** Can we use the computers here in our classroom?

**M** Yes, and you can go to the library, too, and use the books there. So, write down all the information, and look up the names of places you don't know. But be careful – you mustn't choose the same school as another pair.

**B** Pair?

**M** Oh, yes. Sorry ... you must work in pairs to do your projects.

**G** Oh, good. I like working with a partner. It's more fun.

**B** Can we put some photos in our projects?

**M** Yes, you can. You don't have to use photos, but projects are nicer with pictures.

**G** When do we have to finish our projects? On Friday?

**M** No. You have to hand in your projects next Monday. So, now we have to choose the pairs. Anna, you can work with ...

**Lesson 2**

**JUST SAY IT!**

**A**

learning

singing

thing

climbing

morning

**B**  
building  
shopping  
washing  
amazing  
speaking

### Lesson 3

#### Speaker 1

Today is a big day! Some of my friends are singing and I'm playing the violin. Other students from the school band are playing different instruments. My brother isn't playing an instrument. He's giving people their tickets.

#### Speaker 2

I'm not practising the piano now because I have to go out. I must be at school at four o'clock. Now ... have I got all my things? My kit? Yes. Boots? Yes. We're really good at this sport and we usually win!

#### Speaker 3

Now ... where's my camera? Oh, here it is. On my bedside table. I need my bag with all my things ... we're going to a museum today. All the students in my class are going. And ... my phone ... very important! And my packed lunch ... mmm ... cheese and tomato ... my favourite!

#### Speaker 4

I love doing this activity because we always have a lot of fun. It's really exciting and you have to be strong. It's quite difficult, but we have special ropes to help us. Next summer, we're all going on a trip to the mountains. We can practise there. Fantastic!

### Skills Building

**A**

- G** Hello?  
**B** Oh, hi Jill. Are you doing your homework?  
**G** No, I'm not.  
**B** Great. Do you want to come to the park with me this afternoon? I'm playing basketball with Tony and Sam.  
**G** I can't. Today is Wednesday and I have chess club.  
**B** Oh. What about tomorrow?  
**G** Yes, OK. See you tomorrow!

**B**

#### What is the girl doing this afternoon?

- G** Hello?  
**B** Oh, hi Jill. Are you doing your homework?  
**G** No, I'm not.  
**B** Great. Do you want to come to the park with me this afternoon? I'm playing basketball with Tony and Sam.  
**G** I can't. Today is Wednesday and I have chess club.  
**B** Oh. What about tomorrow?  
**G** Yes, OK. See you tomorrow!

**D**

#### 1 What is the boy's favourite lesson today?

- B** What's your first lesson today?  
**G** My first lesson is maths with Miss Davis. What's yours?  
**B** I have maths too, but with Mr Lewis. It's really boring.  
**G** Boring? Oh, I like maths. It's great.  
**B** My next lesson is the best one today.  
**G** What is it? Art?  
**B** No, PE. I love it! Today we're playing football.

#### 2 Where are the children going on their school trip?

- W** We're going on a school trip next week.

**G** Hooray! Are we going to a museum?

**B** Oh no! I don't like museums.

**W** Be quiet all of you! You're too noisy! You aren't quiet enough! We're going to a place with cows and sheep.

**G** To the zoo!

**B** The zoo?! They don't have cows and sheep at the zoo. They have giraffes and zebras!

**W** We're going ... I said ... we're going to see where farmers work. We're going to a farm! There are beautiful hills and fields ...

#### 3 What must the students take to school tomorrow?

**G** Is that your PE kit under the desk?

**B** Oh, yes. Thanks, Lucy.

**G** Bring your calculator to school tomorrow.

**B** You mean, bring my *dictionary* to school. Yes, I know. We have reading hour in the library.

**G** No, I mean *calculator.* We *usually* have reading hour, but tomorrow we're having a maths test.

**B** A maths test? Oh no!

#### 4 What does the girl want?

**W** You're starting school on Monday, Ann. Do you have all your things?

**G** Umm ... I have enough new notebooks, so that's OK.

**W** And pens?

**G** Yes, I have enough pens too, but I don't have coloured pencils for art.

**W** OK. ... Coloured pencils. I can buy coloured pencils tomorrow.

**G** Thanks, Mum.

#### 5 How is the boy going to school today?

**W** Do you like your new school?

**B** Yes, it's great.

**W** How do you get to school every day? Do you catch a bus?

**B** No, I don't. The school is near my house. It's near enough to walk.

**W** But you can't walk today. It's raining and it's too cold to walk.

**B** Yes, I know. Mum is taking me in her car today.

### CLIL

**A & B**

Good morning class. OK. Today we're surfing the Net. Yes, yes, I know it's fun! So please turn on your computers. That's right. Now, look at the bottom of your screen. Can you see the red, green and yellow circle? That's the icon for your Internet browser. Click on it with your mouse. Now, can you all see the Google search box? Use the keyboard to write *The history of computers.* Yes, this IS computer studies, so we're learning about computers! You can surf the Net and look for information about your favourite singers at the end of the lesson. OK. Scroll up and down the page and find something that looks interesting. Yes, Nicole. How do I shut down the computer? Erm, why do you want to do that?

## Unit 5

### Lesson 1

**M** Hello, everyone. I'm Steve and you're listening to ... City Radio! It's Monday morning and time for ... 'Cooking with Kids!' And today we've got Jack Smith from River School with us. Hello, Jack.

**B** Hi, Steve! Thanks for having me on your programme.

**M** So tell me, Jack. Do you have cooking lessons at school?

RECORDING SCRIPT 157

- B** Yes, we do – every Wednesday afternoon. I love cooking and I always help my mum to make lunch on Saturdays.
- M** Today we're making pancakes. Right, Jack?
- B** Yes, that's right. I often have pancakes in the morning before school. You can eat them with lemon and sugar, with chocolate and fruit or jam. My favourite is chocolate and banana.
- M** Mmmm. Yum! So, what do we need for this recipe, Jack?
- B** We need some flour – one mug of flour ... into the bowl. There we are. And then we add an egg. Let's mix the egg and the flour. Then you add milk – about 400 ml. You have to mix it really well.
- M** Is there any sugar in this recipe?
- B** You can add some sugar, Steve, but that makes the pancakes very sweet. When you have chocolate too, they're too sweet, so no ... I don't add sugar.
- M** And now?
- B** Now we cook the pancake with some vegetable oil. There – it's a lovely colour. This one's for you, Steve. What do you want on your pancake? Do you want some chocolate?
- M** Mmm ... I like chocolate, but I think I want ... jam.
- B** Why don't you try jam and chocolate?
- M** Wow! OK, great! Mmmm, that's fantastic!
- B** Oh, dear! What a mess! Now I have to wash the dishes. I don't like that very much!

### Lesson 3

- W** Are you hungry, Paul?
- M** Yes, I am. What about you?
- W** No, I'm not very hungry. I only want a snack.
- M** OK. Oh, look, Zoe. They have soup.
- W** Soup? Yes, that's nice. What kind of soup? Is there tomato? That's my favourite.
- M** Umm ... Let me see ... soup of the day ... French onion.
- W** Oh, no. I don't like that.
- M** Oh, I love it. Yes, I want French onion soup to start with. You can have a salad, or sandwiches.
- W** Where does it say 'sandwiches'?
- M** Here – under 'Snacks'.
- W** Oh, yes. Hmm – I don't really like cheese, but chicken sandwiches are nice. OK. Chicken sandwiches for me. And maybe ... yes, I want a salad too, I think ... tomato and onion is nice. Yes, a tomato and onion salad. And you?
- M** I'm really hungry, so I don't want sandwiches or a salad.
- W** Why don't you have pasta?
- M** Good idea, but I don't know which one to have.
- W** Have pasta with chicken and cream.
- M** No, thanks. Hmm ... with vegetables – because they're really good for me.
- W** I think that man is eating pasta with vegetables. It looks good.
- M** You're right. OK. That's what I'm having. And do you want a drink?
- W** Oh, yes! How about lemonade?
- M** Oh, no! That's very bad for you – too much sugar. No, I want orange juice.
- W** Yes, you're right, but I don't like orange juice. I just want water.
- M** OK. So, we know what we want ... Oh, hello. Right, I'm having ...

### Lesson 4

**JUST SAY IT!**

- A**  
cried  
finished  
sliced

- tasted  
tried  
wanted

- B**  
/t/  
finished  
sliced  
/d/  
cried  
tried  
/id/  
tasted  
wanted

### Skills Building

**B**

#### Example

**B** Hi, Holly. How are you?

**G** Hello, Peter. I'm fine, but I'm hungry because I was at my aunt's house for lunch. She only eats salad. Today it was tomato and onion – her favourite ... but I hate salad!

**1**

**B** What about your uncle? Does he love salad, too, like your aunt?

**G** Oh, no. He doesn't like salad, but he wasn't at home today. He always has sandwiches. His favourite are cheese and tomato. Do you like sandwiches?

**B** Yes, but I don't like cheese.

**2**

**G** My parents sometimes eat sandwiches for lunch too, but they usually have soup.

**B** My mum buys soup, too.

**G** Oh, my mum and dad don't buy soup. They make it themselves. They cut carrots, onions and beans into pieces to make vegetable soup or sometimes they make tomato soup. They love soup.

**3**

**B** So, your parents are good at cooking. What about your big sister?

**G** Who? Emma. She doesn't like cooking. She says it's boring.

**B** But your sister lives in a flat now. What does she eat?

**G** She likes pizzas the most. She eats them all the time! Dad says food like that is very bad for you because it has a lot of salt and oil.

**4**

**B** Yes, and things like cake and biscuits are bad for you too.

**G** You're right, but they're nice! My best friend is having her birthday party tomorrow and she's making a chocolate cake. Yum!

**B** Is she making it by herself?

**G** Yes, she's very good at making cakes. They're her favourite!

**5**

**G** She's very different from my cousin, Charlie. He only eats healthy food – salads, vegetables and fruit. He loves apples and bananas. He makes fruit salads all the time.

**B** That's really boring!

**G** I know! I like fruit and I think healthy food is good. But sometimes I want an ice cream or a packet of crisps, too!

**B** Yes, me too!

## CLIL

### A

Welcome to *Food and you* on Radio 123. Today we're talking about five food groups. One, protein: there's protein in meat and fish. Two, grains: that's what we use to make bread and pasta. Three, dairy: that's food like milk and cheese for example. Four, fruit and vegetables: like apples and carrots, and five, sugar and fat: for example, food like doughnuts.

## Unit 6

### Lesson 1

#### Speaker 1

I saw a TV programme about a chimp called Grace. For 30 years she lived in a small cage in a zoo. She was thin and very sad because she was in a small cage and she had no friends. Then some people took her to a special place for animals in Brazil. Now she lives in a big park with grass and trees. Other chimps live there too, so she has friends now.

#### Speaker 2

Last summer my family and I went to the countryside. We stayed in a small house in the mountains. We took our pet cat, Skittles, with us too. But when it was time to go home, we looked and looked for her, but she wasn't there! Finally, we had to go home without her. Skittles stayed in the countryside. I was very sad. Four months later, Skittles walked into the living room! Our home is three hours from the small house in the mountains! Amazing? Yes, ... but true!

#### Speaker 3

Fred is a sheep, but he doesn't live on a farm with other sheep and goats. Julia Smith saved Fred when he was a baby and now he lives with her and her family. Julia took him to a farm to live, but Fred wasn't happy there, so she brought him home again! He is very clean and he doesn't make a mess. He likes eating carrots and biscuits and sleeps on the living room carpet!

#### Speaker 4

A lot of people have a Facebook page, but did you know that some animals have a Facebook page too! I am friends with a rabbit called Jack! Jack has more than 46,000 Facebook friends. There is a camera in his cage, so all his friends can watch him. Yesterday, he woke up at seven o'clock and ate a big breakfast of rabbit food and a carrot.

### Lesson 2

#### Just say it!

##### A

island  
climb  
famous

##### B

walk  
beautiful  
favourite

#### Lesson 3

Today's *Animal World* programme is about ... sharks! Many different kinds of sharks live in the sea, but the most famous kind is probably the great white shark. That's G-R-E-A-T and 'white' like the colour. Of course, the great white shark is white – that's how it gets its name – but it's grey too. It's one of the most dangerous sharks. It's four metres long and uses its tail to swim under the water very fast. It eats fish and seals and it sometimes eats turtles and sea birds, too.

Not all sharks are dangerous. The whale shark is the biggest of all the sharks, but it only eats tiny plants and animals. That's it for today. Next week, we'll talk about dolphins. Bye for now!

## Skills Building

### C

#### What is the weather going to be like tomorrow?

M Did you listen to the weather?

W Yes, I did.

M Is it going to be icy and snowy again tomorrow?

W No, it isn't, but it won't be sunny. It's going to be windy and cold. It will be a cloudy day with some rain, so don't forget your umbrella.

M Maybe there'll be a rainbow!

### E

#### 1 Where did Sally go for a walk?

B Did you have a nice walk, Sally?

G Yes, thank you. It was great.

B Did you walk around the lake?

G No, I didn't. I usually go to the waterfall, but today I went to the forest. I love walking along the path.

#### 2 Which animal is Paul writing about for his project?

G I'm doing my project about seals. What about you, Paul?

B Well, I wanted to do my project about sharks.

G That's a good topic and there's a lot of information on the Internet.

B Yes, but Peter is doing sharks, so I'm going to choose polar bears. I have some fantastic photos from a magazine about the Arctic.

#### 3 What is the girl going to buy for her rabbit?

G I'm so excited! My parents are going to get me a rabbit for my birthday!

B That's fantastic! Do you have a cage for it?

G Yes, I have a cage and Mum has lots of vegetables for it to eat carrots, salad leaves – things like that.

B What about water? Do you have a water bowl for the rabbit?

G Oh dear. No, I don't. I'll buy one tomorrow.

#### 4 Which photo does the boy like best?

G Look at the photos in this book. They're beautiful.

B Yes, they are. I like this one. It's so hot and the sand is fantastic.

G I think this one is nice. I love the snow and ice.

B Yes, but my favourite is the picture of the ocean. The sun is shining on the water – amazing!

#### 5 Which animals does Alice look after on the farm?

B Where are you going this summer, Alice?

G I'm going to my grandparents' farm.

B Wow! Can you ride horses there?

G No, they don't have horses. They have cows and sheep. I help my grandpa look after the baby sheep.

## CLIL

### A

- 1 North America
- 2 Europe
- 3 Asia
- 4 South America
- 5 Africa
- 6 Australia
- 7 Antarctica

# Workbook Key

## Welcome

### Lesson 1

#### Vocabulary

##### A

Aa Bb Cc Dd Ee Ff Gg Hh Ii Jj Kk Ll  
Mm Nn Oo Pp Qq Rr Ss Tt Uu Vv Ww  
Xx Yy Zz

##### B

- 1 pink
- 2 red
- 3 green
- 4 black
- 5 orange
- 6 white
- 7 purple
- 8 yellow
- 9 grey
- 10 blue
- 11 brown

##### C

- 1 e a (ear)
- 2 a i (hair)
- 3 e e (eye)
- 4 e a (head)
- 5 o e (nose)
- 6 o u (mouth)
- 7 a (arm)
- 8 a (hand)
- 9 e (leg)
- 10 o o (foot)

##### D

- 1 (o)ne
- 2 (t)wo
- 3 (t)hree
- 4 (f)our
- 5 (f)ive
- 6 (s)ix
- 7 (s)even
- 8 (e)ight
- 9 (n)ine
- 10 (t)en
- 11 (e)leven
- 12 (t)welve
- 13 (t)hirteen
- 14 (f)ourteen
- 15 (f)ifteen
- 16 (s)ixteen
- 17 (s)eventeen
- 18 (e)ighteen
- 19 (n)ineteen
- 20 (t)wenty

##### E

- 1 spell
- 2 does

- 3 know
- 4 quiet
- 5 Open
- 6 wrong
- 7 right
- 8 Close
- 9 Thank

#### Grammar

##### A

- 1 a
- 2 an
- 3 a
- 4 an
- 5 a
- 6 a
- 7 a
- 8 an

##### B

1a 2b 3b 4a 5b 6a

### Lesson 2

#### Vocabulary

##### A

1c 2e 3f 4a 5d 6b

##### B

- 1 Monday
- 2 Tuesday
- 3 Wednesday
- 4 Thursday
- 5 Friday
- 6 Saturday
- 7 Sunday

##### C

##### A

S	H	A	U	G	U	S	T	O	Z
D	M	A	X	M	A	Y	U	A	M
E	N	R	J	A	N	U	A	R	Y
C	I	L	U	P	N	M	R	C	H
E	F	E	B	R	U	A	R	Y	K
M	A	V	J	A	N	R	U	R	O
B	U	F	U	E	B	C	O	N	C
E	G	C	L	T	O	H	X	E	T
R	S	W	Y	G	J	L	E	J	O
N	O	V	E	M	B	E	R	U	B
E	A	A	P	R	I	L	I	N	E
O	S	E	P	T	E	M	B	E	R

- 1 January
- 2 February
- 3 March
- 4 April
- 5 May
- 6 June
- 7 July
- 8 August

- 9 September
- 10 October
- 11 November
- 12 December

##### D

- 1 winter
- 2 summer
- 3 autumn
- 4 spring

#### Grammar

##### A

- 1 in
- 2 at
- 3 on
- 4 at
- 5 in
- 6 on
- 7 on
- 8 in
- 9 at
- 10 in

##### B

- 1 watches
- 2 babies
- 3 leaves
- 4 toys
- 5 sheep
- 6 fish
- 7 people
- 8 mice

##### C

- 1 There is
- 2 There are
- 3 There aren't
- 4 There isn't
- 5 There are
- 6 There isn't

## Unit 1

### Lesson 1

#### Vocabulary

##### A


- 1 daughter
- 2 son
- 3 mother
- 4 parents
- 5 grandfather
- 6 grandparents
- 7 grandchildren

##### B

- 1 parents
- 2 mother, daughter
- 3 father, son

- 4 grandparents, grandchildren  
5 grandmother, granddaughter  
6 grandfather, grandson

**C**



Answers in any order:

- 1 thin  
2 short  
3 clever  
4 pretty  
5 tall  
6 cute

**Grammar**

**A**

- 1 He  
2 I  
3 They  
4 It  
5 She  
6 You  
7 We  
8 You

**B**

- 1 is  
2 am  
3 are  
4 's  
5 're  
6 are  
7 are  
8 's

**C**

- 1 I  
2 is  
3 She's  
4 is  
5 He's  
6 are  
7 They  
8 're

**Lesson 2**

**Vocabulary**

**A**

- Across**  
1 HUNGRY  
4 THIRSTY  
5 FUNNY

**Down**

- 2 NAUGHTY  
3 FAT

**B**

- 1e 2a 3d 4c 5b

**C**

- 1 Come on  
2 go home  
3 play games  
4 Say sorry  
5 talk to my friends

**Grammar**

**A**

- 1 I'm not right.  
2 You aren't good.  
3 He isn't old.  
4 We aren't hungry.  
5 They aren't fat.  
6 She isn't short.  
7 It isn't ugly.

**B**

- 1 Am I clever?  
2 Is it a mouse?  
3 Are you hungry?  
4 Are the hippos fat?  
5 Are we cute?  
6 Is Tom your brother?  
7 Are you and your sister tall?  
8 Is Mrs Hollis your teacher?

**C**

- 1 Yes, it is.  
2 No, she isn't.  
3 Yes, they are.  
4 No, I'm not.  
5 No, we aren't.  
6 Yes, he is.  
7 Yes, you are.

**Lesson 3**

**Vocabulary**

**A**

- 1 a o u (famous)  
2 u (lucky)  
3 o i (boring)  
4 e i a (special)  
5 u (busy)

**B**

- 1 busy  
2 boring  
3 famous  
4 lucky  
5 special

**C**

- 1 lucky  
2 boring  
3 famous  
4 thirsty  
5 beautiful

**Grammar**

**A**

- 1 my  
2 your  
3 his  
4 her  
5 its  
6 our  
7 your  
8 their

**B**

- 1 Her  
2 my  
3 our  
4 his  
5 Their  
6 your  
7 its  
8 your

**C**

- 1 children's  
2 mum's  
3 brother's  
4 friends'  
5 Steve's  
6 boys'  
7 Mandy's  
8 women's

**Lesson 4**

**Vocabulary**

**A**

- 1 (c)ousin  
2 (g)rown-(u)ps  
3 (b)aby  
4 (a)unt  
5 (u)ncle

**B**

- 1 dark / straight  
2 straight / dark  
3 fair / curly  
4 curly / fair  
5 moustache  
6 beard

**C**

- 1 baby  
2 curly  
3 grown-ups  
4 straight  
5 dark  
6 beard

**Grammar**

**A**

- 1 mine  
2 yours  
3 his  
4 hers  
5 ours  
6 yours  
7 theirs

**B**

- 1 mine  
2 hers  
3 yours  
4 ours  
5 theirs  
6 his  
7 yours

**C**

- 1 is this, hers  
2 Whose, mine  
3 Who, Their  
4 are those, our  
5 Whose, yours

### Skills Building

#### Reading

- 1 grandmother and grandfather (*Abe and Mona are Bart's grandparents.*)
- 2 brothers (*Their names are Herb and Homer. They are brothers.*)
- 3 pretty (*Marge ... has pretty blue hair.*)
- 4 grandchildren (*Abe and Mona are Bart's grandparents; Homer and Marge ... have a son and two daughters. Their daughters are Lisa and Maggie.; Bart's ten years old*)
- 5 naughty (*Bart's ... sometimes he's naughty!*)

#### Grammar

##### A

- 1 on
- 2 under
- 3 in
- 4 between
- 5 behind
- 6 in front of
- 7 next to

##### B

- 1b on
- 2d in front of
- 3f between
- 4c behind
- 5g under
- 6a in
- 7e next to

#### Writing

Students' own answers

#### Review 1

##### Vocabulary

- 1a 2b 3a 4c 5b 6a 7b 8c 9a 10c 11a  
12b 13c 14b 15b 16a 17b 18c 19a  
20b

##### Grammar

- 1c 2b 3a 4c 5b 6b 7c 8b 9a 10a 11c  
12b 13c 14b 15a 16b 17a 18c 19a  
20c

### Unit 2

#### Lesson 1

##### Vocabulary

##### A

- 1b 2d 3a 4e 5c

##### B

- 1 weak
- 2 safe
- 3 difficult
- 4 exciting
- 5 brave

##### C

- 1 top
- 2 middle
- 3 down
- 4 bottom
- 5 up
- 6 outside
- 7 inside

#### Grammar

##### A

- 1 can
- 2 can't
- 3 can
- 4 can't
- 5 can
- 6 can
- 7 can't
- 8 can

##### B

- 1 Yes, it can.
- 2 Yes, he can.
- 3 No, she can't.
- 4 No, you can't.
- 5 Yes, they can.
- 6 No, we can't.

##### C

- 1 Can she go home?, Yes, she can.
- 2 Can I go to the park?, No, you can't.
- 3 Can he read your book?, No, he can't.
- 4 Can we play football?, Yes, you can.
- 5 Can you do my homework?, No, I can't.
- 6 Can they ride their bikes?, Yes, they can.

#### Lesson 2

##### Vocabulary

##### A

Students cross out:

- 1 prizes
- 2 coins
- 3 races
- 4 emails
- 5 comics

##### B

- 1 win
- 2 writes
- 3 collects
- 4 play
- 5 watches

##### C

- 1c 2e 3b 4a 5d

##### Grammar

##### A

- 1 love
- 2 plays
- 3 collect
- 4 watches
- 5 go
- 6 write
- 7 has
- 8 reads
- 9 win
- 10 eats

##### B

- 1 play
- 2 sings
- 3 listens
- 4 draws
- 5 writes
- 6 love

##### C

- 1 I usually win competitions.
- 2 He often plays chess.

- 3 Video games are never boring.
- 4 Grandpa is always happy.
- 5 We sometimes go to the stadium.

#### Lesson 3

##### Vocabulary

##### A

A	B	N	S	C	O	P
F	I	S	C	R	Q	W
B	D	R	O	P	V	I
G	J	T	R	U	A	N
C	K	A	E	R	S	L
L	O	H	Y	P	L	O
D	B	E	A	T	O	P
E	M	T	H	A	S	E
B	O	U	N	C	E	T

Answers in any order:

- 1 score
- 2 win
- 3 lose
- 4 drop
- 5 beat
- 6 bounce

##### B

- 1 dances
- 2 skates
- 3 jog
- 4 skip
- 5 hops
- 6 climb

##### C

- 1 jogs
- 2 bounce
- 3 beats
- 4 drop
- 5 climb
- 6 dance
- 7 scores
- 8 lose
- 9 wins

##### Grammar

##### A

- 1 doesn't like
- 2 Jake doesn't jog in the park every day.
- 3 You don't play football on Mondays.
- 4 We don't walk to school every day.
- 5 You don't kick the ball in basketball.
- 6 They don't watch football matches on TV.
- 7 My bird doesn't go outside.

##### B

- 1 Does
- 2 skate
- 3 Do
- 4 Does
- 5 dance
- 6 Do
- 7 kick
- 8 go

##### C

Students' own answers

**Lesson 4****Vocabulary****A****Across**

- 1 MATCH
- 4 FOOTBALL KIT
- 6 FAN
- 7 RACE

**Down**

- 1 MEDAL
- 2 CUP
- 3 WINNER
- 5 TEAM

**B**

- 1 team
- 2 cup
- 3 winner
- 4 medal
- 5 fan
- 6 football kit

**C**

- 1 e o o (Me too)
- 2 O e a (Oh dear)
- 3 e o e (Well done)
- 4 o o i e a (Good idea)
- 5 o u e e o e (You're welcome)
- 6 o (Wow)

**Grammar****A**

- 1 Who
- 2 What
- 3 Whose
- 4 When
- 5 Where

**B**

- 1b 2e 3d 4c 5a

**C**

- 1 What's/What is Jane's favourite sport?
- 2 Whose hockey stick is this/that?
- 3 Where is my bike?
- 4 When is the competition?
- 5 Who's/Who is that man?

**Skills Building****Reading**

- 1a Sentence a tells us the name of the sport. Sentence b doesn't make sense as we already know the sport is difficult.
- 2b Sentence b starts with the word *First*. This fits well as the sentences after the gap use other sequencing words: *Then, then*.
- 3b Sentence b is a logical answer to the question before the gap. The sentences after the gap explain why Ricky likes the race and why it's amazing.
- 4a Question b is wrong as Ricky doesn't answer with information about place. Question a is answered and Ricky goes on to say that he often wins, which supports the idea that he has medals.

**Grammar****A**

- 1 drawing
- 2 swimming
- 3 dancing
- 4 hopping
- 5 running
- 6 playing
- 7 riding
- 8 fishing

**B**

- 1a 2b 3d 4f 5g 6c 7e

**Writing**

Students' own answers

**Review 2****Vocabulary**

- 1c 2a 3b 4b 5a 6c 7c 8a 9b 10b 11c
- 12b 13a 14a 15c 16c 17b 18b 19c

**20a****Grammar**

- 1c 2a 3b 4c 5b 6a 7a 8c 9c 10b 11b
- 12a 13c 14c 15b 16a 17c 18c 19a

**20b****Unit 3****Lesson 1****Vocabulary****A**

- 1 e i e a e (bedside table)
- 2 u a i (curtains)
- 3 i o (pillow)
- 4 a e (blanket)
- 5 a (fan)
- 6 u i o (cushion)
- 7 a e (carpet)
- 8 u o a (cupboard)

**B****Across**

- 5 FAN
- 6 CUSHION
- 7 BEDSIDE TABLE
- 8 CARPET

**Down**

- 1 PILLOW
- 2 BLANKET
- 3 CURTAINS
- 4 CUPBOARD

**C**

- 1 fan
- 2 cupboard
- 3 blankets
- 4 bedside table
- 5 cushion
- 6 pillows
- 7 carpet
- 8 curtains

**Grammar****A**

- 1 Let's clean
- 2 Let's take
- 3 Let's watch
- 4 Let's paint
- 5 Let's listen
- 6 Let's play

**7 Let's ride****8 Let's win****B**

- 1 Don't make a mess!
- 2 Put these books in the bookcase, please.
- 3 Don't drop paint on the floor!
- 4 Don't swim in that dirty pool!
- 5 Find my glasses, please.
- 6 Kick the ball into the net!

**C**

- 1 them
- 2 us
- 3 her
- 4 me
- 5 him
- 6 it
- 7 you
- 8 you

**Lesson 2****Vocabulary****A**

Students cross out:

- 1 the shopping
- 2 a mess, your bed
- 3 the housework, the dishes
- 4 a mess
- 5 the shopping, the dishes

**B**

- 1 doing
- 2 make
- 3 do
- 4 tidies
- 5 does
- 6 makes

**C**

- 1 He's noisy.
- 2 He's lazy.
- 3 She's slow.
- 4 You're busy.
- 5 They're quiet.
- 6 He's rude.
- 7 You're quick.
- 8 She's polite.

**Grammar****A**

- 1 quickly
- 2 slowly
- 3 politely
- 4 rudely
- 5 carefully
- 6 noisily
- 7 badly
- 8 well

**B**

- 1 She runs quickly.
- 2 He always asks questions politely.
- 3 You never listen carefully.
- 4 I do the housework well.
- 5 She washes the dishes slowly.
- 6 I usually make my bed badly.

**C**

- 1 polite, politely
- 2 quickly, quick

- 3 rude, rudely
- 4 good, well
- 5 lazy, lazily
- 6 quietly, quiet

**Lesson 3**  
**Vocabulary**  
**A**

B	A	S	E	B	A	I	F	R	O	M
F	L	O	P	A	H	O	U	O	S	E
P	F	I	R	S	T	F	L	O	O	R
I	P	N	T	E	F	R	O	F	L	O
N	R	E	S	M	S	T	A	I	R	S
P	B	A	L	E	C	A	N	Y	T	U
G	R	O	U	N	D	F	L	O	O	R
R	L	C	S	T	O	I	T	P	A	S
O	O	B	A	L	C	O	N	Y	A	C

Answers in any order:

- 1 first floor
- 2 ground floor
- 3 basement
- 4 roof
- 5 stairs
- 6 balcony

- B**
- 1 downstairs
  - 2 a mess
  - 3 home
  - 4 upstairs
  - 5 the housework
  - 6 shopping
  - 7 the lift
  - 8 out

- C**
- 1 take the lift
  - 2 go shopping
  - 3 the roof
  - 4 go downstairs
  - 5 come home
  - 6 the balcony

**Grammar**

- A**
- 1 lazier
  - 2 slower
  - 3 rudier
  - 4 bigger
  - 5 better
  - 6 worse
  - 7 more difficult
  - 8 more quickly
  - 9 more noisily
  - 10 more

- B**
- 1 taller
  - 2 smaller
  - 3 more happily
  - 4 more exciting
  - 5 thinner
  - 6 more quickly

- C**
- 1 bigger
  - 2 beautiful
  - 3 better than
  - 4 worse
  - 5 more carefully
  - 6 than

**Lesson 4**  
**Vocabulary**

- A**  
1c 2e 3f 4a 5d 6b

- B**
- 1 wardrobe
  - 2 neighbour
  - 3 address
  - 4 shelf
  - 5 garden
  - 6 hill

- C**
- 1a houses
  - 1b view
  - 1c sea
  - 2a countryside
  - 2b mountain
  - 2c field
  - 2d grass
  - 2e village
  - 3a city
  - 3b roads
  - 3c river
  - 4a town
  - 4b square
  - 4c streets
  - 4d flats

**Grammar**

- A**
- 1 the biggest
  - 2 the slowest
  - 3 the rudest
  - 4 the laziest
  - 5 the best
  - 6 the worst
  - 7 the most difficult
  - 8 the most quickly
  - 9 the most noisily
  - 10 the most

- B**
- 1 most
  - 2 oldest
  - 3 smallest
  - 4 best
  - 5 the
  - 6 most
  - 7 quickly
  - 8 worst

- C**
- 1 Today is the busiest day in town.
  - 2 He has the cleanest car in the street.
  - 3 This is the most beautiful view in the world.
  - 4 You are the noisiest neighbours in the world.
  - 5 We have the smallest house in the village.
  - 6 Grandma walks the most slowly in the family.

**Skills Building**

**Reading**

- 1 no (*Charlie Kern has an unusual home. It isn't a house – it's an old school bus!*)
- 2 yes (*Inside, the bus has ... a bed.*)

- 3 yes (*There's a bookcase, a cupboard and shelves for Charlie's things.*)
- 4 yes (*There's even a bathroom with a shower.*)
- 5 no (*He can tidy the bus quickly ...*)

**Grammar**

- A**
- 1 taller than
  - 2 the most beautiful
  - 3 more quickly than
  - 4 the smallest
  - 5 better than
  - 6 the most carefully
  - 7 older than
  - 8 better than

- B**  
Students' own answers

**Writing**

Students' own answers

**Review 3**

**Vocabulary**

- 1c 2b 3a 4c 5a 6b 7c 8b 9b 10b 11c  
12c 13a 14b 15a 16c 17a 18b 19c  
20b

**Grammar**

- 1a 2a 3b 4c 5b 6a 7b 8c 9a 10a 11b  
12b 13c 14b 15c 16c 17a 18b 19c  
20a

**Unit 4**

**Lesson 1**

**Vocabulary**

- A**
- 1 up
  - 2 in
  - 3 down
  - 4 up
  - 5 out

- B**
- 1 (le)ssons
  - 2 (t)each
  - 3 (c)lass
  - 4 (s)ubjects
  - 5 (y)ear
  - 6 (c)hildren
  - 7 (s)tudents
  - 8 (s)tudy

- C**
- 1 teaches
  - 2 students
  - 3 class
  - 4 subject
  - 5 lessons
  - 6 write down
  - 7 look up
  - 8 find out

**Grammar**

- A**
- 1 must listen
  - 2 must hand in
  - 3 mustn't be
  - 4 mustn't talk
  - 5 must go
  - 6 mustn't stand

- 7 must run  
8 mustn't eat  
9 must write down

**B**

- 1 have to write down  
2 don't have to do  
3 has to pick up  
4 Do we have to hand in, do  
5 doesn't have to look up  
6 Does she have to find out, doesn't

**C**

- 1 Mark has to do his homework.  
2 Dad must pick up the twins at 3 pm.  
3 Grandma doesn't have to make the beds.  
4 The twins don't have to tidy the living room.  
5 Ann mustn't play video games.

**Lesson 2**

**Vocabulary**

**A**

- 1 calculator  
2 timetable  
3 dictionary  
4 exercises  
5 break

**B**

- Across**  
2 MATHS  
4 SCIENCE  
5 GEOGRAPHY

**Down**

- 1 ART  
2 HISTORY  
6 PE

**C**

- 1 exercises  
2 art  
3 dictionary  
4 timetable  
5 PE  
6 science

**Grammar**

**A**

- 1 is doing  
2 'm going  
3 are listening  
4 're having  
5 is using  
6 are reading  
7 are painting  
8 is sleeping

**B**

- 1 is painting  
2 are using  
3 are sleeping  
4 is reading  
5 is doing  
6 are having  
7 are listening  
8 am going

**C**

- 1 now  
2 on  
3 at  
4 moment  
5 this  
6 next  
Students should tick sentences 2, 3, 5 and 6.

**Lesson 3**

**Vocabulary**

**A**

- 1d 2f 3e 4c 5a 6b

**B**

- 1 trip  
2 museum  
3 concert  
4 band  
5 ticket

**C**

- 1c 2d 3a 4b 5e

**Grammar**

**A**

- 1 aren't studying  
2 isn't reading  
3 aren't being  
4 isn't standing  
5 isn't holding

**B**

- 1 not  
2 isn't  
3 aren't  
4 I  
5 bringing  
6 aren't/are not  
7 playing  
8 running

**C**

- 1 Is John playing the violin?, No, he isn't.  
2 Are you and your sister coming home now?, Yes, we are.  
3 Is she doing her history exercises?, Yes, she is.  
4 Are you reading a good book?, No, I'm not.  
5 Are you having fun?, Yes, I am.  
6 Are they buying tickets?, No, they aren't.

**Lesson 4**

**Vocabulary**

**A**

- 1a warm  
1b cold  
2a rich  
2b poor  
3a bored  
3b excited  
4a wet  
4b dry

**B**

- 1 excited  
2 cold  
3 bored  
4 dry  
5 poor  
6 wet

**C**

- 1 pay  
2 share  
3 get  
4 changing  
5 dream  
6 thinking  
7 catch

**Grammar**

**A**

- 1 catch  
2 is running  
3 shares  
4 do  
5 are using  
6 is changing  
7 live  
8 are doing

**B**

- 1 No, they aren't.  
2 Yes, I do.  
3 Yes, we are.  
4 No, they don't.  
5 Yes, she does.  
6 No, he isn't.  
7 Yes, it is.  
8 No, he doesn't.

**C**

- 1 aren't  
2 doesn't  
3 going  
4 Do  
5 plays  
6 Are  
7 is  
8 don't

**Skills Building**

**Reading**

- 1c Sentence c gives more information about the size of Australia.  
2a Sentence a explains where the people who don't live in towns and cities live.  
3e Sentence e answers the question 'Where do they go to school?' and tells us that they don't go to school. The idea of not going to school is continued in the next sentence where we learn that school goes to them.  
4b Sentence b explains one way the children use the radio to learn. The sentence after the gap tells us another way.  
5d Sentence d tells us that some students use computers and the sentence after the gap refers back to 'these computers'.

**Grammar**

- too
- enough
- too young
- clever enough
- enough
- too

**Writing**

Students' own answers

**Review 4****Vocabulary**

- 1b 2a 3a 4c 5b 6c 7a 8b 9b 10a 11b  
12c 13c 14a 15b 16c 17b 18b 19c  
20a

**Grammar**

- 1a 2c 3b 4c 5b 6a 7c 8a 9c 10b 11b  
12a 13a 14c 15b 16c 17a 18b 19b  
20c

**Unit 5****Lesson 1****Vocabulary****A**

I	J	V	E	G	S	U	G	V	C	O	J
L	A	F	L	O	U	R	L	E	O	R	E
S	M	A	F	R	G	S	A	G	C	V	G
V	E	G	E	T	A	B	L	E	O	I	L
R	C	O	A	F	R	S	D	G	A	R	J
A	G	C	R	E	A	M	O	L	M	W	I

Answers in any order:

- vegetable oil
- cream
- sugar
- cocoa
- jam
- flour

**B**

- sugar
- jam
- cream
- cocoa
- flour
- vegetable oil

**C**

- Mix
- Wait!
- add
- Make sure
- need

**Grammar****A**

- banana
- egg
- lime
- meatball
- tomato
- cocoa
- cream
- flour
- rice
- sugar

**B**

- a
- 
- an
- 
- an
- a
- a
- 
- an

**C**

- any
- some
- any
- some
- any
- any
- any
- any

**Lesson 2****Vocabulary****A**

- meals
- Beans
- morning
- lunch
- vegetable
- afternoon
- Probably

**B**

- 1b 2d 3e 4c 5a

**C**

- (h)healthy
- (f)eel
- (s)nack
- (b)iscuits
- (p)iece
- (s)alt
- (s)lice
- (c)heese
- (N)uts
- (A)ctually

**Grammar****A**

- many
- few
- few
- much
- little
- many
- much
- little

**B**

- There are a lot of chocolate eggs.
- There are a few biscuits.
- There is a little juice.
- There is a little jam.
- There are a lot of cakes.
- There are a few beans.

**C**

- many
- lots / a lot
- few
- little

**5**

- much
- much / any
- many / any
- lot

**Lesson 3****Vocabulary****A**

- 1b 2d 3a 4f 5c 6e

**B**

- grows
- come from
- cut
- slicing
- taste

**C**

- o u (soup)
- a a (pasta)
- a i e (sandwiches)
- a a (salad)
- o e o (come from)
- a (plants)
- a e (taste)
- u i e (juice)

**Grammar****A**

- was
- weren't
- was
- wasn't
- weren't
- was
- were
- were
- weren't
- wasn't

**B**

- Was, was
- Were, wasn't
- Were, were
- Was, wasn't
- Was, weren't
- Was, was
- Were, were
- Were, weren't

**C**

- were
- were
- were
- weren't
- Were
- were
- Was
- wasn't

**Lesson 4****Vocabulary****A**

- i (sick)
- a (tasty)
- o a (normal)
- u (full)
- e e (greedy)
- o i e (horrible)
- a e (strange)
- i (silly)

**B****Across**

- 1 TASTY  
3 SICK  
5 NORMAL  
6 FULL  
7 GREEDY

**Down**

- 2 STRANGE  
3 SILLY  
4 HORRIBLE

**C**

- 1 greedy  
2 tasty  
3 full  
4 strange  
5 sick  
6 normal  
7 silly  
8 horrible

**Grammar****A**

- 1 cooked  
2 wanted  
3 loved  
4 sliced  
5 cried  
6 tried  
7 jogged  
8 dropped

**B**

- 1 finished  
2 watched  
3 shared  
4 liked  
5 wanted  
6 cooked

**C**

- 1 Grandma cooked a pizza  
2 Mum and Dad jogged in the park  
3 Mum tried a new recipe  
4 Dave tidied his room  
5 Mandy and I danced at a party

**Skills Building****Reading**

- 1 (in) America (*In America, they ... eat about 3,000,000,000 pizzas there every year!*)  
2 (things like) onions and oil (*In Greece ... Then it was like thin bread. On the top, there were things like onions and oil.*)  
3 they weren't expensive (*Pizzas were good for poor people because they weren't expensive*)  
4 (in) Naples (*The world's first pizzeria ... opened in Naples in 1830. It still makes pizzas today.*)  
5 red, white and green (*red tomatoes, white cheese and the green leaves from basil ... Those are the colours of Italy's flag!*)

**Grammar****A**

- 1 myself  
2 yourself  
3 himself  
4 herself  
5 itself  
6 ourselves  
7 yourselves  
8 themselves

**B**

- 1 itself  
2 himself  
3 myself  
4 herself  
5 yourself  
6 yourselves  
7 themselves  
8 ourselves

**Writing**

Students' own answers

**Review 5****Vocabulary**

- 1b 2a 3c 4b 5a 6c 7a 8c 9a 10b 11a  
12c 13b 14a 15c 16b 17a 18c 19b  
20c

**Grammar**

- 1a 2c 3c 4b 5a 6a 7b 8c 9b 10a 11a  
12b 13c 14c 15b 16a 17b 18c 19a  
20b

**Unit 6****Lesson 1****Vocabulary****A**

- 1 up  
2 out  
3 after  
4 up  
5 up

**B**

- 1e 2c 3a 4b 5d  
a get up  
b look after  
c Pick up  
d wake up  
e put out

**C**

- 1 (f)ire (f)ighter  
2 (c)age  
3 (s)mell  
4 (n)oise  
5 (h)ero  
6 (F)ires

**Grammar****A**

- 1 brought  
2 came  
3 ate  
4 went  
5 made

**6**

- ran  
7 saw  
8 took  
9 understood  
10 woke up

**B**

- 1 woke up  
2 got up  
3 made  
4 ate  
5 went  
6 said  
7 gave

**C**

- 1 ran  
2 rode  
3 thought  
4 had  
5 understood  
6 ate  
7 took  
8 brought

**Lesson 2****Vocabulary****A**

- 1 visiting  
2 moving  
3 hear  
4 Hurry  
5 shining  
6 arrives

**B****Across**

- 2 WATERFALL  
5 ISLAND

**Down**

- 1 LAKE  
3 FOREST  
4 PATH

**C**

- 1 island  
2 visit  
3 path  
4 lake  
5 shine  
6 arrive  
7 move  
8 forest

**Grammar****A**

- 1 didn't swim  
2 didn't see  
3 didn't shine  
4 didn't arrive  
5 didn't hear  
6 didn't go  
7 didn't bring  
8 didn't wake up

**B**

- 1 Yes, they did.  
2 Yes, he did.  
3 No, I didn't.

WORKBOOK KEY 167

- 4 Yes, we did.  
5 No, it didn't.  
6 No, she didn't.

**C**

- 1 Did he visit an island?, Yes, he did.  
2 Did she walk to the farm?, No, she didn't.  
3 Did you like the waterfall, Tom?, Yes, I did.  
4 Did the sun shine yesterday?, Yes, it did.  
5 Did they arrive early?, No, they didn't.  
6 Did you and Beth hurry?, No, we didn't.

**Lesson 3 Vocabulary**

- A**  
1d 2c 3a 4e 5b

**B**

- 1 weigh  
2 die  
3 hide  
4 melt  
5 rest

**C**

- 1 whale  
2 polar bear  
3 dolphin  
4 shark  
5 seal  
6 turtle

**Grammar**

**A**

- 1 I'll  
2 will be  
3 will get  
4 won't grow  
5 won't have  
6 Will it, will  
7 Will she, won't

**B**

- 1 The ice will melt tomorrow.  
2 The plants won't live without water.  
3 Lots of people will visit the turtles this weekend.  
4 You won't see any sharks here.  
5 The whales will return next year.  
6 Polar bears will die without ice and snow.  
7 The seals won't rest in the sea.  
8 It won't be very cold next spring.

**C**

- 1 Will you and Joe see any dolphins this summer?, Yes, we will.  
2 Will he work with animals next year?, No, he won't.  
3 Will it be hot at the weekend?, No, it won't.  
4 Will more animals die in ten years?, Yes, they will.  
5 Will she go on holiday this winter?, Yes, she will.


- 6 Will you catch any fish at the lake tomorrow, Mary?, No, I won't.  
7 Will we help the turtles this spring?, Yes, we will.

**Lesson 4 Vocabulary**

**A**

- 1 (r)ainy  
2 (s)nowy  
3 (s)unny  
4 (c)loudy  
5 (w)indy  
6 (i)cy

**B**



- 1 temperature  
2 rainbow  
3 desert  
4 Earth  
5 umbrella

**C**

- 1 desert, sunny  
2 temperatures, snowy  
3 cloudy, shine  
4 move, windy  
5 look after, Earth  
6 rainy, umbrella

**Grammar**

**A**

- 1c 2e 3a 4d 5f 6b

**B**

- 1 be  
2 going  
3 Is  
4 am  
5 to  
6 's  
7 Are  
8 make

**C**

- 1 isn't going to be, are going to take  
2 is going to be, am not going to wear  
3 is going to shine, aren't going to need  
4 is going to be, isn't going to see  
5 is going to be, aren't going to feel

**Skills Building**

**Reading**

- 1e This paragraph talks about places we will find and see dolphins and question e uses the question word *Where* that asks about place.  
2d This paragraph answers the question 'What do they look like?' because it tells us the colour of dolphins and how big they are. It also tells us what some people think they look like when their mouths are open.  
3a This paragraph talks about how well dolphins can swim. Question a asks 'How fast' and this paragraph tells us - *more than 30 kilometres an hour*.  
4b This paragraph talks about their food, so it answers the question 'What do they eat?'.  
5c This paragraph tells us that dolphins can communicate with each other, which is a sign of being clever. Question c asks about this.

**Grammar**

**A**

- 1 likes  
2 is taking  
3 are visiting  
4 went  
5 will look after  
6 is going to rain

**B**

- 1 gives  
2 Are you doing  
3 aren't eating  
4 won't grow  
5 Did you see  
6 isn't going to be

**Writing**

**Picture 2**

- 1 are swimming  
2 is swimming/swims  
3 is going to catch

**Picture 3**

Suggested answer: The baby dolphin is hiding/hides behind some/the rocks. The shark doesn't see him. The baby dolphin is (going to be) safe.

**Review 6**

**Vocabulary**

- 1c 2b 3c 4a 5c 6b 7a 8b 9c 10c 11b  
12b 13a 14b 15c 16c 17b 18c 19a  
20a

**Grammar**

- 1c 2a 3b 4b 5a 6c 7a 8b 9c 10b 11a  
12a 13b 14a 15c 16b 17c 18c 19a  
20b

# Test Book Key

## Quiz 1

### Vocabulary

#### A

- 1 baby
- 2 parents
- 3 daughter
- 4 father
- 5 grandchildren
- 6 grown-ups

#### B

- 1 cute
- 2 pretty
- 3 clever
- 4 beard
- 5 straight
- 6 short

#### C

- 1 o e o (Come on)
- 2 a o (talk to)
- 3 a o (Say sorry)
- 4 o o e (go home)
- 5 a a e (play games)

#### D

- 1f 2e 3g 4h 5a 6c 7b 8d

### Grammar

#### A

- 1 I
- 2 your
- 3 his
- 4 Their
- 5 It
- 6 We
- 7 ours
- 8 My

#### B

- 1 am
- 2 isn't
- 3 are
- 4 aren't
- 5 is
- 6 are

#### C

- 1 children's
- 2 whose
- 3 Daisy's
- 4 cousin's

#### D

- 1 behind
- 2 in
- 3 in front of
- 4 next to
- 5 under
- 6 on
- 7 between

## Quiz 2

### Vocabulary

#### A

- 1 o u i e (outside)
- 2 o (strong)
- 3 i e e (frightened)
- 4 a e o u (dangerous)
- 5 o o (bottom)
- 6 e i i (exciting)
- 7 i i u (difficult)

#### B

- 1 pool
- 2 stadium
- 3 café
- 4 cinema
- 5 library

#### C

- 1f 2d 3h 4g 5a 6b 7c 8e

#### D

- 1 dance
- 2 Oh, dear!
- 3 Well done!
- 4 bounce
- 5 Good idea!

### Grammar

#### A

- 1b 2a 3a 4b 5b 6a 7a 8a

#### B

- 1 never
- 2 On
- 3 every
- 4 in
- 5 at
- 6 always

#### C

- 1 Whose
- 2 Where
- 3 What
- 4 Who
- 5 When

#### D

- 1 Running
- 2 riding
- 3 swimming
- 4 Taking
- 5 Listening
- 6 dancing

## Progress Test 1

### Reading

- 1 no (*What's special about her? Well ... she only has one arm!*)
- 2 yes (... *with her arm and her legs, she can go to the top of the climbing wall.*)
- 3 no (... *her favourite hobby is climbing; Climbing is difficult and dangerous, ...*)

- 4 yes (*She wins lots of competitions and medals.*)
- 5 no (*She also enjoys painting in her free time.*)

### Vocabulary

#### A

- 1e 2a 3c 4b 5d

#### B

- 1 fan
- 2 pool
- 3 team
- 4 stadium
- 5 kit
- 6 matches
- 7 stickers
- 8 comics

#### C

- 1 thin
- 2 lucky
- 3 funny
- 4 curly
- 5 cute
- 6 thirsty
- 7 frightened

### Grammar

#### A

- 1 swimming
- 2 doesn't win
- 3 Do you play
- 4 Riding
- 5 writes
- 6 Is

#### B

- 1 When
- 2 winner's
- 3 never
- 4 mine
- 5 in
- 6 can't
- 7 Can I
- 8 Our

#### C

- 1c 2b 3b 4a 5c 6a

### Writing

Students' own answers

## Quiz 3

### Vocabulary

#### A

- 1 blanket
- 2 shelf
- 3 neighbour
- 4 wardrobe

- 5 vacuum cleaner  
6 shower

**B**  
1d 2a 3c 4e 5f 6b

- C**  
1 shopping  
2 busy  
3 tidy  
4 noisy  
5 make  
6 slow

- D**  
1 sea  
2 square  
3 road  
4 grass  
5 mountain  
6 village  
7 river

**Grammar**

- A**  
1 us  
2 him  
3 clean  
4 Don't  
5 Make  
6 me  
7 Let's  
8 Take

- B**  
1 politely  
2 noisily  
3 badly  
4 well  
5 hard  
6 slowly

- C**  
1 older  
2 more beautiful  
3 easier  
4 better  
5 more carefully

- D**  
1 the worst  
2 the biggest  
3 the best  
4 the most  
5 the most quickly  
6 the tallest

**Quiz 4**

**Vocabulary**

- A**  
1 find out, dictionary  
2 exercises, bring  
3 calculator, studying  
4 get, picks

- B**  
1 share  
2 write  
3 dream

- 4 hand  
5 leave  
6 change  
7 catch

- C**  
1 PE  
2 band  
3 geography  
4 subjects  
5 lessons  
6 art

- D**  
1 e (wet)  
2 o e (bored)  
3 a (warm)  
4 o o (poor)

**Grammar**

- A**  
1 mustn't  
2 has to  
3 doesn't have to  
4 must  
5 don't have to

- B**  
1 aren't/are not handing in  
2 are writing down  
3 is teaching  
4 'm not/am not going out  
5 Are you having  
6 Is William using

**C**  
1a 2b 3b 4b 5a 6b 7a 8b

- D**  
1 enough  
2 enough  
3 too  
4 enough  
5 too  
6 too

**Progress Test 2**

**Reading**

Students should tick:

- 1 ART (*Art is on Thursdays.*)  
2 MATHS (*They also need a red pen, a blue pen ...*)  
3 PE (*Students play hockey on Wednesdays and football on Fridays on the school field.*)  
4 MATHS (*Students have maths every morning.*)  
5 PE (*All students must wear the school PE kit.*)

**Vocabulary**

- A**  
1 hand in  
2 take  
3 practises  
4 write down  
5 pay  
6 tidy

**B**  
1e 2g 3b 4f 5h 6d 7c 8a

- C**  
1 neighbour  
2 housework  
3 balcony  
4 carpets  
5 dishes  
6 dishwasher

**Grammar**

**A**  
1b 2b 3a 4b 5a 6a 7a 8b

- B**  
1 is leaving  
2 Are Mum and Dad painting  
3 don't have to  
4 doesn't live  
5 mustn't  
6 do

- C**  
1 the worst  
2 bigger  
3 the most beautiful  
4 the best  
5 more carefully  
6 easier

**Writing**

Students' own answers

**Quiz 5**

**Vocabulary**

**A**  
1d 2e 3a 4c 5b 6f

- B**  
1 Make  
2 slice  
3 Add  
4 feel  
5 come  
6 Mix  
7 taste  
8 grow

- C**  
1 biscuits  
2 slice  
3 midday  
4 cream  
5 piece

- D**  
1 healthy  
2 tasty  
3 greedy  
4 horrible  
5 full  
6 strange

**Grammar**

- A**  
1 any/much, little  
2 many, lot

- 3 an, any  
4 lots, few

**B**

- 1 cried  
2 weren't  
3 sliced  
4 was  
5 dropped  
6 were

**C**

- 1 last night  
2 Was there  
3 two years ago  
4 yesterday  
5 There were  
6 in August

**D**

- 1 themselves  
2 yourself/yourselves  
3 myself  
4 himself  
5 ourselves

**Quiz 6**

**Vocabulary**

**A**

- 1d 2f 3a 4e 5b 6c

**B**

- 1 melt  
2 rest  
3 arrive  
4 look after  
5 hurry

**C**

- 1g 2c 3a 4e 5h 6d 7f 8b

**D**

- 1 path  
2 Dolphins  
3 rainy  
4 lake  
5 Whales  
6 icy

**Grammar**

**A**

- 1 ate  
2 didn't go  
3 made sure  
4 Did you understand  
5 brought  
6 rode  
7 ran  
8 didn't die

**B**

- 1b 2b 3b 4a 5a 6b 7a 8a 9b

**C**

- 1 will look  
2 Did it rain  
3 Are you visiting  
4 wake up  
5 am not doing

- 6 will be  
7 is looking after  
8 took

**Progress Test 3**

**Reading**

- 1 temperature (*The temperature of the Earth is now 1°C hotter ...*)  
2 desert (... *there will be no rain and it will be very hot. Plants, trees and animals will die, and there will be more deserts.*)  
3 buildings (*In towns and cities near the sea, some roads and buildings will be under water.*)  
4 ice (*Without ice, some sea animals won't have homes ...*)  
5 save (*We must look after the Earth and save the plants, the animals and ... ourselves!*)

**Vocabulary**

**A**

- 1e 2f 3d 4a 5c 6b

**B**

- 1 come from  
2 shining  
3 weigh  
4 mix  
5 sick  
6 get up  
7 tasty  
8 visited

**C**

- 1 flour  
2 soup  
3 sunny  
4 cocoa  
5 rainbow  
6 midday

**Grammar**

**A**

- 1 any  
2 yourself  
3 much  
4 little  
5 ourselves  
6 few

**B**

- 1 made  
2 sliced  
3 brought  
4 didn't put  
5 was  
6 cooked  
7 ate  
8 was

**C**

- 1 do you have  
2 are going to visit  
3 won't snow  
4 wasn't

- 5 is raining  
6 jogged

**Writing**

Students' own answers

**End-of-Year Test**

**Reading**

- 1d The sentence before the gap says that there are three bedrooms. Sentence d is logical because it says that she doesn't have to share a room now. The sentence *That's fantastic*, which comes after the gap, also fits with sentence d.  
2e The sentence before the gap mentions their old flat and says that her parents didn't like it. Sentence e explains what was wrong with the flat.  
3c The word *there* in sentence c refers to the garden which is mentioned in the sentence before the gap.  
4b The word *there* in sentence b refers to the lake which is mentioned in the sentence before the gap.  
5a The sentence before the gap says her new school is near her home, so sentence a is logical because it says that she doesn't take the bus. The sentence after the gap explains how she now goes to school.

**Vocabulary**

- 1c 2a 3b 4b 5c 6b 7b 8a 9b 10a 11c  
12b 13b 14a 15c 16c 17c 18c 19a  
20c 21c 22a 23b 24b 25b 26a 27c  
28b 29b 30c

**Grammar**

- 1c 2a 3c 4a 5b 6b 7a 8b 9b 10a 11b  
12a 13b 14a 15a 16c 17a 18b 19c  
20b 21a 22a 23c 24c 25b 26b 27c  
28c 29b 30c

**Writing**

Students' own answers